

NF VALIDATION
Validation of alternative analytical methods
Application in food microbiology

Summary report
Validation study according to the EN ISO 16140-2:2016

Agar Listeria (AL)
(Certificate number: BRD 07/16 - 01/09)
for the detection of *Listeria spp.* in all human food products (by performing validation assays on a broad range of foods) and industrial production environmental samples

Qualitative method

<i>Expert Laboratory:</i>	ADRIA Développement ZA Creac'h Gwen 29196 Quimper Cedex (France)
<i>For:</i>	BIO-RAD 3 boulevard Raymond Poincaré 92430 Marnes-La-Coquette (France)

This report consists of 128 pages, including 10 appendices.

Only copies including the totality of this report are authorised.

Competencies of the laboratory are certified by COFRAC accreditation for the analyses marked with the symbol♦.

Version 0
28 February 2022

1	INTRODUCTION	5
2	METHOD PROTOCOLS	5
2.1	Alternative method	5
2.1.1	<i>Principle</i>	5
2.1.2	<i>Protocol</i>	6
2.1.3	<i>Restrictions</i>	7
2.2	Reference method	7
2.3	Study design	7
3	INITIAL VALIDATION, EXTENSION/RENEWAL STUDIES: RESULTS	8
3.1	Method Comparison Study	8
3.1.1	<i>Sensitivity study</i>	8
3.1.2	<i>Relative level of detection</i>	22
3.1.3	<i>Inclusivity / exclusivity</i>	26
3.1.4	<i>Practicability</i>	27
3.2	Inter-laboratory study	28
3.2.1	<i>Study organisation</i>	28
3.2.2	<i>Experimental parameters controls</i>	28
3.2.3	<i>Results analysis</i>	29
3.2.4	<i>Calculation and interpretation</i>	32
3.2.5	<i>Evaluation of the LOD 50%, LOD 95 % and RLOD between laboratories</i>	33
3.3	Conclusion	34
4	EXTENSION STUDY (2021) FOR THE USE OF A NEW ENRICHMENT PROTOCOL	35
4.1	Method comparison study	35
4.1.1	<i>Protocols applied during the validation study</i>	35
4.1.2	<i>Sensitivity study</i>	36
4.1.3	<i>Relative level of detection</i>	44
4.1.4	<i>Inclusivity / exclusivity</i>	47
4.2	Conclusion	47

✚	Appendix 1 – Flow diagram of the alternative method: AL <i>Listeria</i> spp. Detection _____	49
✚	Appendix 2 - Flow diagram of the reference method: ISO 11290-1 (May 2017): Microbiology of the food chain - Horizontal method for the detection and enumeration of <i>Listeria monocytogenes</i> and other <i>Listeria</i> spp. - Part 1: detection method _____	50
✚	Appendix 3 – Artificial contamination of samples (2017 - ISHA) _____	51
✚	Appendix 4 – Sensitivity study: raw data _____	53
✚	Appendix 5 – Relative level of detection study: raw data _____	74
✚	Appendix 6 – Inclusivity and exclusivity study: raw data _____	84
✚	Appendix 7 – Inter-laboratory study: results obtained by the collaborative laboratories (IPL-2008) ____	91
✚	Appendix 8 – Artificial contamination of samples (Extension study, 2021 - ADRIA Développement) ____	99
✚	Appendix 9 – Sensitivity study: raw data (Extension study, 2021 - ADRIA Développement) _____	104
✚	Appendix 10 – Relative level of detection study: raw data (Extension study, 2021 - ADRIA Développement) _____	123

The technical protocol and the result interpretation were carried out according to the EN ISO 16140-2:2016 and the AFNOR technical rules (PR Revision 7).

Validation protocols	<ul style="list-style-type: none"> ▪ ISO 16140-1 (2016): Microbiology of the food chain - Method validation — <i>Part 1: Vocabulary</i> ▪ ISO 16140-2 (2016): Microbiology of the food chain - Method validation — <i>Part 2: Protocol for the validation of alternative (proprietary) methods against a reference method</i> ▪ AFNOR technical rules (PR Revision 7).
Reference method*	ISO 11290-1 (May 2017): Microbiology of the food chain - Horizontal method for the detection and enumeration of <i>Listeria monocytogenes</i> and of <i>Listeria</i> spp.- Part 1: detection method
Alternative method	Agar <i>Listeria</i> for the detection of <i>Listeria</i> spp.
Scope	<ul style="list-style-type: none"> <input checked="" type="checkbox"/> Human food products (by performing validation assays on a broad range of foods) <input checked="" type="checkbox"/> Industrial production environmental samples
Certification organism	AFNOR Certification (http://nf-validation.afnor.org/)

* Analyses performed according to the COFRAC accreditation

1 INTRODUCTION

The Agar *Listeria* method was initially validated for the detection of *Listeria monocytogenes* in January 2009 (certificate number BRD 07/16 - 01/09) in all human food products (by performing validation assays on a broad range of foods) and industrial production environmental samples. The study was performed by EUROFINS IPL Nord. The following renewals and extensions were performed:

<i>January 2009</i>	Initial validation according to the ISO 16410 (2003) for the detection of <i>Listeria monocytogenes</i>
<i>February 2012</i>	Extension to the detection of <i>Listeria</i> spp. including the data from the initial validation concerning <i>Listeria monocytogenes</i> detection <i>Eurofins IPL Nord</i>
<i>November 2012</i>	Renewal study <i>Eurofins IPL Nord</i>
<i>May 2017</i>	Renewal study according to the ISO 16140-2 (2016) <i>ISHA</i>
<i>December 2020</i>	Renewal study according to the ISO 16140-2 (2016) <i>ADRIA Développement</i>
<i>February 2022</i>	Extension study for the use of a new enrichment protocol (enrichment in Half-Fraser broth for 21 h ± 3 h at 30°C) for food and production environmental samples <i>ADRIA Développement</i>

2 METHOD PROTOCOLS

2.1 Alternative method

The flow diagram of the alternative method is provided in **Appendix 1**.

2.1.1 Principle

The principle of AL (Agar *Listeria* according to Ottaviani and Agosti) method is based on an enrichment step in Half Fraser and the use of a chromogenic agar media which relies on detection of two enzymes activities:

- β -D-glucosidase activity, common to all *Listeria* genus bacteria is detected using a chromogenic substrate (X-glucoside). Its hydrolysis induces the formation of a blue to blue-green colour for all *Listeria* species colonies.
- PI-PLC is an enzyme only detected in pathogenic *Listeria* species: *L. monocytogenes* and *L. ivanovii*. AL medium contains phosphatidylinositol which, when it breaks down, produces an opaque halo around colonies for these two *Listeria* species.

***Listeria* spp appears as blue to blue-green colonies surrounded or not by an opaque halo.**

Selectivity of the medium is achieved by the combined action of lithium chloride, antibiotics, and an antifungal.

2.1.2 Protocol

The steps of the alternative method are the following:

- Enrichment in Half Fraser broth for 24 h \pm 2 h at 30°C \pm 1°C, 1/10 dilution,
- Enrichment in Half Fraser broth for 21 h \pm 3 h at 30°C \pm 1°C, 1/10 dilution (extension study - 2021)
- Plating out 0.1 ml on an AL plate for isolation, incubation for 24 h \pm 2 h at 37°C \pm 1°C. The incubation can be extended to 48h \pm 2 h.

The characteristic colonies of *Listeria* spp on AL plates (blue to blue-green colonies with or without an opaque halo) must be confirmed by:

- Using the conventional tests described in the ISO standard method (including a purification step),
- Using nucleic probes as described in the ISO 7218 (for example iQ-Check *Listeria* spp. Real-Time PCR Detection Kit) on isolated colonies (with or without purification step),
- Spotting at least one isolated colony onto PALCAM plate (up to 6 colonies can be tested on a single PALCAM plate),
- Using any other NF VALIDATION -certified method based on a different principle from that of AL Agar. The validated protocol of the second method must be respected in its entirety. All steps prior detection step used as a starting point for confirmation must be common to both methods.

After the enrichment step the broth can be stored for 72 h at 5°C ± 3°C before streaking onto AL plates.

The AL plates can be stored for 72h after incubation before reading and proceeding to the confirmatory tests.

2.1.3 Restrictions

There is no restriction for use.

2.2 Reference method♦

The reference method used for the initial validation was the NF EN ISO 11290-1/A1 (2004): Microbiology of food and animal feeding stuffs. Horizontal method for the detection and enumeration of *Listeria monocytogenes*. Part 1: detection method.

For the renewal study performed in 2017, the reference method was the NF EN ISO 11290-1 (2017): Microbiology of the food chain - Horizontal method for the detection and enumeration of *Listeria monocytogenes* and of *Listeria* spp. - Part 1: detection method (see **Appendix 2**). *The modifications which occur in the version published in 2017 are considered as major but have no impact on the previous data.*

2.3 Study design

The study is a **paired study design for all protocols** as the reference and the alternative methods used Half Fraser broth for the first enrichment step incubated at the same temperature.

3 INITIAL VALIDATION, EXTENSION/RENEWAL STUDIES: RESULTS

3.1 Method Comparison Study

The method comparison study is a study performed by the expert laboratory to compare the alternative method with the reference method.

The study was carried out on a diversity of samples and strains representative of agri-food products. This does not constitute an exhaustive list of the different matrices included in the scope.

For any comment on the alternative method, please contact AFNOR Certification at <http://nf-validation.afnor.org/contact-2/>.

3.1.1 Sensitivity study

The sensitivity (SE) is the ability of the method to detect the analyte by either the reference or alternative method.

3.1.1.1 Number and nature of samples

During the validation studies, the AL plates were tested at two incubations times, 22 h and 48 h.

Taking into account all the studies (2009, 2012 and 2017), 461 samples were tested providing 252 positive and 209 negative results. The distribution per tested category and type is given in Table 1 (22 h incubation time) and Table 2 (48 h incubation time).

**Table 1 – Distribution per tested category and type
(After 22 h incubation and after 48 h incubation)**

Category		Type	Positive	Negative	Total
1	Composite foods	a Ready to eat	10	10	20
		b Ready to reheat	11	9	20
		c Pastries, egg products...	10	10	20
		Total	31	29	60
2	Meat products	a Raw products (including deep-frozen, fresh ...)	20	12	32
		b Ready to eat and processed meat products	19	16	35
		c Fermented or dried meat products	29	26	55
		Total	68	54	122
3	Dairy products	a Raw milk cheese	12	18	30
		b Other raw milk products	11	10	21
		c Heat processed milk and dairy products	20	16	36
		Total	43	44	87
4	Vegetables	a Raw vegetables	11	9	20
		b Ready to eat, ready to cook,	15	7	22
		c Processed vegetables	8	12	20
		Total	34	28	62
5	Seafood products	a Raw products	15	9	24
		b Smoked, marinated products	13	8	21
		c Processed products	14	9	23
		Total	42	26	68
6	Production environmental samples	a Process water	10	11	21
		b Dusts and residues	10	10	20
		c Surface sample	14	7	21
		Total	34	28	62
All categories			252	209	461

The distribution per target analytes is given in Table 2.

Table 2 – Distribution per target analytes

Category	<i>Listeria</i> spp	Mix <i>Listeria</i> spp + <i>L. monocytogenes</i>	<i>Listeria</i> spp + <i>L. monocytogenes</i>	<i>L. monocytogenes</i>	Total
1	4	11	15	16	31
2	23	27	50	18	68
3	7	9	16	27	43
4	2	7	9	25	34
5	11	5	16	26	42
6	4	11	15	19	34
Total	51	70	121	131	252

According to the AFNOR technical rules, the number of samples contaminated with *Listeria* spp. and *Listeria monocytogenes* per category has to be comprised between 15 and 25 samples; it was the case for all the categories, except for the vegetables category. This was accepted by the AFNOR Technical Committee.

3.1.1.2 Artificial contamination of samples

415 naturally contaminated samples were analyzed. Artificial contamination was also applied using the seeding protocol. 88 samples were inoculated; 66 samples gave a positive result, 34 were inoculated below or equal to 3 CFU and 2 were inoculated at 3.6 CFU. The artificial contaminations are presented in **Appendix 3**.

The repartition of the positive samples per inoculation protocol and inoculation level is given in Table 3.

Table 3 - Repartition of the positive samples per inoculation protocol and inoculation level

	Naturally contaminated	Seeding		Total
		≤ 3 CFU	3 > x ≥ 3,6 CFU	
Number of samples	186	64	2	252
%	73,8%	25,4%	0,8%	100,0%

73.8 % of the samples were naturally contaminated.

3.1.1.3 Protocols applied during the validation study

Incubation time

- Half Fraser broth: 22 h at 30°C ± 1°C
- AL plates: 22 and 48 h

Confirmations

Initial validation in 2009 (Listeria monocytogenes detection):

- ISO tests (identification),
- iQ-Check *Listeria monocytogenes*,
- Spot on RLM (results not presented in this report as this confirmation is not part of the confirmation procedure),

Extension study in 2012 (Listeria spp detection):

- ISO tests (identification),
- Spot on RLSP (results not presented in this report as this confirmation is not part of the confirmation procedure),
- Streak on PALCAM.

Renewal study in 2017 (Listeria spp and Listeria monocytogenes detection):

- ISO tests (identification),
- Spot on RLM (results not presented in this report as this confirmation is not part of the confirmation procedure),
- Spot on RLSP (results not presented in this report as this confirmation is not part of the of the confirmation procedure),
- Streak on PALCAM.

Enrichment broth storage

The enriched samples (Half Fraser) were stored for 72h at 5°C ± 3°C for the studies performed in 2012 and 2017.

Plates storage

The AL plates were stored for 72 h at 5°C ± 3°C and read again for all the studies.

3.1.1.4 Test results

Raw data per category are given in **Appendix 4**. The results are given in Table 4.

Table 4 – Interpretation of sample results between the reference and alternative method (based on the confirmed alternative method)

After incubation of AL plates for 22 h at 37°C							
Category	PA	NA*	PD	ND**	PPND	PPNA	Total
1 Composite foods	31	26	0	0	0	3	60
2 Meat products	66	49	1	1	0	5	122
3 Dairy products	42	39	0	1	0	5	87
4 Vegetable products	33	28	1	0	0	0	62
5 Seafood products	42	24	0	0	0	2	68
6 Production environmental samples	34	28	0	0	0	0	62
All categories	248	194	2	2	0	15	461

After incubation of AL plates for 48 h at 37°C							
Category	PA	NA*	PD	ND**	PPND	PPNA	Total
1 Composite foods	31	26	0	0	0	3	60
2 Meat products	67	52	1	0	0	2	122
3 Dairy products	42	42	0	1	0	2	87
4 Vegetable products	33	28	1	0	0	0	62
5 Seafood products	42	24	0	0	0	2	68
6 Production environmental samples	34	28	0	0	0	0	62
All categories	249	200	2	1	0	9	461

* PPNA not included

** PPND not included

3.1.1.5 Calculation of relative trueness (RT), sensitivity (SE) and false positive ratio (FPR)

The calculations are presented in Table 5.

Table 5 – Calculation of the relative trueness (RT), the sensitivity (SE) and the false positive ratio (FPR)

After incubation of AL plates for 22 h at 37°C												
Category	Type	PA	NA*	PD	ND**	PPND	PPNA	SE _{alt}	SE _{ref}	RT	FPR	
1	Composite	a Ready to eat	10	10	0	0	0	0	100,0%	100,0%	100,0%	0,0%
		b Ready to reheat	11	8	0	0	0	1	100,0%	100,0%	100,0%	11,1%
		c Pastries, egg products...	10	8	0	0	0	2	100,0%	100,0%	100,0%	20,0%
		Total	31	26	0	0	0	3	100,0%	100,0%	100,0%	10,3%
2	Meat	a Raw products (including deep-frozen, fresh ...)	19	12	0	1	0	0	95,0%	100,0%	96,9%	0,0%
		b Ready to eat and processed meat products	18	16	1	0	0	0	100,0%	94,7%	97,1%	0,0%
		c Fermented or dried meat products	29	21	0	0	0	5	100,0%	100,0%	100,0%	19,2%
		Total	66	49	1	1	0	5	98,5%	98,5%	98,4%	9,3%
3	Dairy	a Raw milk cheese	11	17	0	1	0	1	91,7%	100,0%	96,7%	5,6%
		b Other raw milk products	11	10	0	0	0	0	100,0%	100,0%	100,0%	0,0%
		c Heat processed milk and dairy products	20	12	0	0	0	4	100,0%	100,0%	100,0%	25,0%
		Total	42	39	0	1	0	5	97,7%	100,0%	98,9%	11,4%
4	Vegetables	a Raw vegetables	11	9	0	0	0	0	100,0%	100,0%	100,0%	0,0%
		b Ready to eat, ready to cook,	14	7	1	0	0	0	100,0%	93,3%	95,5%	0,0%
		c Processed vegetables	8	12	0	0	0	0	100,0%	100,0%	100,0%	0,0%
		Total	33	28	1	0	0	0	100,0%	97,1%	98,4%	0,0%
5	Seafood	a Raw products	15	8	0	0	0	1	100,0%	100,0%	100,0%	11,1%
		b Smoked, marinated products	13	8	0	0	0	0	100,0%	100,0%	100,0%	0,0%
		c Processed products	14	8	0	0	0	1	100,0%	100,0%	100,0%	11,1%
		Total	42	24	0	0	0	2	100,0%	100,0%	100,0%	7,7%
6	Production environmental samples	a Process water	10	11	0	0	0	0	100,0%	100,0%	100,0%	0,0%
		b Dusts and residues	10	10	0	0	0	0	100,0%	100,0%	100,0%	0,0%
		c Surface sample	14	7	0	0	0	0	100,0%	100,0%	100,0%	0,0%
		Total	34	28	0	0	0	0	100,0%	100,0%	100,0%	0,0%
All categories			248	194	2	2	0	15	99,2%	99,2%	99,1%	7,2%

After incubation of AL plates for 48 h at 37°C												
Category	Type	PA	NA*	PD	ND**	PPND	PPNA	SE _{alt}	SE _{ref}	RT	FPR	
1	Composite	a Ready to eat	10	9	0	0	0	1	100,0%	100,0%	100,0%	10,0%
		b Ready to reheat	11	8	0	0	0	1	100,0%	100,0%	100,0%	11,1%
		c Pastries, egg products...	10	9	0	0	0	1	100,0%	100,0%	100,0%	10,0%
		Total	31	26	0	0	0	3	100,0%	100,0%	100,0%	10,3%
2	Meat	a Raw products (including deep-frozen, fresh ...)	20	12	0	0	0	0	100,0%	100,0%	100,0%	0,0%
		b Ready to eat and processed meat products	18	16	1	0	0	0	100,0%	94,7%	97,1%	0,0%
		c Fermented or dried meat products	29	24	0	0	0	2	100,0%	100,0%	100,0%	7,7%
		Total	67	52	1	0	0	2	100,0%	98,5%	99,2%	3,7%
3	Dairy	a Raw milk cheese	11	18	0	1	0	0	91,7%	100,0%	96,7%	0,0%
		b Other raw milk products	11	10	0	0	0	0	100,0%	100,0%	100,0%	0,0%
		c Heat processed milk and dairy products	20	14	0	0	0	2	100,0%	100,0%	100,0%	12,5%
		Total	42	42	0	1	0	2	97,7%	100,0%	98,9%	4,5%
4	Vegetables	a Raw vegetables	11	9	0	0	0	0	100,0%	100,0%	100,0%	0,0%
		b Ready to eat, ready to cook,	14	7	1	0	0	0	100,0%	93,3%	95,5%	0,0%
		c Processed vegetables	8	12	0	0	0	0	100,0%	100,0%	100,0%	0,0%
		Total	33	28	1	0	0	0	100,0%	97,1%	98,4%	0,0%
5	Seafood	a Raw products	15	8	0	0	0	1	100,0%	100,0%	100,0%	11,1%
		b Smoked, marinated products	13	8	0	0	0	0	100,0%	100,0%	100,0%	0,0%
		c Processed products	14	8	0	0	0	1	100,0%	100,0%	100,0%	11,1%
		Total	42	24	0	0	0	2	100,0%	100,0%	100,0%	7,7%
6	Production environmental samples	a Process water	10	11	0	0	0	0	100,0%	100,0%	100,0%	0,0%
		b Dusts and residues	10	10	0	0	0	0	100,0%	100,0%	100,0%	0,0%
		c Surface sample	14	7	0	0	0	0	100,0%	100,0%	100,0%	0,0%
		Total	34	28	0	0	0	0	100,0%	100,0%	100,0%	0,0%
All categories			249	200	2	1	0	9	99,6%	99,2%	99,3%	4,3%

* PPNA not included

** PPND not included

A summary of the results is given in Table 6.

Table 6 - Summary of results

		Incubation 22 h	Incubation 48 h
Sensitivity for the alternative method	$SE_{alt} = \frac{(PA + PD)}{(PA + ND + PD)} \times 100\%$	99,2%	99,6%
Sensitivity for the reference method	$SE_{ref} = \frac{(PA + ND)}{(PA + ND + PD)} \times 100\%$	99,2%	99,2%
Relative trueness	$RT = \frac{(PA + NA)}{N} \times 100\%$	99,1%	99,3%
False positive ratio for the alternative method* FP = PPNA + PPND	$FPR = \frac{(FP)}{NA} \times 100\%$	7,2%	4,3%

With $ND = ND + PPND$
 $NA = NA + PPNA$

3.1.1.6 Analysis of discordant results

The negative deviations are given in Table 7 and the positive deviations in Table 8.

Table 7 - Negative deviations

Year	Sample N°	Product	Contamination (CFU/sample)	ISO 11290-1	AL		Confir- mation	Final result		Agreement		Category	Type
					22h	48 h		22 h	48 h	22 h	48 h		
2009	D4	Minced beef	/	+ (L.m)	-LE*	+LB(3)	L.m	-	+	ND	PA	2	a
2017	64	Cheese: Cantal (raw milk)	LIS.4.64 (1,6)	+ (L.m, L.in)	0Ø; 500µL: (3)h+Ø	0M; 500µL: (3)h+Ø	/ 500 µl: L.m	-	-	ND	ND	3	a

*: in 2009, only the *Listeria monocytogenes* typical were confirmed

Table 8 - Positive deviations

Year	Sample N°	Product	Contamination (CFU/sample)	ISO 11290-1	AL		Confir- mation	Final result		Agreement		Category	Type
					22h	48 h		22h	48 h	22h	48 h		
2012	D2	Thai chicken	/	-	+LB	+LB	L.w	+	+	PD	PD	2	b
2017	38	Celery, carrot, chicory	/	-	1h+1h- Ø	1h+1h- Ø	L.m,L.w	+	+	PD	PD	4	b

Negative deviations

Two samples were in negative deviations after 22 h incubation time of the AL plates (D4: minced beef, 64: Cantal) and only one after 48 h incubation time (Sample 64).

For sample D4 (minced beef), *Listeria* spp typical colonies were present on the AL plate after 22 h incubation time but as this sample was tested for the *L. monocytogenes* validation study in 2009, the colonies without halo were not confirmed and the result was considered as negative. This sample was probably positive for *Listeria* spp detection. *L. monocytogenes* typical colonies were present after 48 h incubation time, and the sample turned positive.

For sample 64, no typical colony was present on the AL plates, whatever the incubation time applied (22 h or 48 h). The expert lab streaked 500 µl of the half Fraser broth on AL and typical *L. monocytogenes* confirmed colonies were isolated indicating that the contamination level was below the detection level of the alternative method (100 µl streaked for the AL method). Note that for this sample, only few typical colonies were observed on the selective agar plates for the ISO method.

Positive deviations

Two positive deviations (D2 and 38) were obtained for both incubation times of the AL plates (22 h and 48 h). Only one typical colony was observed on AL plate for both incubation times for sample 38. This sample was probably contaminated at a very low level and was not detected using the ISO 11290-1 method.

The analyses of discordant results according to the EN ISO 16140-2:2016 is the following (See Table 9).

Table 9 - Analyses of discordant results

After incubation of AL plates for 22 h at 37°C												
Category	Type	PA	ND	PPND	PD	PAIRED						
						N+	(ND+PPND) -PD	AL	(ND+PPND +PD)	AL		
1	Composite	a	Ready to eat	10	0	0	0	10	0		0	
		b	Ready to reheat	11	0	0	0	11	0		0	
		c	Pastries, egg products...	10	0	0	0	10	0		0	
			Total	31	0	0	0	31	0	3	0	3
2	Meat	a	Raw products (including deep-frozen, fresh ...)	19	1	0	0	20	1		1	
		b	Ready to eat and processed meat products	18	0	0	1	19	-1		1	
		c	Fermented or dried meat products	29	0	0	0	29	0		0	
			Total	66	1	0	1	68	0	3	2	3
3	Dairy	a	Raw milk cheese	11	1	0	0	12	1		1	
		b	Other raw milk products	11	0	0	0	11	0		0	
		c	Heat processed milk and dairy products	20	0	0	0	20	0		0	
			Total	42	1	0	0	43	1	3	1	3
4	Vegetables	a	Raw vegetables	11	0	0	0	11	0		0	
		b	Ready to eat, ready to cook	14	0	0	1	15	-1		1	
		c	Processed vegetables	8	0	0	0	8	0		0	
			Total	33	0	0	1	34	-1	3	1	3
5	Seafood	a	Raw products	15	0	0	0	15	0		0	
		b	Smoked, marinated products	13	0	0	0	13	0		0	
		c	Processed products	14	0	0	0	14	0		0	
			Total	42	0	0	0	42	0	3	0	3
6	Production environmental samples	a	Process water	10	0	0	0	10	0		0	
		b	Dusts and residues	10	0	0	0	10	0		0	
		c	Surface sample	14	0	0	0	14	0		0	
			Total	34	0	0	0	34	0	3	0	3
All categories				248	2	0	2	252	0	6	4	16

After incubation of AL plates for 48 h at 37°C

Category	Type	PA	ND	PPND	PD	N+	PAIRED					
							(ND+PPND) -PD	AL	(ND+PPND) +PD	AL		
1	Composite	a	Ready to eat	10	0	0	0	10	0	3	0	3
		b	Ready to reheat	11	0	0	0	11	0		0	
		c	Pastries, egg products...	10	0	0	0	10	0		0	
		Total		31	0	0	0	31	0	3	0	3
2	Meat	a	Raw products (including deep-frozen, fresh ...)	20	0	0	0	20	0	3	0	3
		b	Ready to eat and processed meat products	18	0	0	1	19	-1		1	
		c	Fermented or dried meat products	29	0	0	0	29	0		0	
		Total		67	0	0	1	68	-1	3	1	3
3	Dairy	a	Raw milk cheese	11	1	0	0	12	1	3	1	3
		b	Other raw milk products	11	0	0	0	11	0		0	
		c	Heat processed milk and dairy products	20	0	0	0	20	0		0	
		Total		42	1	0	0	43	1	3	1	3
4	Vegetables	a	Raw vegetables	11	0	0	0	11	0	3	0	3
		b	Ready to eat, ready to cook	14	0	0	1	15	-1		1	
		c	Processed vegetables	8	0	0	0	8	0		0	
		Total		33	0	0	1	34	-1	3	1	3
5	Seafood	a	Raw products	15	0	0	0	15	0	3	0	3
		b	Smoked, marinated products	13	0	0	0	13	0		0	
		c	Processed products	14	0	0	0	14	0		0	
		Total		42	0	0	0	42	0	3	0	3
6	Production environmental samples	a	Process water	10	0	0	0	10	0	3	0	3
		b	Dusts and residues	10	0	0	0	10	0		0	
		c	Surface sample	14	0	0	0	14	0		0	
		Total		34	0	0	0	34	0	3	0	3
All categories		249	1	0	2	252	-1	6	3	16		

The observed values for (ND + PPND – PD) and (ND + PPND +PD) meet the acceptability limit for each individual category and for all the combined categories (calculated values ≤ AL) whatever the incubation time applied for the AL plates (22 h or 48 h).

3.1.1.7 Conservation of the AL plates

The AL plates incubated for 48 h at 37°C, were stored for 72h at 5°C ± 3°C and read again. The typical colonies, if present were confirmed again using the same tests as before storage except the iQ-Check *L. monocytogenes* test which was not repeated in 2009.

No change was observed after storage of the AL plates.

The analyses of discordant results become (See **Table 10**).

Table 10 - Analysis of discordant results after storage of the AL plates for 72 h at 5 ± 3°C

Category	Type	PA*	ND**	PPND	PD	N+	PAIRED					
							(ND+PPND)-PD	AL	(ND+PPND)-PD	AL		
1	Composite	a	Ready to eat	10	0	0	0	10	0	0	0	
		b	Ready to reheat	11	0	0	0	11	0	0	0	
		c	Pastries, egg products...	10	0	0	0	10	0	0	0	
		Total		31	0	0	0	31	0	3	0	3
2	Meat	a	Raw products (including deep-frozen, fresh ...)	20	0	0	0	20	0	0	0	
		b	Ready to eat and processed meat products	18	0	0	1	19	-1	0	1	
		c	Fermented or dried meat products	28	0	0	0	28	0	0	0	
		Total		66	0	0	1	67	-1	3	1	3
3	Dairy	a	Raw milk cheese	11	1	0	0	12	1	0	1	
		b	Other raw milk products	11	0	0	0	11	0	0	0	
		c	Heat processed milk and dairy products	20	0	0	0	20	0	0	0	
		Total		42	1	0	0	43	1	3	1	3
4	Vegetables	a	Raw vegetables	11	0	0	0	11	0	0	0	
		b	Ready to eat, ready to cook,	14	0	0	1	15	-1	0	1	
		c	Processed vegetables	8	0	0	0	8	0	0	0	
		Total		33	0	0	1	34	-1	3	1	3
5	Seafood	a	Raw products	15	0	0	0	15	0	0	0	
		b	Smoked, marinated products	13	0	0	0	13	0	0	0	
		c	Processed products	14	0	0	0	14	0	0	0	
		Total		42	0	0	0	42	0	3	0	3
6	Production environmental samples	a	Process water	10	0	0	0	10	0	0	0	
		b	Dusts and residues	10	0	0	0	10	0	0	0	
		c	Surface sample	14	0	0	0	14	0	0	0	
		Total		34	0	0	0	34	0	3	0	3
All categories		248	1	0	2	251	-1	6	3	16		

The observed values for (ND + PPND – PD) and (ND + PPND +PD) meet the acceptability limit for each individual category and for all the combined categories (calculated values ≤ AL) after AL plates storage for 72 h at 5°C ± 3°C.

3.1.1.8 Storage of the broths

For the studies performed in 2012 and 2017, the half Fraser broths from positive and discordant samples were stored for 72 h at 5°C ± 3°C. The enrichment broths from 210 samples were streaked again, and the typical colonies observed on the plates were confirmed by spot onto PALCAM plates.

The following changes were observed (See Table 11).

Table 11 - Enrichment broth storage

Year	Code	Product	Agreement			Category	Type
			AL 22 h	AL 48 h	after broth storage		
2017	11	Cheese Neufchatel (raw milk)	NA	NA	PD	3	a
2017	15	Cheese Boulette d'Avesnes (raw milk)	NA	NA	PD	3	a
2017	64	Cheese: Cantal (raw milk)	ND	ND	PA	3	a

The analyses of discordant results become (See Table 12).

**Table 12 - Analysis of discordant results after storage of the enriched broths
for 72 h at 5°C ± 3°C**

Category	Type	PA*	ND**	PPND	PD	N+	PAIRED					
							(ND+PPND) -PD	AL	(ND+PPND) -PD	AL		
1	Composite	a	Ready to eat	8	0	0	0	8	0		0	
		b	Ready to reheat	6	0	0	0	6	0		0	
		c	Pastries, egg products...	7	0	0	0	7	0		0	
		Total		21	0	0	0	21	0	3	0	3
2	Meat	a	Raw products (including deep-frozen, fresh ...)	1	0	0	0	1	0		0	
		b	Ready to eat and processed meat products	16	0	0	1	17	-1		1	
		c	Fermented or dried meat products	12	0	0	0	12	0		0	
		Total		29	0	0	1	30	-1	3	1	3
3	Dairy	a	Raw milk cheese	10	0	0	2	12	-2		2	
		b	Other raw milk products	11	0	0	0	11	0		0	
		c	Heat processed milk and dairy products	18	0	0	0	18	0		0	
		Total		39	0	0	2	41	-2	3	2	3
4	Vegetables	a	Raw vegetables	10	0	0	0	10	0		0	
		b	Ready to eat, ready to cook,	2	0	0	1	3	-1		1	
		c	Processed vegetables	8	0	0	0	8	0		0	
		Total		20	0	0	1	21	-1	3	1	3
5	Seafood	a	Raw products	10	0	0	0	10	0		0	
		b	Smoked, marinated products	8	0	0	0	8	0		0	
		c	Processed products	12	0	0	0	12	0		0	
		Total		30	0	0	0	30	0	3	0	3
6	Production environmental samples	a	Process water	10	0	0	0	10	0		0	
		b	Dusts and residues	5	0	0	0	5	0		0	
		c	Surface sample	10	0	0	0	10	0		0	
		Total		25	0	0	0	25	0	3	0	3
All categories		164	0	0	4	168	-4	6	4	16		

* PPNA not included

** PPND not included

The observed values for (ND + PPND – PD) and (ND + PPND +PD) meet the acceptability limit for each individual category and for all the combined categories (calculated values ≤ AL) after enrichment broths storage for 72 h at 5°C ± 3°C.

3.1.2 Relative level of detection

The relative level of detection is the level of detection at $P = 0.50$ (LOD_{50}) of the alternative (proprietary) method divided by the level of detection at $P = 0.50$ (LOD_{50}) of the reference method.

The RLOD is defined as the ratio of the alternative and reference methods:

$$RLOD = \frac{LOD_{Alt.}}{LOD_{Ref.}}$$

The relative detection level is the smallest number of culturable micro-organisms that can be detected in the sample in 50% of occasions by the alternative and reference methods.

3.1.2.1 Experimental design

Nine (matrix/strain) pairs were analyzed by the reference method and by the alternative method (See Table 13). The total viable count of each matrix was enumerated.

Table 13 - Defined (matrix/strain) pairs for the RLOD determination

Category	Matrix	Strain	Code	Strain origin	Total viable count (CFU/g or mL)	Study
1	Deli salad (piémontaise)	<i>L. monocytogenes</i>	LIS.4.80	Salad (potatoes, carrot)	5.8×10^3	2017
2	Rillettes	<i>L. monocytogenes 1/2b</i>	L49	Poultry pâté	4.0×10^2	2009
3	Raw milk	<i>L. monocytogenes 4b</i>	L32	Munster cheese	5.5×10^2	
4	Raw vegetables	<i>L. monocytogenes 4b</i>	L58	Salad	3.0×10^8	
5	Smoked salmon	<i>L. monocytogenes 1/2a</i>	L5	Smoked salmon	5.0×10^3	
6	Process water	<i>L. monocytogenes 1/2c</i>	L28	Environmental sample	8.0×10^5	
4	Red cabbage	<i>Listeria ivanovii</i>	L174	/	2.3×10^7	2012
3	Raw milk	<i>Listeria welshimeri</i>	L133	Roquefort cheese	1.1×10^7	
6	Process water	<i>Listeria innocua</i>	L132	/	1.3×10^2	

Initial validation 2009 and extension study 2012

Five or six levels of contamination were tested including the negative control. Six replicates for each level of contamination were inoculated and analysed by the reference method and the alternative method.

Renewal study 2017

The following protocol was used:

- A negative control: 5 samples,
- A low contamination level providing fractional recovery data, with 20 replicates,
- A high contamination level, with 5 replicates.

Food products were contaminated using the seeding protocol. Bulk contaminations were performed on the matrices for the different levels of contamination, then the matrix was stored at $5 \pm 3^\circ\text{C}$ for two days before analysis. Samples were then analyzed by the reference and the alternative method. For the alternative method, only the minimal incubation time of the broth of the alternative method was tested.

Simultaneously, a total viable count was performed on a portion of non-contaminated matrix to estimate the concentration of mesophilic aerobic flora. A detection of *Listeria* spp using the reference method was also performed to check the absence of the target analyte in the matrix.

3.1.2.2 *Calculation and interpretation of the RLOD*

The raw data are given in **Appendix 5**.

The RLOD calculations were performed using the Excel spreadsheet available at <http://standards.iso.org/iso/16140> - RLOD (clause 5-1-4-2 Calculation and interpretation of RLOD) version 06.07.2015. The RLOD are given Table 14.

Table 14 – Presentation of RLOD before and after confirmation of the alternative method results

Category	Matrix / strain	AL	RLOD	RLODL	RLODU	b=ln (RLOD)	sd(b)	z-Test statistic	p-value
1	Deli salad (piémontaise) <i>L. monocytogenes</i>	1,5	1,000	0,480	2,085	0,000	0,367	0,000	1,000
2	Rillettes <i>L. monocytogenes 1/2b</i>		1,000	0,425	2,353	0,000	0,428	0,000	1,000
3	Raw milk <i>L. monocytogenes 4b</i>		1,000	0,422	2,371	0,000	0,432	0,000	1,000
4	Raw vegetables <i>L. monocytogenes 4b</i>		1,000	0,422	2,371	0,000	0,432	0,000	1,000
5	Smoked salmon <i>L. monocytogenes 1/2a</i>		1,000	0,368	2,718	0,000	0,500	0,000	1,000
6	Process water <i>L. monocytogenes 1/2c</i>		1,000	0,435	2,298	0,000	0,416	0,000	1,000
4	Red cabbage <i>Listeria ivanovii</i>		1,000	0,388	2,575	0,000	0,473	0,000	1,000
3	Raw milk <i>Listeria welshimeri</i>		1,000	0,396	2,525	0,000	0,463	0,000	1,000
6	Process water <i>Listeria innocua</i>		1,000	0,425	2,353	0,000	0,428	0,000	1,000
Combined				1,000	0,756	1,323	0,000	0,140	0,000

The LOD₅₀ % calculations according to Wilrich & Wilrich POD-LOD calculation program - version 9, 2017-09-23 test are given in Table 15.

Table 15 - LOD₅₀ results

Category	(Strain / matrix) pair	Level of detection at 50% (CFU / sample size) according to Wilrich & Wilrich ¹	
		Reference method	Alternative method
1	Deli salad (piémontaise) <i>L. monocytogenes</i>	0,6 [0,4;1,1]	0,6 [0,4;1,1]
2	Rillettes <i>L. monocytogenes 1/2b</i>	0,7 [0,4;1,1]	0,7 [0,4;1,1]
3	Raw milk <i>L. monocytogenes 4b</i>	0,7 [0,4;1,2]	0,7 [0,4;1,2]
4	Raw vegetables <i>L. monocytogenes 4b</i>	0,3 [0,2;0,5]	0,3 [0,2;0,5]
5	Smoked salmon <i>L. monocytogenes 1/2a</i>	0,3 [0,2;0,6]	0,3 [0,2;0,6]
6	Process water <i>L. monocytogenes 1/2c</i>	0,3 [0,2;0,6]	0,3 [0,2;0,6]
4	Red cabbage <i>Listeria ivanovii</i>	0,8 [0,4;1,5]	0,8 [0,4;1,5]
3	Raw milk <i>Listeria welshimeri</i>	0,6 [0,3;1,1]	0,6 [0,3;1,1]
6	Process water <i>Listeria innocua</i>	0,6 [0,3;1,0]	0,6 [0,3;1,0]
Combined		0,5 [0,4;0,6]	0,5 [0,4;0,6]

3.1.2.3 Conclusion

The RLOD values (using the confirmed alternative method results) meet the acceptability limit of 1.5 for paired studies, for all matrix/strain pairs tested.

The LOD₅₀ varies from 0.3 to 0.8 CFU/sample size for the reference and the alternative methods.

¹ Wilrich, C., and P.-Th. Wilrich: Estimation of the POD function and the LOD of a qualitative microbiological measurement method. AOAC International **92** (2009) 1763 - 1772.

3.1.3 Inclusivity / exclusivity

The inclusivity is the ability of the alternative method to detect the target analyte from a wide range of strains. The exclusivity is the lack of interference from a relevant range of non-target strains of the alternative method.

3.1.3.1 Test protocols

Inclusivity

For the *Listeria* strains, a culture in nutrient broth was prepared and streaked onto AL plates. For the study performed in 2012, the typical colonies were confirmed by streak onto PALCAM plates.

Combining initial study (2009) and extension study (2012), 111 strains belonging to *Listeria* genus including 86 *Listeria monocytogenes* were tested.

Exclusivity

42 non-target strains were tested; they were cultured in nutrient broth before streaking onto AL plates.

3.1.3.2 Results

Raw data are given in **Appendix 6**.

Inclusivity

All the strains belonging to *Listeria* genus gave typical blue colonies on AL selective agar plates.

Exclusivity

Among the 42 non-target strains tested, 8 shown blue typical colonies on AL medium (4 *Bacillus*, 1 *Jonesia denitrificans*, *Oerskovia xanthineolytica*, *Rhodococcus equi*, *Staphylococcus epidermidis*) after 22 h incubation time. All these strains were confirmed as negative by spot onto PALCAM plate.

3.1.4 Practicability

The alternative method practicability was evaluated according to the AFNOR criteria relative to method comparison study.

Storage conditions, shelf-life and modalities of utilisation after first use	The plates storage temperature is +2°C - +8°C Each plate should be stored at 5°C ± 3°C, and used within 1 month		
Time to result	Steps	Reference method	Alternative method
	Completion of pre-enrichment (Fraser 1/2)	D0	D0
	Inoculation of enrichment broths (Fraser)	D1	/
	Streaking selective broths onto selective agar	D1-D2	D1
	Selective agar plates reading	D2-D4	D2
	Selective agar plates reading. Negative results (no typical colony on plates)	D2-D4	D2
	Confirmation tests on characteristic colonies (after purification step for ISO method)	D3-D5	D2 to D3*
	Negative results (after negative confirmation)	D3 to D9	D2 to D4
	Confirmation with reference method tests (Gram, catalase), including purification step	D4 to D6	D3 to D4
	Confirmation using the iQ-Check PCR test	/	D2
	Confirmation by streaking onto PALCAM plate	/	D3 -D4
	Final positive result	D6	D2-D4
Common step with the reference method	Enrichment step in Half Fraser broth and confirmations		

* When using the tests of the ISO method

The negative and positive results are available in 2 days using the iQ-Check PCR test for confirmation of the typical colonies.

3.2 Inter-laboratory study

The inter-laboratory study is a study performed by multiple laboratories testing identical samples at the same time, the results of which are used to estimate alternative-method performance parameters.

3.2.1 Study organisation

The inter-laboratory study was performed in November 2008 based on the EN ISO 16140 (2003) standard.

The samples were sent to sixteen laboratories. They received 24 x 25 mL of pasteurized milk (3 contamination levels, 8 samples per contamination level) to be analyzed by both the ISO11290-1 reference method and the AL detection method.

The strain used for the contamination was a *Listeria monocytogenes* strain isolated from raw milk cheese.

3.2.2 Experimental parameters controls

3.2.2.1 Contamination levels

The contamination levels and the sample codification were the following (see Table 16).

Table 16 - Contamination levels

Level	Samples	Target inoculation level (CFU/25 ml)	Inoculation level (CFU/25 ml)
Level 0	5-6-7-8-17-18-19-20	0	0
Low level	1-2-9-10-11-12-21-22	3	3.9 [1.1; 11.6]
High level	9-4-13-14-15-16-23-24	30	42.3 [30; 58]

3.2.2.2 Logistic conditions

The temperatures measured by the temperature probes included in the samples package were between -0.5°C and 7.2°C and below 8°C at receipt for all the collaborators.

15 collaborators received their samples at Day 1 and one collaborator (O) at Day 2.

The laboratory I noticed that some leakages occurred in their package which could lead to cross-contamination.

3.2.3 Results analysis

Raw data are provided in **Appendix 7**.

3.2.3.1 Expert laboratory results

The results obtained by the expert laboratory are given in Table 17.

Table 17 – Results obtained by the expert Lab.

Level	Reference method	Alternative method
L0	0/8	0/8
L1	8/8	8/8
L2	8/8	8/8

All the spiked samples gave positive results with the reference and the alternative methods.

3.2.3.2 Results observed by the collaborative laboratories

Aerobic mesophilic flora enumeration

Depending on the Lab results, the enumeration levels varied from <1 to 30 CFU/ml.

Listeria spp. detection

16 collaborators participated to the study. The results obtained are provided in Table 18 (reference method) and Table 19 (alternative method).

One collaborator analysed the samples at Day 2 (O), and one lab (H) obtained only 4 positive results by both reference and alternative methods for high inoculation level spiked samples (L2). A problem during the preparation of the samples by the expert laboratory was suspected.

The results from these two collaborators were not taken into account for interpretation.

Table 18 - Positive results by the reference method (ALL the collaborators)

Collaborators	Contamination level		
	L0	L1	L2
A	0	8	8
B	0	8	8
C	0	8	8
D	0	8	8
E	0	8	8
F	0	8	8
G	0	8	8
H	0	8	4
I	0	8	8
J	0	8	8
K	0	8	8
L	0	8	8
M	0	8	8
N	0	8	8
O	0	8	8
P	0	8	8
Total	CP₀ = 0	CP₁ = 128	CP₂ = 124

Table 19 - Positive results (before and after confirmation) by the alternative method (ALL the collaborators)

Collaborators	Contamination level		
	L0	L1	L2
A	0	8	8
B	0	8	8
C	0	8	8
D	0	8	8
E	0	8	8
F	0	8	8
G	0	8	8
H	0	8	4
I	0	8	8
J	0	8	8
K	0	8	8
L	0	8	8
M	0	8	8
N	0	8	8
O	0	8	8
P	0	8	8
Total	CP₀ = 0	CP₁ = 128	CP₂ = 124

3.2.3.3 Results of the collaborators retained for interpretation

The results obtained with the 14 labs kept for interpretation are presented in Table 20 (reference method) and Table 21 (alternative method).

Table 20 - Positive results by the reference method (Without Labs H and O)

Collaborators	Contamination level		
	L0	L1	L2
A	0	8	8
B	0	8	8
C	0	8	8
D	0	8	8
E	0	8	8
F	0	8	8
G	0	8	8
I	0	8	8
J	0	8	8
K	0	8	8
L	0	8	8
M	0	8	8
N	0	8	8
P	0	8	8
Total	CP₀ = 0	CP₁ = 112	CP₂ = 112

**Table 21 - Positive results (before and after confirmation)
by the alternative method (Without Labs H and O)**

Collaborators	Contamination level		
	L0	L1	L2
A	0	8	8
B	0	8	8
C	0	8	8
D	0	8	8
E	0	8	8
F	0	8	8
G	0	8	8
I	0	8	8
J	0	8	8
K	0	8	8
L	0	8	8
M	0	8	8
N	0	8	8
P	0	8	8
Total	CP₀ = 0	CP₁ = 112	C₂ = 112

3.2.4 Calculation and interpretation

3.2.4.1 Calculation of the specificity percentage (SP)

The percentage specificities (SP) of the reference method and of the alternative method, using the data after confirmation, based on the results of level L0 are the following (See Table 22).

Table 22 - Percentage specificity

Specificity for the reference method	$SP_{ref} = \left(1 - \left(\frac{P_0}{N_-}\right)\right) \times 100 \% =$	100 %
Specificity for the alternative method	$SP_{alt} = \left(1 - \left(\frac{CP_0}{N_-}\right)\right) \times 100 \% =$	100 %

N: number of all L0 tests

P_0 = total number of false-positive results obtained with the blank samples before confirmation

CP_0 = total number of false-positive results obtained with the blank samples

3.2.4.2 Calculation of the sensitivity (SE_{alt}), the sensitivity for the reference method (SE_{ref}), the relative trueness (RT) and the false positive ratio for the alternative method (FPR)

Fractional positive results were not obtained for this inter-laboratory study for the low and the high inoculation levels (L1 + L2). The two inoculation levels were thus retained for calculation.

A summary of the results of the collaborators retained for interpretation, and obtained with the reference and the alternative methods for Level 1 and Level 2 is provided in Table 23.

Table 23 - Summary of the obtained results with the reference method and the alternative method for Level 1 and Level 2

Response	Reference method positive (R+)	Reference method negative (R-)
Alternative method positive (A+)	Positive agreement (A+/R+) PA = 112	Positive deviation (R-/A+) PD = 0
Alternative method negative (A-)	Negative deviation (A-/R+) ND = 0 (PPND = 0)	Negative agreement (A-/R-) NA = 0 (PPNA = 0)

Based on the data summarized in Table 23, the values of sensitivity of the alternative and reference methods, as well as the relative trueness and false positive ratio for the alternative method taking account the confirmations, are the following (See Table 24).

Table 24 - Sensitivity, relative trueness and false positive ratio percentages

Sensitivity for the alternative method:	$SE_{alt} = \frac{(PA+PD)}{(PA+PD+ND)} \times 100\% =$	100 %
Sensitivity for the reference method:	$SE_{ref} = \frac{(PA+ND)}{(PA+PD+ND)} \times 100\% =$	100 %
Relative trueness	$RT = \frac{(PA+NA)}{N} \times 100\% =$	100 %
False positive ratio for the alternative method	$FPR = \frac{FP}{NA} \times 100\% =$	/

For a **paired study design**, the difference between (ND – PD) and the addition (ND + PD) are calculated for the level(s) where fractional recovery is obtained (so L_1 and possibly L_2). The observed value found for (ND – PD) and (ND + PD) shall not be higher than the AL.

For 14 Labs, the limits are the following:

Number of labs	ND-PD	AL (ND-PD)	ND+PD	AL (ND+PD)
14-16	0	4	0	6

The EN ISO 16140-2:2016 requirements are fulfilled as (ND - PD) and (ND + PD) are below the AL.

3.2.5 Evaluation of the $LOD_{50\%}$, $LOD_{95\%}$ and RLOD between laboratories

The RLOD was calculated using the EN ISO 16140-2:2016 Excel spreadsheet available at https://standards.iso.org/iso/16140/-5/ed-1/en/RLOD_inter-lab-study_16140-2_AnnexF_ver1_28-06-2017.xls.

Conclusions regarding the difference between reference and alternative method can be drawn because every inoculated sample is positive.

3.3 Conclusion

The **method comparison study conclusions** are:

- ☒ The method comparison study scheme corresponds to a PAIRED STUDY design as the alternative and reference methods have a common enrichment procedure.
- ☒ In the sensitivity study, 6 categories were tested: 5 food categories and the environmental samples. The protocol of the alternative method shows 2 positive deviations (PD) and 2 or 1 negative deviations (ND) for the overall categories respectively for 22 h and 48 h incubation of the AL plates. The calculated values for $(ND + PPND) - PD$ and for $(ND + PPND + PD)$ meet the acceptability limits (AL) whatever the categories, and as well for the 6 tested categories.
- ☒ The Relative Levels of Detection (RLOD) are all below the AL fixed at 1.5 for the paired data study whatever the matrix/strain pairs.
- ☒ The inclusivity and exclusivity testing gave the expected results for the 111 target strains and the 42 non target strains.
- ☒ It is possible to store the AL plates for 72 h at $5 \pm 3^{\circ}\text{C}$
- ☒ It is possible to store the primary enrichment broth for 72 h at $5 \pm 3^{\circ}\text{C}$.
- ☒ The alternative method allows a two-days screening of the negative samples.
- ☒ The alternative method fulfils all the EN ISO 16140-2:2016 and AFNOR technical rules (PR revision 7).

The **inter-laboratory study conclusions** are:

- ☒ The data and interpretations comply with the EN ISO 16140-2:2016 requirements. **The alternative method is considered equivalent to the ISO standard.**

4 EXTENSION STUDY (2021) FOR THE USE OF A NEW ENRICHMENT PROTOCOL

4.1 Method comparison study

The method comparison study is a study performed by the expert laboratory to compare the alternative method with the reference method.

The study was carried out on a diversity of samples and strains representative of agri-food products. This does not constitute an exhaustive list of the different matrices included in the scope.

4.1.1 Protocols applied during the validation study

Incubation time

The minimum incubation time was for the Half Fraser broth: 18 h at 30°C. BIO-RAD Half-Fraser (Ref. 3555797) was used during the extension study. The AL plates were incubated for 22 h and 48 h at 37°C.

Confirmation protocols

The different protocols available are listed in the table below. During the validation study, only the tests in bold typing were applied in agreement with the AFNOR Technical Committee.

Confirmation protocols
ISO tests after purification
iQ Check <i>Listeria</i> spp
Spot on PALCAM
Other method validated with a different principle

Half Fraser both storage for 72 h at 5°C ± 3°C

It was proposed to not test the storage of the enriched Half Fraser broths for this extension as the enrichment protocol is equivalent to the protocol of the ISO11290-1, storage of enrichment broth is also described in this standard, and the storage of Half Fraser was also tested during the initial validation of the alternative method.

AL plates storage for 72 h at 5°C ± 3°C

All the plates were read again after storage for 72 h at 5°C ± 3°C. The typical colonies were confirmed by spotting on PALCAM plates.

4.1.2 Sensitivity study

The sensitivity (SE) is the ability of the method to detect the analyte by either the reference or alternative method.

4.1.2.1 Number and nature of samples

389 samples were analyzed providing 197 positive and 192 negative results whatever the incubation time applied for the AL plates (22 h and 48 h). The distribution per tested category and type is given in Table 25.

**Table 25 – Distribution per tested category and type -
(After 22 h incubation and after 48 h incubation)**

Category		Type	Positive	Negative	Total	
1	Composite foods / Ready-to-eat and ready-to-reheat	a	Ready to eat	7	14	21
		b	Ready to reheat	15	8	23
		c	Pastries, confectionaries, egg products...	10	10	20
		Total		32	32	64
2	Meat products	a	Raw products (frozen or fresh)	17	5	22
		b	Meat based products ready to reheat	9	15	24
		c	Raw and cooked delicatessen	7	15	22
		Total		33	35	68
3	Milk and dairy products	a	Raw milk cheese	14	9	23
		b	Other products based on raw milk	10	10	20
		c	Heat treated products	10	12	22
		Total		34	31	65
4	Vegetables	a	Raw products (frozen or fresh)	10	10	20
		b	Pre-cooked vegetables, vegetables under modified atmosphere	18	4	22
		c	Ready-to-eat	7	13	20
		Total		35	27	62
5	Seafood and fishery products	a	Raw products (frozen or fresh)	9	11	20
		b	Cured and smoked	13	14	27
		c	Ready-to-eat, ready to reheat	10	13	23
		Total		32	38	70
6	Production environmental samples	a	Dusts and residues	9	11	20
		b	Cleaning and process waters	11	9	20
		c	Surface sample	11	9	20
		Total		31	29	60
All categories			197	192	389	

4.1.2.2 Artificial contamination of samples

Artificial contaminations were done by seeding. The artificial contaminations are presented in **Appendix 8**.

147 samples were artificially contaminated with one or two strains (co-inoculation *Listeria* spp and *Listeria monocytogenes*); 96 gave a positive result. 65 samples were inoculated at level ≤ 3 CFU and 31 samples were inoculated between 3 and 10 CFU.

The repartition of the positive samples per inoculation protocol and inoculation level is given in Table 26.

Table 26 - Repartition of the positive samples per inoculation protocol and inoculation level

	Naturally contaminated	Artificially contaminated			Total
		Seeding protocol			
		≤ 3 CFU	$3 < x \leq 10$ CFU	$10 < x < 30$ CFU	
Number of samples	101	65	31	0	197
%	51%	33%	16%	0%	100%

51 % of the samples were naturally contaminated.

The distribution per target analytes is given in Table 27.

Table 27 – Distribution per target analytes

A= *Listeria* spp

B= *Listeria monocytogenes*

C= Mix

Category		A	B	C	A + C	Total
1	Composite foods / Ready-to-eat and ready-to-reheat	8	16	8	16	32
2	Meat products	11	15	7	18	33
3	Milk & dairy products	13	18	3	16	34
4	Vegetables	8	20	7	15	35
5	Seafood and fishery products	13	16	3	16	32
6	Production environmental Samples	4	15	12	16	31
All categories		57	100	40	97	197

The number of samples contaminated with *Listeria* spp alone or mixed with *Listeria monocytogenes* is comprised between 15 and 25 per category as required in the AFNOR Technical rules

4.1.2.3 Test results

Raw data per category are given in **Appendix 9**. The results are given in Table 28.

Table 28 – Interpretation of sample results between the reference and alternative method (based on the confirmed alternative method results)

After incubation of AL plates for 22 h at 37°C							
Category	PA	NA*	PD	ND**	PPND	PPNA	Total
1 Composite foods / Ready-to-eat and ready-to-reheat	31	32	0	1	0	0	64
2 Meat products	32	35	0	1	0	0	68
3 Milk and dairy products	34	31	0	0	0	0	65
4 Vegetables	34	25	0	1	0	2	62
5 Seafood and fishery products	30	38	0	2	0	0	70
6 Production environmental Samples	31	29	0	0	0	0	60
ALL CATEGORIES	192	190	0	5	0	2	389

After incubation of AL plates for 48 h at 37°C							
Category	PA	NA*	PD	ND**	PPND	PPNA	Total
1 Composite foods / Ready-to-eat and ready-to-reheat	31	32	0	1	0	0	64
2 Meat products	32	35	0	1	0	0	68
3 Milk and dairy products	34	31	0	0	0	0	65
4 Vegetables	34	27	0	1	0	0	62
5 Seafood and fishery products	30	38	0	2	0	0	70
6 Production environmental Samples	31	29	0	0	0	0	60
ALL CATEGORIES	192	192	0	5	0	0	389

* PPNA not included

** PPND not included

4.1.2.4 Calculation of relative trueness (RT), sensitivity (SE) and false positive ratio (FPR)

The calculations are presented in Table 29.

Table 29 – Calculation of the relative trueness (RT), the sensitivity (SE) and the false positive ratio (FPR)

After incubation of AL plates for 22 h at 37°C													
Category		Type	PA	NA*	PD	ND**	PPND	PPNA	SE _{alt}	SE _{ref}	RT	FPR	
1	Composite foods / Ready-to-eat and ready-to-reheat	a	Ready to eat	7	14	0	0	0	0	100,0%	100,0%	100,0%	0,0%
		b	Ready to reheat	14	8	0	1	0	0	93,3%	100,0%	95,7%	0,0%
		c	Pastries, confectionaries, egg products...	10	10	0	0	0	0	100,0%	100,0%	100,0%	0,0%
		Total		31	32	0	1	0	0	96,9%	100,0%	98,4%	0,0%
2	Meat products	a	Raw products (frozen or fresh)	17	5	0	0	0	0	100,0%	100,0%	100,0%	0,0%
		b	Meat based products ready to reheat	9	15	0	0	0	0	100,0%	100,0%	100,0%	0,0%
		c	Raw and cooked delicatessen	6	15	0	1	0	0	85,7%	100,0%	95,5%	0,0%
		Total		32	35	0	1	0	0	97,0%	100,0%	98,5%	0,0%
3	Milk and Dairy products	a	Raw milk cheese	14	9	0	0	0	0	100,0%	100,0%	100,0%	0,0%
		b	Other products based on raw milk	10	10	0	0	0	0	100,0%	100,0%	100,0%	0,0%
		c	Heat treated products	10	12	0	0	0	0	100,0%	100,0%	100,0%	0,0%
		Total		34	31	0	0	0	0	100,0%	100,0%	100,0%	0,0%
4	Vegetables	a	Raw products (frozen or fresh)	10	9	0	0	0	1	100,0%	100,0%	100,0%	10,0%
		b	Pre-cooked vegetables, vegetables under modified atmosphere	17	3	0	1	0	1	94,4%	100,0%	95,5%	25,0%
		c	Ready-to-eat	7	13	0	0	0	0	100,0%	100,0%	100,0%	0,0%
		Total		34	25	0	1	0	2	97,1%	100,0%	98,4%	7,4%
5	Seafood and fishery products	a	Raw products (frozen or fresh)	9	11	0	0	0	0	100,0%	100,0%	100,0%	0,0%
		b	Cured and smoked	11	14	0	2	0	0	84,6%	100,0%	92,6%	0,0%
		c	Ready-to-eat, ready to reheat	10	13	0	0	0	0	100,0%	100,0%	100,0%	0,0%
		Total		30	38	0	2	0	0	93,8%	100,0%	97,1%	0,0%
6	Production environmental Samples	a	Dusts and residues	9	11	0	0	0	0	100,0%	100,0%	100,0%	0,0%
		b	Cleaning and process waters	11	9	0	0	0	0	100,0%	100,0%	100,0%	0,0%
		c	Surface sample	11	9	0	0	0	0	100,0%	100,0%	100,0%	0,0%
		Total		31	29	0	0	0	0	100,0%	100,0%	100,0%	0,0%
All categories			192	190	0	5	0	2	97,5%	100,0%	98,7%	1,0%	

* PPNA not included

** PPND not included

After incubation of AL plates for 48 h at 37°C													
Category		Type	PA	NA*	PD	ND**	PPND	PPNA	SE _{alt}	SE _{ref}	RT	FPR	
1	Composite foods / Ready-to-eat and ready-to-reheat	a	Ready to eat	7	14	0	0	0	0	100,0%	100,0%	100,0%	0,0%
		b	Ready to reheat	14	8	0	1	0	0	93,3%	100,0%	95,7%	0,0%
		c	Pastries, confectionaries, egg products...	10	10	0	0	0	0	100,0%	100,0%	100,0%	0,0%
		Total		31	32	0	1	0	0	96,9%	100,0%	98,4%	0,0%
2	Meat products	a	Raw products (frozen or fresh)	17	5	0	0	0	0	100,0%	100,0%	100,0%	0,0%
		b	Meat based products ready to reheat	9	15	0	0	0	0	100,0%	100,0%	100,0%	0,0%
		c	Raw and cooked delicatessen	6	15	0	1	0	0	85,7%	100,0%	95,5%	0,0%
		Total		32	35	0	1	0	0	97,0%	100,0%	98,5%	0,0%
3	Milk and Dairy products	a	Raw milk cheese	14	9	0	0	0	0	100,0%	100,0%	100,0%	0,0%
		b	Other products based on raw milk	10	10	0	0	0	0	100,0%	100,0%	100,0%	0,0%
		c	Heat treated products	10	12	0	0	0	0	100,0%	100,0%	100,0%	0,0%
		Total		34	31	0	0	0	0	100,0%	100,0%	100,0%	0,0%
4	Vegetables	a	Raw products (frozen or fresh)	10	10	0	0	0	0	100,0%	100,0%	100,0%	0,0%
		b	Pre-cooked vegetables, vegetables under modified atmosphere	17	4	0	1	0	0	94,4%	100,0%	95,5%	0,0%
		c	RTE	7	13	0	0	0	0	100,0%	100,0%	100,0%	0,0%
		Total		34	27	0	1	0	0	97,1%	100,0%	98,4%	0,0%
5	Seafood and fishery products	a	Raw products (frozen or fresh)	9	11	0	0	0	0	100,0%	100,0%	100,0%	0,0%
		b	Cured and smoked	11	14	0	2	0	0	84,6%	100,0%	92,6%	0,0%
		c	RTE, ready to reheat	10	13	0	0	0	0	100,0%	100,0%	100,0%	0,0%
		Total		30	38	0	2	0	0	93,8%	100,0%	97,1%	0,0%
6	Production environmental Samples	a	Dusts and residues	9	11	0	0	0	0	100,0%	100,0%	100,0%	0,0%
		b	Cleaning and process waters	11	9	0	0	0	0	100,0%	100,0%	100,0%	0,0%
		c	Surface sample	11	9	0	0	0	0	100,0%	100,0%	100,0%	0,0%
		Total		31	29	0	0	0	0	100,0%	100,0%	100,0%	0,0%
All categories			192	192	0	5	0	0	97,5%	100,0%	98,7%	0,0%	

* PPNA not included

** PPND not included

A summary of the results is given in Table 30.

Table 30 - Summary of results

		After incubation of AL plates for	
		22 h at 37°C	48h at 37°C
Sensitivity for the alternative method	$SE_{alt} = \frac{(PA + PD)}{(PA + ND + PD)} \times 100\%$	97.5 %	97.5 %
Sensitivity for the reference method	$SE_{ref} = \frac{(PA + ND)}{(PA + ND + PD)} \times 100\%$	100.0 %	100.0 %
Relative trueness	$RT = \frac{(PA + NA)}{N} \times 100\%$	98.7 %	98.7 %
False positive ratio for the alternative method* FP = PPNA + PPND	$FPR = \frac{(FP)}{NA} \times 100\%$	1.0 %	0.0 %

With $ND = ND + PPND$
 $NA = NA + PPNA$

4.1.2.5 Analysis of discordant results

The negative deviations are given in Table 31.

Negative deviations

5 negative deviations were observed. 4 concern naturally contaminated samples and 1 concern an artificially contaminated sample with *Listeria ivanovii*. For 4 samples (5831,5985,6259,7112), *Listeria* spp typical colonies were observed only after streaking of the full Fraser on the selective agar plates for the ISO method indicating a low contamination level in the Half Fraser broth, level probably below the detection limit of the AL method. For sample 5660 (sausage), very few colonies (4) were isolated on the selective agar plates from Half Fraser using the reference method. No sample in negative agreement (NA) was confirmed positive after subculture in Fraser broth.

Positive deviations

No positive deviation was observed during the extension study run in 2021.

Table 31 - Negative deviations (After 22 h incubation and after 48 h incubation)

Date of analysis	Sample number	Product (French name)	Product	Artificial contaminations		Reference method ISO 11290-1*		Alternative method: Agar <i>Listeria</i> (AL) for 18 h at 30°C					Category	Type
				Strain	Inoculation level (CFU/sample)	Hal Fraser	Fraser	AL 22h	AL 48h	Confirmation	Result 22 h and 48 h	Agreement 22 h and 48 h		
2021	5831	Paella	Paella	/	/	-	<i>L. seeligeri</i>	-	-	/	-	ND	1	b
2021	5660	Saucisse bio	Sausage	/	/	<i>L. welshimeri</i> (3 colonies on AL, 1 on Palcam)	<i>L. welshimeri</i>	-	-	/	-	ND	2	c
2021	5985	Cubes d'aubergine	Eggplant strips	/	/	-	<i>L. monocytogenes</i>	-	-	/	-	ND	4	b
2021	6259	Saumon fumé	Smoked salmon	/	/	-	<i>L. welshimeri</i>	st	-	/	-	ND	5	b
2021	7172	Filets de harengs fumés	Smoked herring	<i>L. ivanovii</i> Ad677	2,2	-	<i>L. seeligeri</i>	st	st	/	-	ND	5	b

The analyses of discordant results according to the EN ISO 16140-2:2016 is the following (See Table 32):

Table 32 - Analyses of discordant results
(After 22 h incubation and after 48 h incubation)

Category	Type	PA	ND	PPND	PD	N+	Paired				
							(ND+PPND)-PD	AL	(ND+PPND+PD)	AL	
1 Composite foods / Ready-to-eat and ready-to-reheat	a	Ready to eat	7	0	0	0	7	0		0	
	b	Ready to reheat	14	1	0	0	15	1		1	
	c	Pastries, confectionaries, egg products...	10	0	0	0	10	0		0	
	Total		31	1	0	0	32	1	3	1	6
2 Meat products	a	Raw products (frozen or fresh)	17	0	0	0	17	0		0	
	b	Meat based products ready to reheat	9	0	0	0	9	0		0	
	c	Raw and cooked delicatessen	6	1	0	0	7	1		1	
	Total		32	1	0	0	33	1	3	1	6
3 Milk and dairy products	a	Raw milk cheese	14	0	0	0	14	0		0	
	b	Other products based on raw milk	10	0	0	0	10	0		0	
	c	Heat treated products	10	0	0	0	10	0		0	
	Total		34	0	0	0	34	0	3	0	6
4 Vegetables	a	Raw products (frozen or fresh)	10	0	0	0	10	0		0	
	b	Pre-cooked vegetables, vegetables under modified atmosphere	17	1	0	0	18	1		1	
	c	Ready-to-eat	7	0	0	0	7	0		0	
	Total		34	1	0	0	35	1	3	1	6
5 Seafood and fishery products	a	Raw products (frozen or fresh)	9	0	0	0	9	0		0	
	b	Cured and smoked	11	2	0	0	13	2		2	
	c	Ready-to-eat, ready to reheat	10	0	0	0	10	0		0	
	Total		30	2	0	0	32	2	3	2	6
6 Production environmental Samples	a	Dusts and residues	9	0	0	0	9	0		0	
	b	Cleaning and process waters	11	0	0	0	11	0		0	
	c	Surface sample	11	0	0	0	11	0		0	
	Total		31	0	0	0	31	0	3	0	6
All categories		192	5	0	0	197	5	6	5	16	

The observed values for (ND + PPND – PD) and (ND + PPND +PD) meet the acceptability limit for each individual category and for all the combined categories (calculated values > AL), for both incubation times of the AL plates.

4.1.2.6 AL plates storage at 5 ± 3 °C for 72 h

The AL plates were stored for 72 h at 5 ± 3 °C after an incubation time of 48 h and read again. The confirmatory tests were also applied after the storage step.

No change was observed after storage of AL plates and no modification occurred in the analysis of discordant samples.

4.1.2.7 Confirmation

The typical colonies isolated on AL plates were confirmed using the 2 confirmatory protocols: Palcam and ISO tests. They all allowed to conclude to the presence of *Listeria spp* in the enrichment broths, except for two samples (4341, 4343) for which doubtful colonies were observed after 22 h incubation of the AL plates. The microscopic observation showed gram positive non-characteristic bacilli. The colonies appeared not characteristic after 48 h incubation of the plates.

4.1.3 Relative level of detection

The relative level of detection is the level of detection at $P = 0.50$ (LOD_{50}) of the alternative (proprietary) method divided by the level of detection at $P = 0.50$ (LOD_{50}) of the reference method.

The RLOD is defined as the ratio of the alternative and reference methods:

$$RLOD = \frac{LOD_{Alt.}}{LOD_{Ref.}}$$

The relative detection level is the smallest number of culturable micro-organisms that can be detected in the sample in 50% of occasions by the alternative and reference methods.

4.1.3.1 Experimental design

Six (matrix/strain) pairs were tested. The samples were analyzed by the reference method and by the alternative method (See Table 33):

The following protocol was applied:

- A negative control: 5 samples,
- A low contamination level providing fractional recovery data, with 20 replicates,

- A high contamination level, with 5 replicates.

A total plate count determination on each matrix was performed to estimate the total microbial load on the day of analysis.

Table 33 - Defined (matrix/strain) pairs for the RLOD determination

Matrix and related category number		Inoculated strain	Origin	Inoculation protocol
1	Deli-salad (Piémontaise)	<i>L. welshimeri</i> Ad1175	Cooked rice	Seeding protocol Storage 48h at 3°C± 2°C
2	Rillettes	<i>Listeria monocytogenes</i> Ad669	Rillettes	
3	Raw milk cheese	<i>Listeria ivanovii</i> Ad1337	Cheese	
4	Cantaloupe (frozen balls)	<i>Listeria monocytogenes</i> Ad532	Fruits	Seeding protocol Storage for 2 weeks at - 20°C
5	Frozen shrimps	<i>Listeria innocua</i> Ad1200	Pollock	Seeding protocol Storage for 2 weeks at - 20°C
6	Process water	<i>Listeria monocytogenes</i> Ad551	Environmental sample	Seeding protocol Storage 48h at 3°C± 2°C

4.1.3.2 Calculation and interpretation of the RLOD

The raw data are given in **Appendix 10**.

The RLOD calculations were performed using the Excel spreadsheet available at <http://standards.iso.org/iso/16140> - RLOD (clause 5-1-4-2 Calculation and interpretation of RLOD) version 06.07.2015. The RLOD are given Table 34.

Table 34 – Presentation of RLOD before and after confirmation of the alternative method results (After 22 h incubation and after 48 h incubation)

Category	Matrix/ strain pair	AL	RLOD	RLODL	RLODU	b=ln (RLOD)	sd(b)	z-Test statistic	p-value
1	Deli salad (Piemontaise) / <i>L.welshimeri</i> Ad1175	1,5	1,000	0,403	2,480	0,000	0,454	0,000	1,000
2	Rillettes / <i>L.monocytogenes</i> Ad669		1,000	0,403	2,480	0,000	0,454	0,000	1,000
3	Raw milk cheese / <i>L.ivanovii</i> Ad1337		0,539	0,202	1,440	-0,617	0,491	1,257	1,791
4	Cantaloupe (frozen balls) / <i>L.monocytogenes</i> Ad532		1,000	0,434	2,304	0,000	0,417	0,000	1,000
5	Frozen shrimps / <i>L.innocua</i> Ad1200		1,000	0,363	2,751	0,000	0,506	0,000	1,000
6	Process water / <i>L.monocytogenes</i> Ad551		1,000	0,457	2,187	0,000	0,391	0,000	1,000
Combined		/	0,903	0,608	1,339	-0,102	0,197	0,520	1,397

For raw milk cheese, more positive samples were obtained using the alternative method than the reference method for the low inoculation level; 11 positive and 7 positive results were observed respectively. These results were confirmed by repeating a second time the streaking onto selective agar plates for both methods. The hypotheses for these results are the following:

- The volume streaked on AL plate was 100 µl while only 10 µl were streaked onto plates from Half Fraser broth in the reference method.
- The contamination level in the Half Fraser broth was probably very low and when applying a subculture in Fraser broth, the cells were not able to grow due to the high selectivity of this broth.

The LOD₅₀ % calculations according to Wilrich & Wilrich POD-LOD calculation program - version 10, 2021-03-02 test are given in Table 35.

Table 35 - LOD₅₀ results
(After 22 h incubation and after 48 h incubation)

Category	Food item	Strain	Level of detection at 50% (CFU / sample size) according to Wilrich & Wilrich ²		
			Reference method	Alternative method	
1	Composite foods / Ready-to-eat and ready-to-reheat	Deli salad (Piemontaise)	<i>L. welshimeri</i> Ad1175	0,6 [0,3-1,1]	0,6 [0,3-1,1]
2	Meat Products	Rillettes	<i>L. monocytogenes</i> Ad669	0,9 [0,5-1,5]	0,9 [0,5-1,5]
3	Milks & Dairy	Raw milk cheese	<i>L. ivanovii</i> Ad1337	3 [1,6-5,4]	1,9 [1,1-3,2]
4	Vegetables	Cantaloupe (frozen balls)	<i>L. monocytogenes</i> Ad532	0,7 [0,4-1,3]	0,7 [0,4-1,3]
5	Seafood and fishery products	Frozen shrimps	<i>L. innocua</i> Ad1200	1,2 [0,6-2,2]	1,2 [0,6-2,2]
6	Environmental Samples	Process water	<i>L. monocytogenes</i> Ad551	0,6 [0,4-1,1]	0,6 [0,4-1,1]
Combined				1,1 [0,8-1,4]	1 [0,7-1,2]

² Wilrich, C., and P.-Th. Wilrich: Estimation of the POD function and the LOD of a qualitative microbiological measurement method. AOAC International **92** (2009) 1763 - 1772.

4.1.3.3 Conclusion

The RLOD values (using the confirmed alternative method results) meet the acceptability limit of 1.5 for unpaired studies, for the six matrix/strain pairs tested.

The LOD₅₀ varies from 0.6 to 3 CFU/sample size for the reference method and from 0.6 to 1.9 CFU/ sample size for the alternative method for both incubation time of the AL plates.

4.1.4 Inclusivity / exclusivity

The inclusivity is the ability of the alternative method to detect the target analyte from a wide range of strains. The exclusivity is the lack of interference from a relevant range of non-target strains of the alternative method.

Inclusivity and exclusivity have already been tested, using Half-Fraser both incubated for 24 h ± 2h at 30°C; it was accepted by the AFNOR technical committee to not test again this part as the protocol tested for this extension study is the same except the incubation time which is reduced to 18h.

4.2 Conclusion

The method comparison study scheme corresponds to a PAIRED STUDY design as the alternative and reference methods have different enrichment procedures.


In the sensitivity study, 6 categories were tested: 5 food categories and the environmental samples. The protocol of the alternative method shows no positive deviation (PD) and 5 negative deviations (ND) for the overall categories. The (ND+ PPND – PD) and (ND + PPND +PD) meet the acceptability limits (AL) for the individual categories and for all combined categories whatever the incubation time applied for the Agar Listeria plates (22 h and 48 h).

The Relative Levels of Detection (RLOD) meet the AL fixed at 1.5 for the paired data study whatever the matrix/strain pairs tested.

The alternative method fulfils the EN ISO 16140-2:2016 for the sensitivity part for all combined categories.

Quimper, 28 February 2022

Julie JOURDREN
Technical Study Manager
Validation of Alternative methods
Food Safety & Quality



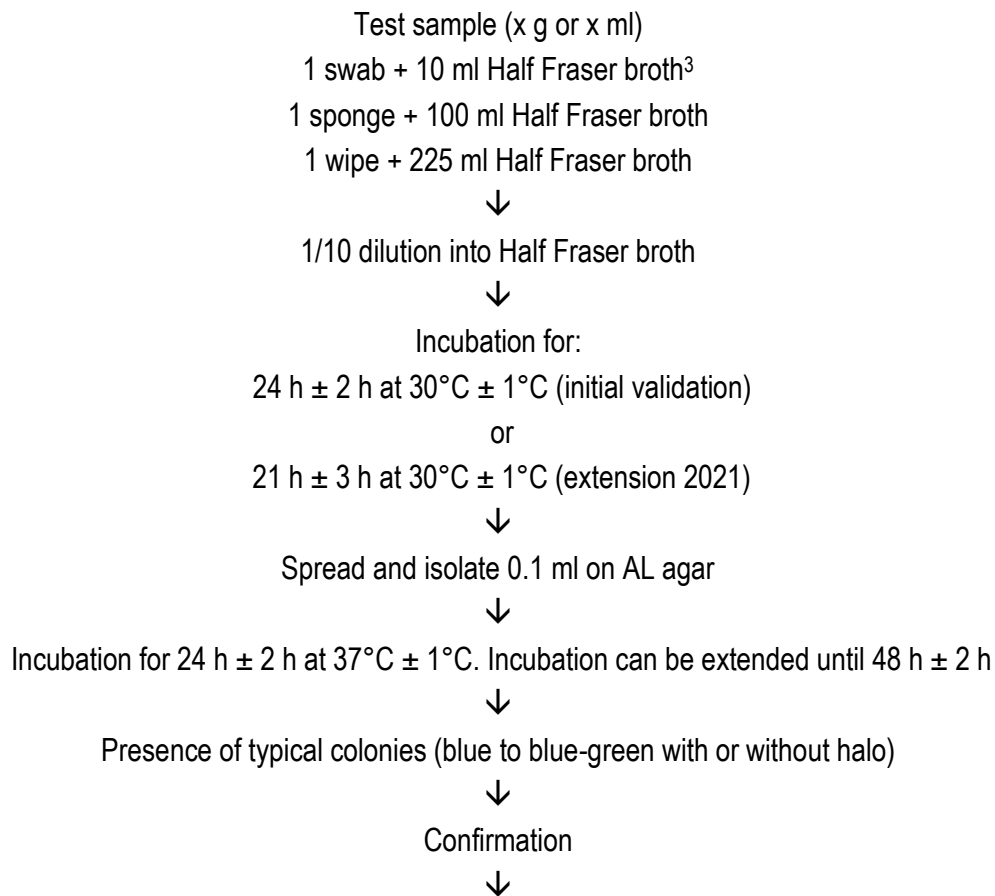
I hereby attest to the validation of the results of the analyses carried out under the COFRAC accreditation.

Maryse RANNOU
Project Manager
Validation of Alternative methods
Food Safety & Quality



I hereby attest to the validation of the verification of the conformity of the report (opinion and interpretation).

Appendix 1 – Flow diagram of the alternative method: AL *Listeria* spp. Detection



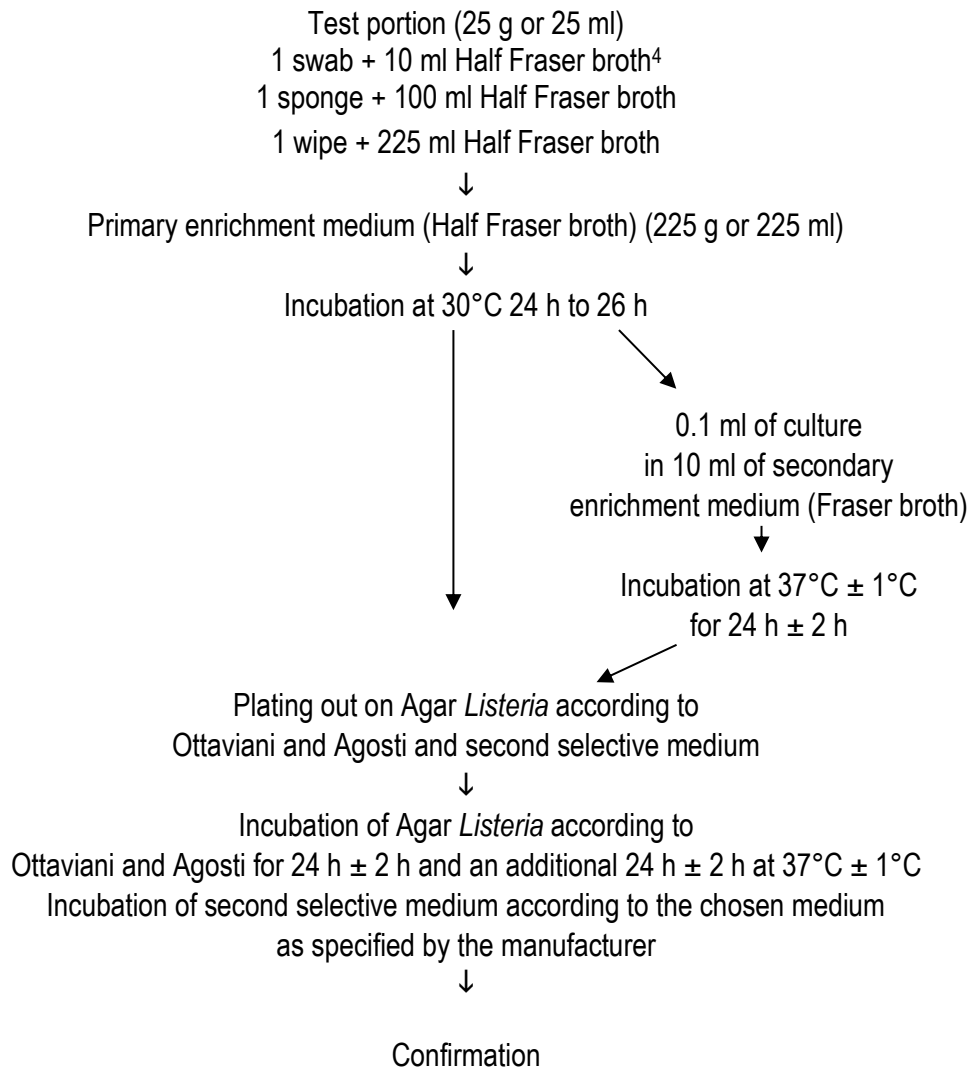
Listeria spp. detection (blue to blue-green with or without halo)

- By using the conventional tests described in the ISO standard method (including a purification step),
- By using nucleic probes as described in the ISO 7218 (for example iQ-Check *L. spp.* Real-Time PCR Detection Kit) on isolated colonies (with or without purification step),
- By streaking one isolated colony onto PALCAM plate (up to 6 colonies can be tested on a single plate),
- By using any other NF VALIDATION -certified method based on a different principle from that of AL Agar. The validated protocol of the second method must be respected in its entirety.

³ For sampling after cleaning process pre-moisten

- 1 swab + 1 ml broth universal neutralizing (+ 9 ml Half-Fraser)
- 1 sponge + 10 ml broth universal neutralizing (+ 90 ml Half-Fraser)
- 1 wipe + BPW + 10 % neutralizing agent (+ 225 ml Half-Fraser)

**Appendix 2 - Flow diagram of the reference method: ISO 11290-1 (May 2017):
Microbiology of the food chain - Horizontal method for the detection and
enumeration of *Listeria monocytogenes* and other *Listeria* spp. -
Part 1: detection method**



Target	Gram	Catalase	Beta hemolysis	CAMP test	Carbohydrates
<i>Listeria</i> spp	x	x			

⁴ For sampling after cleaning process, premoisten:

- 1 swab + 1 ml broth universal neutralizing (+ 9 ml Half Fraser)
- 1 sponge + 10 ml broth universal neutralizing (+ 90 ml Half Fraser)
- 1 wipe + BPW + 10 % neutralizing agent (+ 225 ml Half Fraser)

During the validation one typical colony per sample will be tested using the APLI *Listeria* galleries.

Appendix 3 – Artificial contamination of samples (2017 - ISHA)

Category	Sample	Sample	Code strain	Strain	Origin	Protocol of seeding	Inoculation level (CFU/25g)	Global result
Composite foods	6	Salad: chicken, raw vegetables, salad	LIS.4.91	<i>Listeria monocytogenes</i>	Ground beef sandwich	48h at 5±3°C	1.8	-
	1	Mixed salad (Piemontaise)	LIS.4.6	<i>Listeria monocytogenes 1/2a</i>	Ham and Emmental sandwich	48h at 5±3°C	2.8	+
	2	Salad with raw vegetables: grated carrot, celery, corn	LIS.4.6	<i>Listeria monocytogenes 1/2a</i>	Emmental ham sandwich	48h at 5±3°C	2.8	+
	3	Sandwich: chicken, crudités	LIS.4.46	<i>Listeria monocytogenes 3a</i>	Goat cheese sandwich	48h at 5±3°C	2.6	+
	4	Tabbouleh	LIS.4.46	<i>Listeria monocytogenes 3a</i>	Goat cheese sandwich	48h at 5±3°C	2.6	+
	5	Sandwich: tuna, crudités	LIS.4.91	<i>Listeria monocytogenes</i>	Ground beef sandwich	48h at 5±3°C	1.8	+
	54	Sandwich: chicken and egg	LIS.4.6	<i>Listeria monocytogenes 1/2a</i>	Emmental ham sandwich	48h at 5±3°C	1.8	+
	55	Sandwich: tuna, crudités	LIS.4.46	<i>Listeria monocytogenes 3a</i>	Goat cheese sandwich	48h at 5±3°C	2.8	+
	56	Salad: ham, egg, cheese	LIS.4.91	<i>Listeria monocytogenes</i>	Ground beef sandwich	48h at 5±3°C	2.0	+
Meat products	7	Quiche Lorrain	LIS.4.86	<i>Listeria monocytogenes</i>	Quiche Lorraine	48h at 5±3°C	3.0	+
Dairy products	8	Hachis parmentier	LIS.4.86	<i>Listeria monocytogenes</i>	Quiche Lorraine	48h at 5±3°C	3.0	+
	9	Cheese Cantal (raw milk)	LIS.4.60	<i>Listeria monocytogenes</i>	Cheese other raw milk cow	48h at 5±3°C	1.8	-
	13	Cheese Camembert (raw milk)	LIS.4.58	<i>Listeria monocytogenes</i>	Cheese not ripened raw milk cow	48h at 5±3°C	2.2	-
	14	Cheese: Camembert de Normandie (raw milk)	LIS.4.58	<i>Listeria monocytogenes</i>	Cheese not ripened raw milk cow	48h at 5±3°C	2.2	-
	60	Cheese: Neufchatel (raw milk)	LIS.4.60	<i>Listeria monocytogenes</i>	Cheese other raw milk cow	48h at 5±3°C	1.8	-
	61	Goat cheese: Le Radin (raw milk)	LIS.4.58	<i>Listeria monocytogenes</i>	Cheese not ripened raw milk cow	48h at 5±3°C	1.8	-
	10	Cheese Briquette (raw milk)	LIS.4.56	<i>Listeria monocytogenes</i>	Cheese other raw milk cow	48h at 5±3°C	1.8	+
	11	Cheese Neufchatel (raw milk)	LIS.4.56	<i>Listeria monocytogenes</i>	Cheese other raw milk cow	48h at 5±3°C	1.8	+
	12	Goat cheese Crotin (raw milk)	LIS.4.60	<i>Listeria monocytogenes</i>	Cheese other raw milk cow	48h at 5±3°C	1.8	+
	15	Cheese Boulette d'Avesnes (raw milk)	LIS.4.64	<i>Listeria monocytogenes</i>	Cheese other raw milk buffaloes	48h at 5±3°C	3.6	+
	16	Cheese Gruyère (raw milk)	LIS.4.64	<i>Listeria monocytogenes</i>	Cheese other raw milk buffaloes	48h at 5±3°C	3.6	+
	57	Cheese: Cabecou (raw milk)	LIS.4.56	<i>Listeria monocytogenes</i>	Cheese other raw milk cow	48h at 5±3°C	1.8	+
	58	Cheese: Le savoyard (raw milk)	LIS.4.56	<i>Listeria monocytogenes</i>	Cheese other raw milk cow	48h at 5±3°C	1.8	+
	59	Cheese (raw milk)	LIS.4.60	<i>Listeria monocytogenes</i>	Cheese other raw milk cow	48h at 5±3°C	1.8	+
	62	Cheese: Petit reblochon (raw milk)	LIS.4.58	<i>Listeria monocytogenes</i>	Unripened cheese from raw cow's milk	48h at 5±3°C	1.8	+
	63	Goat cheese: Rigotte (raw milk)	LIS.4.64	<i>Listeria monocytogenes</i>	Other raw milk buffalo cheese	48h at 5±3°C	1.6	+
	64	Cheese: Cantal (raw milk)	LIS.4.64	<i>Listeria monocytogenes</i>	Cheese other raw milk buffaloes	48h at 5±3°C	1.6	+
	65	Cheese: Gruyère (raw milk)	LIS.4.64	<i>Listeria monocytogenes</i>	Other raw milk buffalo cheese	48h at 5±3°C	1.6	+
	19	Raw milk	LIS.4.62	<i>Listeria monocytogenes</i>	Raw milk sheep	48h at 5±3°C	3.0	-
	17	Raw butter	LIS.4.32	<i>Listeria monocytogenes 1/2b</i>	Raw milk	48h at 5±3°C	1.2	+
	18	Raw cream	LIS.4.32	<i>Listeria monocytogenes 1/2b</i>	Raw milk	48h at 5±3°C	1.2	+
	20	Fermented milk	LIS.4.62	<i>Listeria monocytogenes</i>	Raw sheep milk	48h at 5±3°C	3.0	+
	21	Lightly salted raw butter	LIS.4.59	<i>Listeria monocytogenes</i>	Raw milk goat	48h at 5±3°C	1.6	+
	22	Raw butter	LIS.4.59	<i>Listeria monocytogenes</i>	Raw milk goat	48h at 5±3°C	1.6	+
	66	Raw salted butter	LIS.4.32	<i>Listeria monocytogenes 1/2b</i>	Raw milk	48h at 5±3°C	1.2	+
	67	Raw butter	LIS.4.32	<i>Listeria monocytogenes 1/2b</i>	Raw milk	48h at 5±3°C	1.2	+
	71	Raw butter	LIS.4.23	<i>Listeria monocytogenes 1/2a</i>	Fresh cheese	48h at 5±3°C	2.8	+
	23	Cheese St Morêt (pasteurised milk)	LIS.4.23	<i>Listeria monocytogenes 1/2a</i>	Fresh cheese	48h at 5±3°C	1.8	-
	24	Strawberry milk (pasteurised milk)	LIS.4.23	<i>Listeria monocytogenes 1/2a</i>	Fresh cheese	48h at 5±3°C	1.8	-
	25	Yaourt (pasteurised milk)	LIS.4.23	<i>Listeria monocytogenes 1/2a</i>	Fresh cheese	48h at 5±3°C	1.8	+
	26	Cheese Camembert (pasteurised milk)	LIS.4.66	<i>Listeria monocytogenes 1/2 c</i>	AFSSA cheese	48h at 5±3°C	2.0	+
	27	Goat cheese (pasteurised milk)	LIS.4.66	<i>Listeria monocytogenes 1/2 c</i>	AFSSA cheese	48h at 5±3°C	2.0	+
28	Pasteurised milk	LIS.4.66	<i>Listeria monocytogenes 1/2 c</i>	AFSSA cheese	48h at 5±3°C	2.0	+	
68	Cheese: Langres (pasteurised milk)	LIS.4.62	<i>Listeria monocytogenes</i>	Raw milk ewe	48h at 5±3°C	2.2	+	
69	Pasteurised milk, taste strawberry	LIS.4.59	<i>Listeria monocytogenes</i>	Raw milk goat	48h at 5±3°C	1.4	+	
70	Pasteurised milk, taste chocolate	LIS.4.23	<i>Listeria monocytogenes 1/2a</i>	Fresh cheese	48h at 5±3°C	2.8	+	
72	Cream (pasteurised milk)	LIS.4.23	<i>Listeria monocytogenes 1/2a</i>	Fresh cheese	48h at 5±3°C	2.8	+	

Category	Sample	Sample	Code strain	Strain	Origin	Protocol of seeding	Inoculation level (CFU/25g)	Global result
Vegetable products	30	Carrot (raw)	LIS.4.10	<i>Listeria monocytogenes 1/2a</i>	Salad	48h at 5±3°C	1.8	-
	29	Mango (raw)	LIS.4.10	<i>Listeria monocytogenes 1/2a</i>	Salad	48h at 5±3°C	1.8	+
	31	Celery (raw)	LIS.4.10	<i>Listeria monocytogenes 1/2a</i>	Salad	48h at 5±3°C	1.8	+
	76	Carrot (raw)	LIS.4.10	<i>Listeria monocytogenes 1/2a</i>	Salad	48h at 5±3°C	2.4	+
	78	Grated carrots with vinaigrette	LIS.4.10	<i>Listeria monocytogenes 1/2a</i>	Salad	48h at 5±3°C	2.4	-
	32	Juice Mango & passion fruit	LIS.4.81	<i>Listeria monocytogenes</i>	Mixed vegetable salad	48h at 5±3°C	1.4	+
	33	Orange juice	LIS.4.81	<i>Listeria monocytogenes</i>	Mixed vegetable salad	48h at 5±3°C	1.4	+
	34	Mushroom	LIS.4.81	<i>Listeria monocytogenes</i>	Mixed vegetables	48h at 5±3°C	1.4	+
	35	Tomato confit	LIS.4.81	<i>Listeria monocytogenes</i>	Mixed vegetables	48h at 5±3°C	1.4	+
	77	Mixed salad (macédoine)	LIS.4.10	<i>Listeria monocytogenes 1/2a</i>	Salad	48h at 5±3°C	2.4	+
Seafood products	39	Surimi	LIS.4.31	<i>Listeria monocytogenes 1/2b</i>	Herring with spices	48h at 5±3°C	2.4	+
	40	Marinated anchovy	LIS.4.31	<i>Listeria monocytogenes 1/2b</i>	Herring with spices	48h at 5±3°C	2.4	+
	79	Tuna terrines	LIS.2.16	<i>Listeria innocua</i>	Fillet of pollock	48h at 5±3°C	1.4	+
	80	Sardine terrine	LIS.2.16	<i>Listeria innocua</i>	Fillet of pollock	48h at 5±3°C	1.4	+
	81	Salmon with cream	LIS.2.16	<i>Listeria innocua</i>	Fillet of pollock	48h at 5±3°C	1.4	+
	82	Shrimp croquette	LIS.2.16	<i>Listeria innocua</i>	Fillet of pollack	48h at 5±3°C	1.4	+
	83	Anchovies with vinegar	LIS.6.8	<i>Listeria welshimeri</i>	Fillet of pollack	48h at 5±3°C	2.0	+
	84	Surimi	LIS.6.8	<i>Listeria welshimeri</i>	Fillet of pollack	48h at 5±3°C	2.0	+
	85	Tuna terrines	LIS.6.8	<i>Listeria welshimeri</i>	Net of place	48h at 5±3°C	2.0	+
Environmental sample	42	Water process: vegetables rinse water	LIS.4.2	<i>Listeria monocytogenes</i>	Environment	48h at 5±3°C	1.4	-
	45	Water process: kitchen rinse water	LIS.4.16	<i>Listeria monocytogenes 1/2a</i>	Sewer surface control	48h at 5±3°C	2.8	-
	49	Water process: rinse water	LIS.4.50	<i>Listeria monocytogenes 4b</i>	Surface control on salmon	48h at 5±3°C	2.2	-
	41	Water process: sink	LIS.4.2	<i>Listeria monocytogenes</i>	Environment	48h at 5±3°C	1.4	+
	43	Water process: washing station	LIS.4.2	<i>Listeria monocytogenes</i>	Environment	48h at 5±3°C	1.4	+
	44	Water process: rinse water	LIS.4.16	<i>Listeria monocytogenes 1/2a</i>	Sewer surface control	48h at 5±3°C	2.8	+
	46	Water process: rinse water	LIS.4.16	<i>Listeria monocytogenes 1/2a</i>	Sewer surface control	48h at 5±3°C	2.8	+
	47	Water process: washing station	LIS.4.44	<i>Listeria monocytogenes 3a</i>	Surface control	48h at 5±3°C	1.4	+
	48	Water process: rinse water, cold preparation	LIS.4.44	<i>Listeria monocytogenes 3a</i>	Surface control	48h at 5±3°C	1.4	+
	50	Water process: vegetables rinse water	LIS.4.50	<i>Listeria monocytogenes 4b</i>	Surface control on salmon	48h at 5±3°C	2.2	+
	73	Water process: rinse water, cold preparation	LIS.4.2	<i>Listeria monocytogenes</i>	Environment	48h at 5±3°C	2.4	+
	74	Water process: rinse water	LIS.4.2	<i>Listeria monocytogenes</i>	Environment	48h at 5±3°C	2.4	+
	75	Water process: washing station	LIS.4.16	<i>Listeria monocytogenes 1/2a</i>	Sewer surface control	48h at 5±3°C	1.6	+
	51	Swab: sink	LIS.4.68	<i>Listeria monocytogenes</i>	Surface control	48h at 5±3°C	3.0	+
	52	Swab: fridge	LIS.4.68	<i>Listeria monocytogenes</i>	Surface control	48h at 5±3°C	3.0	+
53	Swab: table	LIS.4.68	<i>Listeria monocytogenes</i>	Surface control	48h at 5±3°C	3.0	+	

Appendix 4 – Sensitivity study: raw data

IPL - Legend (2009, 2012)

Total bacteria growth

∅ : no growth
L = low
M = medium
H = high

Distribution of flora

A = pure culture of suspicious colonies
B = mix with a majority of suspicious colonies
C = mix with a minority of suspicious colonies
D = mix with rare suspicious colonies
E: no suspicious colony
(x) : x typical colonies of *Listeria* if $x \leq 5$

Results

+: positive
-: negative

ISHA - Legend (2017)

CA :	Artificial contamination
N:	naturally contaminated
sp :	spiking
se :	seeding
cm:	contamination by mixture
+ / Pos :	positive result
- / Neg :	negative result
/:	test not realized
∅ :	absence of colonies
PA :	positive agreement
NA :	negative agreement
PD :	positive deviation
ND :	negative deviation
PP:	presumed positive result before confirmation
A :	absence
P :	presence
0 / 1 / 2 / 3 / 4 :	level of typical flora, from absence to high
∅ / L / M / H :	level of annex flora, from absence to high
h+:	presence of halo
h-:	absence of halo
L.m :	<i>Listeria monocytogenes</i>
L.w :	<i>Listeria welshimeri</i>
L.in:	<i>Listeria innocua</i>
L.iv:	<i>Listeria ivanovii</i>
L.se:	<i>Listeria seeligeri</i>
L.g:	<i>Listeria grayi</i>

2009 (target: <i>L.monocytogenes</i>)	- : absence of <i>Listeria monocytogenes</i> typical colonies
	+ : presence of <i>Listeria monocytogenes</i> typical colonies
2012 (target: <i>Listeria spp</i>)	- : absence of <i>Listeria spp</i> typical colonies
	+ : presence of <i>Listeria spp</i> typical colonies

COMPOSITE FOODS																													
Year of validation	Code	Sample	CA	Reference method NF EN ISO 11290-1						Alternative method: AL <i>Listeria spp</i> detection method									AL <i>Listeria spp</i> - Test after Half Fraser storage for 72h at 5°C ± 3°C						Category	Type			
				Fraser 1/2		Fraser		Identifi- cation	Result	AL			Confirmation		Identifi- cation	Final result			Agreement			AL		Confirmation			Identifi- cation	Final result 48 h	Agree- ment AL 48 h
				O&A agar	PALCAM	O&A agar	PALCAM			22 h	48 h	48 h + 72 h at 5°C ± 3°C	iQ Lmono	PALCAM		22h	48 h	72 h	22h	48 h	72 h	22h	48h						
2009	C10	Sushis	N	Ø	Ø	Ø	Ø	/	-	Ø	Ø	Ø	/	/	/	-	-	-	NA	NA	NA							1	a
2009	C4	Ready-to-eat meal	N	Ø	Ø	Ø	Ø	/	-	Ø	Ø	Ø	/	/	/	-	-	-	NA	NA	NA							1	a
2009	A21	Thaï salad	N	Ø	Ø	Ø	Ø	/	-	Ø	Ø	Ø	/	/	/	-	-	-	NA	NA	NA							1	a
2012	D9	Rice mix with vegetables	N	Ø	Ø	-ME	-ME	/	-	-LE	-LE	-LE	/	/	/	-	-	-	NA	NA	NA							1	a
2012	D16	Red cabbage vinaigrette	N	Ø	Ø	Ø	Ø	/	-	Ø	Ø	Ø	/	/	/	-	-	-	NA	NA	NA							1	a
2012	F25	Tabbouleh with grapes	N	-LE	-LE	-LE	-LE	/	-	+LB	-LE	-LE	/	-	/	-	-	-	NA	NA	NA	-LE	-LE	-	Bacillus pumilus	-	NA	1	a
2012	G13	Pasta salad with vegetables and olive	N	Ø	Ø	-LE	-LE	/	-	Ø	Ø	Ø	/	/	/	-	-	-	NA	NA	NA							1	a
2012	H8	Wheat salad with peppers	N	-LE	Ø	-LE	-LE	/	-	-LE	-LE	-LE	/	/	/	-	-	-	NA	NA	NA							1	a
2012	H14	Tabbouleh with mint and pepper	N	-LE	-LE	Ø	Ø	/	-	+MB	+MB	-ME	/	-	/	-	-	-	NA	PPNA	NA	+MB	-ME	-	Bacillus circulans	-	NA	1	a
2017	6	Salad: chicken, crudités, salad	se	ØØ	ØØ	ØØ	ØØ	/	-	Ø	Ø	ØØ	/	/	/	-	-	-	NA	NA	NA	ØØ	ØØ	/	/	-	NA	1	a
2009	E19	Tuna sandwich	N	+LB	Ø	+MA	+MA	L.m	+	+LB	+MB	+MB	+	/	L.m	+	+	+	PA	PA	PA							1	a
2009	E2	Tabouleh	N	+LA	+LA	+MA	+MB	L.m	+	+HA	+HA	+HA	+	/	L.m	+	+	+	PA	PA	PA							1	a
2017	1	Mixed salad (Piemontaise)	se	2h+L	2L	4h+Ø	4Ø	L.m	+	3h+M	4h+M	4h+M	/	+	L.m	+	+	+	PA	PA	PA	2h+L	3h+L	+	L.m	+	PA	1	a
2017	2	Salad with raw vegetables: grated carrot, celery, corn	se	1h+L	2L	4h+Ø	4L	L.m	+	1h+M	2h+M	2h+M	/	+	L.m	+	+	+	PA	PA	PA	2h+Ø	3h+Ø	+	L.m	+	PA	1	a
2017	3	Sandwich: chicken, crudités	se	1h+L	2L	4h+3h-Ø	3M	L.m,L.w	+	2h+L	2h+L	2h+L	/	+	L.m	+	+	+	PA	PA	PA	1h+L	2h+L	+	L.m	+	PA	1	a
2017	4	Tabbouleh	se	ØH	1H	4h+3h-Ø	4L	L.m,L.w	+	1h+H	2h+H	2h+H	/	+	L.m	+	+	+	PA	PA	PA	4h+M	4h+M	+	L.m	+	PA	1	a
2017	5	Sandwich: tuna, crudités	se	2h+L	2L	4h+Ø	3H	L.m	+	2h+M	2h+M	2h+M	/	+	L.m	+	+	+	PA	PA	PA	2h+Ø	3h+M	+	L.m	+	PA	1	a
2017	54	Sandwich: chicken and egg	se	2h+Ø	2Ø	4h+2h-Ø	4Ø	L.m,L.w	+	2h+Ø	3h+Ø	3h+Ø	/	+	L.m	+	+	+	PA	PA	PA	2h+Ø	3h+Ø	+	L.m	+	PA	1	a
2017	55	Sandwich: tuna, crudités	se	3h+Ø	3M	3h+Ø	3Ø	L.m	+	3h+Ø	3h+Ø	3h+Ø	/	+	L.m	+	+	+	PA	PA	PA	3h+Ø	4h+Ø	+	L.m	+	PA	1	a
2017	56	Salad: ham, egg, cheese	se	2h+Ø	2L	4h+Ø	4Ø	L.m	+	3h+Ø	3h+Ø	3h+Ø	/	+	L.m	+	+	+	PA	PA	PA	3h+Ø	4h+Ø	+	L.m	+	PA	1	a
2009	K16	Shepherd's pie	N	Ø	Ø	Ø	Ø	/	-	Ø	Ø	Ø	/	/	/	-	-	-	NA	NA	NA							1	b
2009	K7	Fish gratin	N	Ø	Ø	Ø	Ø	/	-	Ø	Ø	Ø	/	/	/	-	-	-	NA	NA	NA							1	b
2009	D5	Tagliatelles carbonara	N	Ø	Ø	Ø	Ø	/	-	Ø	Ø	Ø	/	/	/	-	-	-	NA	NA	NA							1	b
2009	E13	Paella	N	Ø	Ø	Ø	Ø	/	-	Ø	Ø	Ø	/	/	/	-	-	-	NA	NA	NA							1	b
2012	K8	Pizza from Oran	N	Ø	Ø	Ø	Ø	/	-	Ø	Ø	Ø	/	/	/	-	-	-	NA	NA	NA							1	b

COMPOSITE FOODS																													
Year of validation	Code	Sample	CA	Reference method NF EN ISO 11290-1						Alternative method: AL <i>Listeria spp</i> detection method											AL <i>Listeria spp</i> - Test after Half Fraser storage for 72h at 5°C ± 3°C						Category	Type	
				Fraser 1/2		Fraser		Identifi- cation	Result	AL			Confirmation		Identifi- cation	Final result			Agreement			AL		Confirmation	Identifi- cation	Final result 48 h			Agree- ment AL 48 h
				O&A agar	PALCAM	O&A agar	PALCAM			22 h	48 h	48 h + 72 h at 5°C ± 3°C	iQ Lmono	PALCAM		22h	48 h	72 h	22h	48 h	72 h	22h	48h	PALCAM					
2012	F3	Nem	N	∅	∅	∅	∅	/	-	∅	∅	∅	/	/	/	-	-	-	NA	NA	NA						1	b	
2012	B14	Pizza with 4 cheeses	N	+LC	+LC	-LE	-LE	<i>Bacillus lentus</i>	-	+MB	+MB	+MB	/	-	/	-	-	-	PPNA	PPNA	NA						1	b	
2012	F22	Paninis with goat and sun-dried tomatoes	N	∅	∅	-LE	-LE	/	-	∅	∅	∅	/	/	/	-	-	-	NA	NA	NA						1	b	
2012	I1	Scallops béchamel	N	∅	∅	∅	∅	/	-	∅	-LE	-LE	/	/	/	-	-	-	NA	NA	NA						1	b	
2009	E10	Burger	N	+MB	+MB	+HB	+MB	<i>L.m L.in</i>	+	+HB	+HB	+HB	+	/	<i>L.m L.in</i>	+	+	+	PA	PA	PA						1	b	
2009	F1	Snails pie	N	+MA	+MA	+MA	+MA	<i>L.m</i>	+	+HA	+HA	+HA	+	/	<i>L.m</i>	+	+	+	PA	PA	PA						1	b	
2009	F9	Shepherd's pie	N	+LB	+LB	+HB	+MB	<i>L.m L.in</i>	+	+HB	+HB	+HB	+	/	<i>L.m</i>	+	+	+	PA	PA	PA						1	b	
2009	F13	Shepherd's pie	N	+LA	+LA	+HA	+HA	<i>L.m</i>	+	+MA	+MA	+MA	+	/	<i>L.m</i>	+	+	+	PA	PA	PA						1	b	
2009	H21	Pasta and chicken salad	N	+MB	+MB	+MC	+MB	<i>L.m L.in</i>	+	+MB	+MB	+MB	+	/	<i>L.m L.in</i>	+	+	+	PA	PA	PA						1	b	
2012	C22	Royal pizza	N	+LA	+LB	+MB	+MB	<i>L.w</i>	+	+MB	+MB	+MB	/	+	<i>L.w</i>	+	+	+	PA	PA	PA	/	+MB	+	<i>L.w</i>	+	PA	1	b
2012	E14	Royal pizza	N	+MB	+LB	+MB	+HB	<i>L.m L.in</i>	+	+MB	+MB	+MB	/	+/+	<i>L.m L.in</i>	+	+	+	PA	PA	PA	+MB	+MB	+/+	<i>L.m L.in</i>	+	PA	1	b
2012	C1	Pizza with goat cheese	N	+LB	+LB	+MB	+MB	<i>L.w</i>	+	+MA	+MB	+MB	/	+	<i>L.w</i>	+	+	+	PA	PA	PA	/	+MB	+	<i>L.w</i>	+	PA	1	b
2012	F14	Pizza with cheese	N	+MB	+LB	+HB	+HB	<i>L.w</i>	+	+MB	+MB	+MB	/	+	<i>L.w</i>	+	+	+	PA	PA	PA	+MA	+MB	+	<i>L.w</i>	+	PA	1	b
2012	D7	Pasta with olive and pepper sauce	N	+LA	+LA	+MA	+MA	<i>L.w</i>	+	+MA	+MA	+MA	/	+	<i>L.w</i>	+	+	+	PA	PA	PA	+MB	+MB	+	<i>L.w</i>	+	PA	1	b
2017	7	Quiche Lorrain	se	2h+∅	2M	4h+∅	4H	<i>L.m</i>	+	4h+∅	4h+∅	4h+∅	/	+	<i>L.m</i>	+	+	+	PA	PA	PA	4h+∅	4h+∅	+	<i>L.m</i>	+	PA	1	b
2009	A2	Pastry	N	∅	-LE	∅	-ME	/	-	∅	∅	∅	/	/	/	-	-	-	NA	NA	NA						1	c	
2009	F6	Chocolate cream pastry	N	∅	∅	∅	∅	/	-	∅	∅	∅	/	/	/	-	-	-	NA	NA	NA						1	c	
2009	J18	Whipped cream pastry	N	∅	∅	∅	∅	/	-	∅	∅	∅	/	/	/	-	-	-	NA	NA	NA						1	c	
2009	J19	Millefeuille pastry	N	∅	∅	∅	∅	/	-	∅	∅	∅	/	/	/	-	-	-	NA	NA	NA						1	c	
2012	B15	Strawberries pie	N	-LE	∅	-LE	∅	/	-	∅	-LE	-LE	/	/	/	-	-	-	NA	NA	NA						1	c	
2012	B16	Saint Honoré (pastry)	N	∅	∅	-LE	∅	/	-	-LE	-LE	-LE	/	/	/	-	-	-	NA	NA	NA						1	c	
2012	B20	Strawberries pie	N	-LE	∅	-LE	∅	/	-	-LE	-LE	-LE	/	/	/	-	-	-	NA	NA	NA						1	c	
2012	C5	Opera	N	-ME	-ME	-ME	-ME	/	-	+MC	-ME	-ME	/	-	/	-	-	-	PPNA	NA	NA	/	-ME	-	<i>Bacillus pumilus</i>	-	NA	1	c
2012	F16	Chantilly	N	∅	∅	∅	∅	/	-	∅	∅	∅	/	/	/	-	-	-	NA	NA	NA						1	c	
2012	F18	Chocolate cake	N	-LE	-LE	-LE	-LE	/	-	+MB	+MB	+MB	/	-	/	-	-	-	PPNA	PPNA	NA	-LE	-LE	-	<i>Bacillus circulans</i>	-	NA	1	c
2009	A10	Strawberries pastry	N	+MA	+MA	+MB	+MA	<i>L.m L.in</i>	+	+HB	+HB	+MB	+	/	<i>L.m</i>	+	+	+	PA	PA	PA						1	c	
2009	A19	Whipped cream pastry	N	+MB	+MB	+MB	+MB	<i>L.m L.in</i>	+	+MB	+MB	+MB	+	/	<i>L.m L.in</i>	+	+	+	PA	PA	PA						1	c	
2009	B8	Pastry	N	+MB	+MB	+HB	+HB	<i>L.m L.in</i>	+	+HA	+HB	+HB	+	/	<i>L.m L.in</i>	+	+	+	PA	PA	PA						1	c	
2012	B17	Profiteroles	N	+MA	+MA	+MA	+MB	<i>L.m</i>	+	+HA	+HA	+HA	/	+	<i>L.m</i>	+	+	+	PA	PA	PA	/	+HA	+	<i>L.m</i>	+	PA	1	c

COMPOSITE FOODS																													
Year of validation	Code	Sample	CA	Reference method NF EN ISO 11290-1						Alternative method: AL <i>Listeria spp</i> detection method											AL <i>Listeria spp</i> - Test after Half Fraser storage for 72h at 5°C ± 3°C						Category	Type	
				Fraser 1/2		Fraser		Identifi- cation	Result	AL			Confirmation		Identifi- cation	Final result			Agreement			AL		Confirmation	Identifi- cation	Final result 48 h			Agree- ment AL 48 h
				O&A agar	PALCAM	O&A agar	PALCAM			22 h	48 h	48 h + 72 h at 5°C ± 3°C	iQ Lmono	PALCAM		22h	48 h	72 h	22h	48 h	72 h	22h	48h	PALCAM					
2012	B18	Raspberries dessert	N	+LA	+LA	+MA	+MA	<i>L.m</i>	+	+MA	+MA	+MA	/	+	<i>L.m</i>	+	+	+	PA	PA	PA	/	+MA	+	<i>L.m</i>	+	PA	1	c
2012	B19	Tropézienn e with strawberries	N	+MB	+MB	+MB	+MB	<i>L.m L.in</i>	+	+MB	+MB	+MB	/	+	<i>L.m</i>	+	+	+	PA	PA	PA	/	+HB	+	<i>L.m</i>	+	PA	1	c
2012	C4	Profiteroles pie	N	+MA	+MA	+MA	+MB	<i>L.m</i>	+	+MA	+MA	+MA	/	+	<i>L.m</i>	+	+	+	PA	PA	PA	/	+HA	+	<i>L.m</i>	+	PA	1	c
2012	F15	Versillais	N	+MB	+MC	+MB	+HB	<i>L.m</i>	+	+MB	+MB	+MB	/	+	<i>L.m</i>	+	+	+	PA	PA	PA	+MB	+MB	+	<i>L.m</i>	+	PA	1	c
2012	F17	Strawberries dessert	N	+MB	+MB	+MB	+HB	<i>L.m</i>	+	+MA	+MB	+MB	/	+	<i>L.m</i>	+	+	+	PA	PA	PA	+MA	+MA	+	<i>L.m</i>	+	PA	1	c
2012	G1	Macarons	N	+MB	+MC	+MB	+MB	<i>L.m</i>	+	+MB	+MB	+MB	/	+	<i>L.m</i>	+	+	+	PA	PA	PA	+MB	+MB	+	<i>L.m</i>	+	PA	1	c

MEAT PRODUCTS																													
Year of validation	Code	Sample	CA	Reference method NF EN ISO 11290-1						Alternative method: AL <i>Listeria spp</i> detection method									AL <i>Listeria spp</i> - Test after Half Fraser storage for 72h at 5°C ± 3°C						Category	Type			
				Fraser 1/2		Fraser		Identification	Result	AL			Confirmation		Identification	Final result			Agreement			AL		Confirmation			Identification	Final result 48 h	Agreement AL 48 h
				O&A agar	PALCAM	O&A agar	PALCAM			22 h	48 h	48 h + 72 h at 5°C ± 3°C	iQ Lmono	PALCAM		22h	48 h	72 h	22h	48 h	72 h	22h	48h						
2009	A6	Chopped beefsteak	N	Ø	-LE	Ø	Ø	/	-	Ø	Ø	Ø	/	/	/	-	-	-	NA	NA	NA					2	a		
2009	A18	Roast pork	N	Ø	Ø	Ø	Ø	/	-	Ø	Ø	Ø	/	/	/	-	-	-	NA	NA	NA					2	a		
2009	A24	Horse meat	N	Ø	Ø	Ø	Ø	/	-	Ø	Ø	Ø	/	/	/	-	-	-	NA	NA	NA					2	a		
2009	E15	Ground beef	N	Ø	Ø	Ø	-LE	/	-	Ø	Ø	Ø	/	/	/	-	-	-	NA	NA	NA					2	a		
2009	N18	Lamb cutlet	N	-ME	Ø	Ø	Ø	/	-	Ø	Ø	Ø	/	/	/	-	-	-	NA	NA	NA					2	a		
2012	E15	Chicken fillet	N	Ø	Ø	Ø	Ø	/	-	Ø	Ø	Ø	/	/	/	-	-	-	NA	NA	NA					2	a		
2012	G12	Chicken fillet	N	Ø	Ø	Ø	Ø	/	-	Ø	Ø	Ø	/	/	/	-	-	-	NA	NA	NA					2	a		
2012	B41	Minced beef way butcher	N	-LE	Ø	-ME	-LE	/	-	-LE	-LE	-LE	/	/	/	-	-	-	NA	NA	NA					2	a		
2012	D15	Pork meat	N	Ø	Ø	Ø	Ø	/	-	Ø	Ø	Ø	/	/	/	-	-	-	NA	NA	NA					2	a		
2012	H10	Chicken fillet	N	Ø	Ø	Ø	Ø	/	-	Ø	Ø	Ø	/	/	/	-	-	-	NA	NA	NA					2	a		
2012	H11	Chicken fillet	N	Ø	Ø	Ø	Ø	/	-	-LE	-LE	-LE	/	/	/	-	-	-	NA	NA	NA					2	a		
2012	B43	Pork brawn	N	Ø	Ø	Ø	Ø	/	-	Ø	Ø	Ø	/	/	/	-	-	-	NA	NA	NA					2	a		
2009	A7	Hamburger	N	-LA	+LA	-MA	+MA	L.w	+	-MA	-MA	-MA	/	/	L.w	+	+	+	PA	PA	PA					2	a		
2009	A26	Pork chop	N	-MA	+MA	-MA	+MA	L.w	+	-MA	-MA	-MA	/	/	L.w	+	+	+	PA	PA	PA					2	a		
2009	F8	Chopped beefsteak	N	-LB	-LB	-HB	-MB	L.in L.w	+	-MB	-MB	-MB	/	/	L.in L.w	+	+	+	PA	PA	PA	+MA	+MA	+	L.w	+	PA	2	a
2009	A15	Beef meat	N	+LA(1)	Ø	+MB	+MB	L.m	+	+LB(8)	+LB	+LB	+	/	L.m	+	+	+	PA	PA	PA					2	a		
2009	A16	Hamburger	N	+LA	Ø	+MA	+MB	L.m	+	+LB	+LB	+MB	+	/	L.m	+	+	+	PA	PA	PA					2	a		
2009	A17	Frozen ground beef	N	+MB	+MB	+MB	+MB	L.m L.in	+	+MD	+MB	+MB	+	/	L.m L.in	+	+	+	PA	PA	PA					2	a		
2009	A23	Turkey cutlet	N	+LA	+LA	+MA	+MB	L.m L.in	+	+MA	+MA	+MA	+	/	L.m L.in	+	+	+	PA	PA	PA					2	a		
2009	A25	Pork chop	N	+MB	+MB	+LB	+MB	L.m L.w	+	+MB	+MB	+MB	+	/	L.m L.w	+	+	+	PA	PA	PA					2	a		
2009	B16	Ground beef	N	+LB	+LB	+HB	+MB	L.m L.w	+	+MB	+MB	+MB	+	/	L.m L.w	+	+	+	PA	PA	PA					2	a		
2009	B18	Ground beef	N	+LA	+LA	+HB	+HB	L.m	+	+MA	+MA	+MA	+	/	L.m	+	+	+	PA	PA	PA					2	a		
2009	D4	Minced beef	N	+LA(1)	-LE	+HB	+LB	L.m	+	-LE	+LB(3)	+LB	+	/	L.m	-	+	+	ND	PA	PA					2	a		
2009	E1	Hamburger	N	+MB	+MB	+MB	+MB	L.m L.w	+	+HB	+HB	+HB	+	/	L.m L.w	+	+	+	PA	PA	PA					2	a		
2009	E3	Minced beef	N	-LA	+LA	+HB	+HA	L.w L.m	+	-LA	-LA	-LA	/	/	L.w	+	+	+	PA	PA	PA					2	a		
2009	E14	Hamburger	N	+LA	+LA	+HA	+MB	L.m	+	+MB	+MB	+HB	+	/	L.m	+	+	+	PA	PA	PA					2	a		
2009	E20	Pork meat	N	+MB	+MB	+HB	+HB	L.m L.in	+	+MA	+MA	+MA	+	/	L.m L.in	+	+	+	PA	PA	PA					2	a		
2009	F3	Ground beef	N	+MA	+MA	+HA	+MA	L.m	+	+HA	+HA	+HA	+	/	L.m	+	+	+	PA	PA	PA					2	a		
2009	F4	Frozen ground beef	N	+MB	+MB	+HA	+MA	L.m L.in	+	+HA	+HA	+HA	+	/	L.m	+	+	+	PA	PA	PA					2	a		
2009	F10	Turkey leg	N	+MB	+MB	+HB	+MB	L.m L.in	+	+HC	+HA	+HB	+	/	L.m L.in	+	+	+	PA	PA	PA					2	a		
2009	F11	Halal ground beef	N	+MB	+MB	+MB	+MB	L.m L.w	+	+HA	+HA	+HB	+	/	L.m L.w	+	+	+	PA	PA	PA					2	a		
2009	F14	Halal ground beef	N	+LB	+LB	+MB	+MB	L.m L.in	+	+MB	+MB	+MB	+	/	L.m L.in	+	+	+	PA	PA	PA					2	a		
2009	A20	Thai Chicken	N	Ø	Ø	Ø	Ø	/	-	Ø	Ø	Ø	/	/	/	-	-	-	NA	NA	NA					2	b		

MEAT PRODUCTS

Year of validation	Code	Sample	CA	Reference method NF EN ISO 11290-1						Alternative method: AL <i>Listeria spp</i> detection method									AL <i>Listeria spp</i> - Test after Half Fraser storage for 72h at 5°C ± 3°C						Category	Type			
				Fraser 1/2		Fraser		Identifi- cation	Result	AL			Confirmation		Identifi- cation	Final result			Agreement			AL		Confirmation			Identifi- cation	Final result 48 h	Agree- ment AL 48 h
				O&A agar	PALCAM	O&A agar	PALCAM			22 h	48 h	48 h + 72 h at 5°C ± 3°C	iQ Lmono	PALCAM		22h	48 h	72 h	22h	48 h	72 h	22h	48h						
2009	B17	Tomato burger	N	Ø	Ø	Ø	Ø	/	-	Ø	Ø	Ø	/	/	/	-	-	-	NA	NA	NA							2	b
2009	B20	Tomato burger	N	Ø	Ø	Ø	Ø	/	-	Ø	Ø	Ø	/	/	/	-	-	-	NA	NA	NA							2	b
2009	K17	Roasted Chicken	N	-LE	Ø	Ø	Ø	/	-	Ø	-ME	-ME	/	/	/	-	-	-	NA	NA	NA							2	b
2009	K19	Potjevlesch	N	Ø	Ø	Ø	Ø	/	-	Ø	-LE	-LE	/	/	/	-	-	-	NA	NA	NA							2	b
2009	K20	Chicken fillet cooked	N	Ø	-LE	Ø	-LE	/	-	Ø	Ø	Ø	/	/	/	-	-	-	NA	NA	NA							2	b
2012	H29	Ox ribs to grill	N	+LB	Ø	-LE	-LE	/	-	-LE	-LE	-LE	/	/	/	-	-	-	NA	NA	NA							2	b
2012	J10	Raw turkey breast	N	Ø	Ø	Ø	Ø	/	-	Ø	Ø	Ø	/	/	/	-	-	-	NA	NA	NA							2	b
2012	A13	Cooked ox balls	N	Ø	Ø	-LE	Ø	/	-	Ø	Ø	Ø	/	/	/	-	-	-	NA	NA	NA							2	b
2012	G16	Thai chicken	N	Ø	-LE	Ø	Ø	/	-	-LE	-LE	-LE	/	/	/	-	-	-	NA	NA	NA							2	b
2012	A4	Pâté of head with pickles	N	-LE	-LE	-LE	-LE	/	-	Ø	Ø	Ø	/	/	/	-	-	-	NA	NA	NA							2	b
2012	A11	Ham dices	N	Ø	Ø	Ø	Ø	/	-	Ø	Ø	Ø	/	/	/	-	-	-	NA	NA	NA							2	b
2012	A12	Minced of smoked ham	N	Ø	Ø	Ø	Ø	/	-	Ø	Ø	Ø	/	/	/	-	-	-	NA	NA	NA							2	b
2012	A16	Dices of marinated chicken	N	Ø	Ø	-LE	-LE	/	-	Ø	Ø	Ø	/	/	/	-	-	-	NA	NA	NA							2	b
2012	E12	Goulash with pears	N	Ø	Ø	Ø	Ø	/	-	Ø	Ø	Ø	/	/	/	-	-	-	NA	NA	NA							2	b
2012	G11	Foie gras	N	Ø	Ø	Ø	Ø	/	-	Ø	Ø	Ø	/	/	/	-	-	-	NA	NA	NA							2	b
2009	F15	Potjevleesch	N	+LB	+LA	+HC	+HA	<i>L.m L.in L.w</i>	+	+MC	+MC	+MC	/	+	<i>L.m L.in L.w</i>	+	+	+	PA	PA	PA							2	b
2012	A15	Minced turkey leg	N	+MB	+MB	+MA	+MB	<i>L.w</i>	+	+MA	+MA	+MA	/	+	<i>L.m</i>	+	+	+	PA	PA	PA							2	b
2012	D17	Chicken leg	N	+MB	+MB	+MB	+MB	<i>L.m L.w</i>	+	+MB	+MB	+MB	/	+/+	<i>L.m L.w</i>	+	+	+	PA	PA	PA	+MB	+MB	+/+	<i>L.m L.w</i>	+	PA	2	b
2012	D20	Minced beef	N	+MB	+MB	+MB	+HB	<i>L.w</i>	+	+MA	+MB	+MB	/	+	<i>L.w</i>	+	+	+	PA	PA	PA	+MB	+MB	+	<i>L.w</i>	+	PA	2	b
2012	F1	Veal shank	N	+LB	+LB	+LB	+MB	<i>L.w</i>	+	+MB	+MB	+MB	/	+	<i>L.w</i>	+	+	+	PA	PA	PA	+MB	+MB	+	<i>L.w</i>	+	PA	2	b
2012	F2	Minced veal	N	+MB	+LA	+MB	+MC	<i>Listeria ivanovi</i>	+	+MA	+MA	+MA	/	+	<i>L.ivanovi</i>	+	+	+	PA	PA	PA	+MA	+MA	+	<i>L.iv</i>	+	PA	2	b
2012	G15	Deep-frozen minced beef	N	+LB	+LB	+LB	+MB	<i>L.w</i>	+	+LA	+LB	+LB	/	+	<i>L.w</i>	+	+	+	PA	PA	PA	+LA	+LB	+	<i>L.w</i>	+	PA	2	b
2012	H12	Minced beef way butcher	N	+LA	+LA	+MA	+MB	<i>L.m</i>	+	+LA	+LA	+LA	/	+	<i>L.m</i>	+	+	+	PA	PA	PA	+LA	+LA	+	<i>L.m</i>	+	PA	2	b
2012	H27	Minced meat of horse	N	+LB	+LA	+LB	+LA	<i>L.m</i>	+	+LB	+LB	+LB	/	+	<i>L.m</i>	+	+	+	PA	PA	PA	+MA	+MA	+	<i>L.m</i>	+	PA	2	b
2012	H30	Charolais ribs	N	+MA	+LA	+MA	+MA	<i>L.w</i>	+	+MA	+MA	+MA	/	+	<i>L.w</i>	+	+	+	PA	PA	PA	+MA	+MA	+	<i>L.w</i>	+	PA	2	b
2012	A7	Poultry balls	N	+MB	+MB	+MB	+MB	<i>L.w</i>	+	+MA	+MA	+MA	/	+	<i>L.w</i>	+	+	+	PA	PA	PA	+MA	+MA	+	<i>L.w</i>	+	PA	2	b
2012	B5	Bolognaise	N	+LB(1)	+LA (1)	+MB	+MA	<i>L.w</i>	+	+LA	+LA	+LB	/	+	<i>L.w</i>	+	+	+	PA	PA	PA	/	+LB	+	<i>L.w</i>	+	PA	2	b
2012	B8	Spiced balls	N	+MB	+MB	+MB	+HB	<i>L.m</i>	+	+MA	+MA	+MA	/	+	<i>L.m</i>	+	+	+	PA	PA	PA	/	+MA	+	<i>L.m</i>	+	PA	2	b
2012	D6	Marinated chicken fillet	N	+LB	+LB	+MB	+MB	<i>L.m L.in</i>	+	+MB	+MB	+MB	/	+/+	<i>L.m L.in</i>	+	+	+	PA	PA	PA	+LB	+LB	+/+	<i>L.m L.in</i>	+	PA	2	b
2012	I12	Thai chicken	N	+LC	-LE	+LC	-ME	<i>L.seeligeri</i>	+	+MA	+MB	+MB	/	+	<i>L.seeligeri</i>	+	+	+	PA	PA	PA	+LA(1)	+LA(1)	+	<i>L.se</i>	+	PA	2	b
2012	A9	Smoked bacon	N	+LB	+LA	+MB	+HB	<i>L.w</i>	+	+MA	+MA	+MA	/	+	<i>L.w</i>	+	+	+	PA	PA	PA	+MA	+MA	+	<i>L.w</i>	+	PA	2	b

MEAT PRODUCTS																													
Year of validation	Code	Sample	CA	Reference method NF EN ISO 11290-1						Alternative method: AL <i>Listeria spp</i> detection method										AL <i>Listeria spp</i> - Test after Half Fraser storage for 72h at 5°C ± 3°C						Category	Type		
				Fraser 1/2		Fraser		Identifi- cation	Result	AL			Confirmation		Identifi- cation	Final result			Agreement			AL		Confirmation	Identifi- cation			Final result 48 h	Agree- ment AL 48 h
				O&A agar	PALCAM	O&A agar	PALCAM			22 h	48 h	48 h + 72 h at 5°C ± 3°C	iQ Lmono	PALCAM		22h	48 h	72 h	22h	48 h	72 h	22h	48h						
2012	A10	Pork mussel	N	-LE	-LE	+LA	+LA	L.w	+	+MA	+MA	+MA	/	+	L.w	+	+	+	PA	PA	PA	+MA	+MA	+	L.w	+	PA	2	b
2012	D2	Thai chicken	N	-LE	-LE	-LE	Ø	/	-	+LB	+LB	+LB	/	+	L.w	+	+	+	PD	PD	PD	+LB	+LB	+	L.w	+	PD	2	b
2017	8	Hachis parmentier	se	3h+Ø	2M	4h+Ø	4M	L.m	+	4h+Ø	4h+Ø	4h+Ø	/	+	L.m	+	+	+	PA	PA	PA	4h+Ø	4h+Ø	+	+(L.m)	+	PA	2	b
2009	H1	Toulouse sausage	N	-LA	+LB	-MA	-MB	L.w	+	-MA	-MA	-MA	/	/	L.w	+	+	+	PA	PA	PA							2	c
2009	H7	Merguez	N	-MB	+MB	-MA	+MB	L.in	+	-MB	-MB	/	/	/	L.in	+	+		PA	PA	0							2	c
2009	H5	Chipolatas	N	Ø	Ø	Ø	Ø	/	-	Ø	Ø	Ø	/	/	/	-	-	-	NA	NA	NA							2	c
2012	J14	Pâté	N	Ø	Ø	-LE	Ø	/	-	Ø	Ø	Ø	/	/	/	-	-	-	NA	NA	NA							2	c
2012	A2	Sausages with onion	N	-LE	Ø	Ø	Ø	/	-	Ø	Ø	Ø	/	/	/	-	-	-	NA	NA	NA							2	c
2012	A14	Mortadella	N	-ME	-ME	-ME	-ME	/	-	Ø	Ø	Ø	/	/	/	-	-	-	NA	NA	NA							2	c
2012	F5	Chorizo	N	+LB	-ME	-ME	-ME	Bacillus circulans	-	+LB	+MB	+MB	/	-	Bacillus circulans	-	-	-	PPNA	PPNA	NA	-LE	-LE	-	Bacillus circulans	-	NA	2	c
2012	F36	Spiced pâté	N	-LE	-LE	-LE	-ME	/	-	+MC	-ME	-ME	/	-	Bacillus pumilus	-	-	-	PPNA	NA	NA	+MC	+MC	-	Bacillus pumilus	-	PPNA	2	c
2012	B6	Ham	N	Ø	Ø	-LE	Ø	/	-	Ø	Ø	Ø	/	/	/	-	-	-	NA	NA	NA							2	c
2012	B42	Pâté	N	Ø	Ø	Ø	Ø	/	-	Ø	Ø	-LE	/	/	/	-	-	-	NA	NA	NA							2	c
2012	C20	Pâté of head with pickles	N	Ø	Ø	Ø	Ø	/	-	Ø	Ø	Ø	/	/	/	-	-	-	NA	NA	NA							2	c
2012	C31	Bacon	N	Ø	Ø	Ø	Ø	/	-	Ø	Ø	Ø	/	/	/	-	-	-	NA	NA	NA							2	c
2012	D1	Pâté of head	N	-LE	Ø	-LE	-ME	/	-	-LE	-LE	-LE	/	/	/	-	-	-	NA	NA	NA							2	c
2012	D4	Pâté	N	Ø	Ø	Ø	Ø	/	-	Ø	Ø	Ø	/	/	/	-	-	-	NA	NA	NA							2	c
2012	D5	Ham	N	Ø	Ø	Ø	Ø	/	-	Ø	Ø	Ø	/	/	/	-	-	-	NA	NA	NA							2	c
2012	D13	Dry ham	N	Ø	-LE	Ø	-LE	/	-	Ø	-LE	-LE	/	/	/	-	-	-	NA	NA	NA							2	c
2012	E13	Pâté of head	N	Ø	Ø	Ø	Ø	/	-	Ø	-LE	-LE	/	/	/	-	-	-	NA	NA	NA							2	c
2012	F4	Liver pâté	N	Ø	Ø	Ø	Ø	/	-	-LE	-LE	-LE	/	/	/	-	-	-	NA	NA	NA							2	c
2012	F6	Smoked bacon	N	Ø	Ø	Ø	Ø	/	-	Ø	-LE	-LE	/	/	/	-	-	-	NA	NA	NA							2	c
2012	F10	Ham	N	Ø	Ø	Ø	Ø	/	-	Ø	Ø	Ø	/	/	/	-	-	-	NA	NA	NA							2	c
2012	F11	Bacon	N	Ø	Ø	Ø	Ø	/	-	Ø	Ø	Ø	/	/	/	-	-	-	NA	NA	NA							2	c
2012	F12	Black sausage	N	-ME	Ø	Ø	Ø	/	-	-LE	-ME	-ME	/	/	/	-	-	-	NA	NA	NA							2	c
2012	F35	Smoked ham	N	-LE	-LE	-ME	-ME	/	-	Ø	-LE	-LE	/	/	/	-	-	-	NA	NA	NA							2	c
2012	G14	Pork rillettes	N	Ø	Ø	Ø	Ø	/	-	Ø	Ø	Ø	/	/	/	-	-	-	NA	NA	NA							2	c
2012	I13	Dry smoked ham	N	Ø	Ø	Ø	Ø	/	-	Ø	-LE	-LE	/	/	/	-	-	-	NA	NA	NA							2	c
2012	F7	Pork sausages	N	-LE	-LE	Ø	-LE	/	-	+LC(1)	-LE	-LE	/	-	Bacillus pumilus	-	-	-	PPNA	NA	NA	Ø	-LE	-	Bacillus pumilus	-	NA	2	c
2012	F8	Merguez	N	+LB	-LE	-LE	-ME	Bacillus circulans	-	+MB	+MB	+MB	/	-	Bacillus circulans	-	-	-	PPNA	PPNA	NA	+LB	-LE	-	Bacillus circulans	-	NA	2	c
2012	K9	Merguez	N	+MB	-ME	-LE	-ME	Bacillus	-	+MB	-ME	-ME	/	-	Bacillus	-	-	-	PPNA	NA	NA	/	-ME	-	Bacillus	-	NA	2	c
2009	A1	Sausage	N	+LB	+LB	+MB	+MB	L.m L.in	+	+MB	+MB	+MB	+	/	L.m L.in	+	+	+	PA	PA	PA							2	c

MEAT PRODUCTS																													
Year of validation	Code	Sample	CA	Reference method NF EN ISO 11290-1						Alternative method: AL <i>Listeria spp</i> detection method										AL <i>Listeria spp</i> - Test after Half Fraser storage for 72h at 5°C ± 3°C						Category	Type		
				Fraser 1/2		Fraser		Identification	Result	AL			Confirmation		Identification	Final result			Agreement			AL		Confirmation	Identification			Final result 48 h	Agreement AL 48 h
				O&A agar	PALCAM	O&A agar	PALCAM			22 h	48 h	48 h + 72 h at 5°C ± 3°C	iQ Lmono	PALCAM		22h	48 h	72 h	22h	48 h	72 h	22h	48h	PALCAM					
2009	A8	Merguez	N	+LB(1)	+LD	+MD	+MB	<i>L.w L.in L.m</i>	+	+MD(2)	+MD(2)	+MB	+	/	<i>L.m L.in</i>	+	+	+	PA	PA	PA						2	c	
2009	D1	Merguez	N	+LB	+LB	+MB	+HB	<i>L.m</i>	+	+HB	+HB	+MB	+	/	<i>L.m</i>	+	+	+	PA	PA	PA						2	c	
2009	F5	Chipolatas	N	+MB	+MA	+HC	+HA	<i>L.m L.in</i>	+	+HD	+HD	+HA	+	/	<i>L.m</i>	+	+	+	PA	PA	PA						2	c	
2009	H2	Toulouse sausage	N	+LB	+LA	+HB	+HA	<i>L.m L.w</i>	+	+MB	+MB	+MB	+	/	<i>L.m L.w</i>	+	+	+	PA	PA	PA						2	c	
2009	H3	Chipolatas	N	-LE	-LE	+MA	+MA	<i>L.m</i>	+	+LA(2)	+LA(2)	+LB	+	/	<i>L.m</i>	+	+	+	PA	PA	PA						2	c	
2009	M16	Chipolatas with herbs	N	+MB	+MB	+MB	+MB	<i>L.m L.w</i>	+	+MB	+MB	+MB	+	/	<i>L.m L.w</i>	+	+	+	PA	PA	PA						2	c	
2009	A4	Chorizo	N	+LB	+MD	+MB	+MD	<i>L.m L.w</i>	+	+MD	+MD	+MB	+	/	<i>L.m L.in</i>	+	+	+	PA	PA	PA						2	c	
2009	A9	Saucisson	N	+LD	+LB	+MB	+MB	<i>L.m L.in</i>	+	+MB	+MB	+MB	+	/	<i>L.m L.in</i>	+	+	+	PA	PA	PA						2	c	
2009	D3	Ham	N	+LA	+MB	+HA	+MA	<i>L.m</i>	+	+HA	+HA	+HA	+	/	<i>L.m</i>	+	+	+	PA	PA	PA	+LA(1)	+LA(1)	+	<i>L.w</i>	+	PA	2	c
2009	E4	Bacon	N	+MA	+MA	+MA	+MA	<i>L.m</i>	+	+HA	+HA	+HA	+	/	<i>L.m</i>	+	+	+	PA	PA	PA						2	c	
2009	G1	Ham	N	+LA(3)	+LA(2)	+MA	+MA	<i>L.m</i>	+	+LA	+LA	+LA	+	/	<i>L.m</i>	+	+	+	PA	PA	PA						2	c	
2009	G2	Ham	N	+MB	+LA	+MB	+MA	<i>L.m L.w</i>	+	+MB	+MB	+MB	+	/	<i>L.m L.w</i>	+	+	+	PA	PA	PA						2	c	
2009	G5	Ham	N	+MA	+MA	+MA	+MA	<i>L.m</i>	+	+MA	+MA	+HA	+	/	<i>L.m</i>	+	+	+	PA	PA	PA						2	c	
2009	H6	Frankfurter	N	+LA	+LB	+MA	+MB	<i>L.m</i>	+	+MA	+MA	+MA	+	/	<i>L.m</i>	+	+	+	PA	PA	PA						2	c	
2012	D3	Pork ham	N	∅	∅	+MA	+MA	<i>L.w</i>	+	+LA(1)	+LA(1)	+LA(1)	/	+	<i>L.w</i>	+	+	+	PA	PA	PA						2	c	
2012	A1	Merguez mouton	N	+LB	+LB	+MB	+MB	<i>L.in</i>	+	+LA	+LB	+LB	/	+	<i>L.in</i>	+	+	+	PA	PA	PA	+LA	+LB	+	<i>L.in</i>	+	PA	2	c
2012	A3	Poultry sausages	N	+MA	+MB	+MB	+MB	<i>L.in</i>	+	+MB	+MB	+MB	/	+	<i>L.in</i>	+	+	+	PA	PA	PA	+MB	+MB	+	<i>L.in</i>	+	PA	2	c
2012	A5	Rabbit sausages	N	+MB	+MB	+MB	+MB	<i>L.m L.w</i>	+	+MB	+MB	+MB	/	+/+	<i>L.m L.w</i>	+	+	+	PA	PA	PA	+MB	+MB	+/+	<i>L.m L.w</i>	+	PA	2	c
2012	A6	Sausages	N	+LA	+LA	+LA	+MB	<i>L.w</i>	+	+LA	+LA	+LA	/	+	<i>L.w</i>	+	+	+	PA	PA	PA	+LB	+LB	+	<i>L.w</i>	+	PA	2	c
2012	A8	Merguez with ox and lamb	N	+LA	+LA	+MA	+HA	<i>L.in</i>	+	+MA	+MA	+MA	/	+	<i>L.in</i>	+	+	+	PA	PA	PA	+MA	+MA	+	<i>L.in</i>	+	PA	2	c
2012	B7	Merguez beef-mouton	N	+MB	+MB	+MB	+MB	<i>L.m L.w L.ivanovii</i>	+	+LB	+MB	+MB	/	+/+	<i>L.m L.w L.iv</i>	+	+	+	PA	PA	PA	/	+MB	+/+	<i>L.m L.w L.ivi</i>	+	PA	2	c
2012	B40	Spiced sausages	N	+LB	+LB	+MB	+HB	<i>L.m L.w</i>	+	+MB	+MB	+MB	/	+/+	<i>L.m L.w</i>	+	+	+	PA	PA	PA	/	+MB	+/+	<i>L.m L.w</i>	+	PA	2	c
2012	F37	Merguez	N	+LB	+LC	+LB	+MB	<i>L.in</i>	+	+MC	+MB	+MB	/	+	<i>L.in</i>	+	+	+	PA	PA	PA	+MB	+MB	+	<i>L.in</i>	+	PA	2	c
2012	F9	Horse sausages	N	+LA	+LA	+HA	+HA	<i>L.m</i>	+	+MA	+MA	+MA	/	+/+	<i>L.m</i>	+	+	+	PA	PA	PA	+HA	+HA	+/+	<i>L.m</i>	+	PA	2	c
2012	G10	Dry sausages	N	+LB	+LB	+MB	+MB	<i>L.w</i>	+	+LA	+MB	+MB	/	+	<i>L.w</i>	+	+	+	PA	PA	PA	+LB	+LB	+	<i>L.w</i>	+	PA	2	c
2012	J12	Dices of chorizo	N	-LE	-LE	+HB	+HB	<i>L.w</i>	+	+MB	+MB	+MB	/	+/+	<i>L.w</i>	+	+	+	PA	PA	PA	+MB	+MB	+/+	<i>L.w</i>	+	PA	2	c

DAIRY PRODUCTS

Year of validation	Code	Sample	CA	Reference method NF EN ISO 11290-1						Alternative method: AL <i>Listeria spp</i> detection method									AL <i>Listeria spp</i> - Test after Half Fraser storage for 72h at 5°C ± 3°C						Category	Type				
				Fraser 1/2		Fraser		Identifi- cation	Result	AL			Confirmation		Identifi- cation	Final result			Agreement			AL		Confirmation			Identifi- cation	Final result 48 h	Agree- ment AL 48 h	
				O&A agar	PALCAM	O&A agar	PALCAM			22 h	48 h	48 h + 72 h at 5°C ± 3°C	iQ Lmono	PALCAM		22h	48 h	72 h	22h	48 h	72 h	22h	48h							PALCAM
2009	I10	Munster cheese (raw milk)	N	Ø	Ø	Ø	Ø	/	-	Ø	Ø	Ø	/	/	/	-	-	-	NA	NA	NA								3	a
2012	B22	Brie de Meaux cheese	N	-LE	Ø	-LE	Ø	/	-	Ø	-LE	-LE	/	/	/	-	-	-	NA	NA	NA								3	a
2012	B23	Munster farmer cheese	N	-LE	Ø	-LE	Ø	/	-	Ø	-LE	-LE	/	/	/	-	-	-	NA	NA	NA								3	a
2012	B26	Brie de Meaux cheese	N	-LE	Ø	-LE	Ø	/	-	-LE	-LE	-LE	/	/	/	-	-	-	NA	NA	NA								3	a
2012	B30	Brie de Meaux cheese	N	-LE	Ø	-ME	Ø	/	-	-LE	-LE	-LE	/	/	/	-	-	-	NA	NA	NA								3	a
2012	B34	"Vieux Samer" with raw milk	N	Ø	Ø	Ø	Ø	/	-	Ø	-LE	-LE	/	/	/	-	-	-	NA	NA	NA								3	a
2012	B35	Camembert with raw milk	N	-LE	Ø	Ø	Ø	/	-	Ø	Ø	Ø	/	/	/	-	-	-	NA	NA	NA								3	a
2012	B36	Raw milk cheese with algae	N	Ø	Ø	Ø	Ø	/	-	Ø	-LE	-LE	/	/	/	-	-	-	NA	NA	NA								3	a
2012	B37	Raw milk cheese - Roblechon	N	-LE	-ME	-LE	-LE	/	-	-ME	-ME	-ME	/	/	/	-	-	-	NA	NA	NA								3	a
2012	C24	Raw milk cheese - Roblechon	N	-LE	Ø	-LE	Ø	/	-	Ø	-ME	-ME	/	/	/	-	-	-	NA	NA	NA								3	a
2012	F21	Roquefort	N	-ME	-LE	-ME	-ME	/	-	+MA	-ME	-ME	/	-	<i>Bacillus circulans</i>	-	-	-	PPNA	NA	NA	+MA	+MB	-	<i>Bacillus circulans</i>	-	PPNA	3	a	
2017	9	Cantal (raw milk cheese)	se	OM	OM	OM	OM	/	-	OM	OM	OM	/	/	/	-	-	-	NA	NA	NA	1h-L	1h-L	-	/	-	NA	3	a	
2017	13	Camembert (raw milk cheese)	se	OL	OL	OL	OL	/	-	OL	OL	OL	/	/	/	-	-	-	NA	NA	NA	0Ø	0L	/	/	-	NA	3	a	
2017	14	Camembert de Normandie (raw milk cheese)	se	0Ø	0Ø	0Ø	0Ø	/	-	0L	0L	0L	/	/	/	-	-	-	NA	NA	NA	0L	0L	/	/	-	NA	3	a	
2017	60	Neufchatel (raw milk cheese)	se	0Ø	0L	0Ø	0L	/	-	0Ø	0Ø	0Ø	/	/	/	-	-	-	NA	NA	NA	0Ø	0Ø	/	/	-	NA	3	a	
2017	61	Le Radin (raw milk goat cheese)	se	0Ø	0Ø	0Ø	0Ø	/	-	0Ø	0Ø	0Ø	/	/	/	-	-	-	NA	NA	NA	0Ø	0Ø	/	/	-	NA	3	a	
2017	11	Neufchatel (raw milk cheese)	se	0L	0L	0L	0L	/	-	0M	0M	0M	/	/	/	-	-	-	NA	NA	NA	1h+L	1h+L	+	L.m	+	PD	3	a	
2017	15	Boulette d'Avesnes (raw milk cheese)	se	0M	0H	0Ø	0Ø	/	-	0M	0M	0M	/	/	/	-	-	-	NA	NA	NA	(3)h+L	(5)h+M	+	L.m	+	PD	3	a	
2009	B10	Reblochon (raw milk cheese)	N	+MB	+MB	+MB	+MB	L.m	+	+HB	+HB	+HB	+	/	L.m	+	+	+	PA	PA	PA								3	a
2009	I9	St Nectaire (raw milk cheese)	N	+MB	+LB	+MA	+MA	L.m	+	+MA	+MB	+MB	+	/	L.m	+	+	+	PA	PA	PA								3	a
2017	10	Briquette fermière (raw milk cheese)	se	3h+L	2M	4h+Ø	4Ø	L.m	+	4h+L	4h+L	4h+L	/	+	L.m	+	+	+	PA	PA	PA	4h+Ø	4h+Ø	+	L.m	+	PA	3	a	
2017	12	Crotin (raw milk goat cheese)	se	1h+Ø	1M	4h+Ø	4L	L.m	+	2h+Ø	3h+Ø	2h+Ø	/	+	L.m	+	+	+	PA	PA	PA	3h+Ø	3h+Ø	+	L.m	+	PA	3	a	

DAIRY PRODUCTS

Year of validation	Code	Sample	CA	Reference method NF EN ISO 11290-1						Alternative method: AL <i>Listeria spp</i> detection method									AL <i>Listeria spp</i> - Test after Half Fraser storage for 72h at 5°C ± 3°C					Category	Type				
				Fraser 1/2		Fraser		Identifi- cation	Result	AL			Confirmation		Identifi- cation	Final result			Agreement			AL				Confirmation	Identifi- cation	Final result 48 h	Agree- ment AL 48 h
				O&A agar	PALCAM	O&A agar	PALCAM			22 h	48 h	48 h + 72 h at 5°C ± 3°C	iQ Lmono	PALCAM		22h	48 h	72 h	22h	48 h	72 h	22h	48h						
2017	16	Gruyère (raw milk cheese)	se	0Ø	0Ø	4h+Ø	4Ø	L.m	+	4h+Ø	4h+Ø	4h+Ø	/	+	L.m	+	+	+	PA	PA	PA	2h+Ø	2h+Ø	+	L.m	+	PA	3	a
2017	57	Cabecou (raw milk cheese)	se	(2)h+L	(3)L	3h+Ø	4Ø	L.m	+	(1)d M	(2)h+M	(2)h+M	/	+	L.m	+	+	+	PA	PA	PA	1h+L	2h+Ø	+	L.m	+	PA	3	a
2017	58	Le Savoyard (raw milk cheese)	se	(1)h+L	0M	3h+Ø	1H	L.m	+	2h+Ø	2h+L	2h+L	/	+	L.m	+	+	+	PA	PA	PA	2h+L	2h+Ø	+	L.m	+	PA	3	a
2017	59	Cheese (raw milk)	se	0L	0L	3h+L	3L	L.m	+	(2)h+Ø	1h+Ø	1h+Ø	/	+	L.m	+	+	+	PA	PA	PA	(4)h+L	1h+Ø	+	L.m	+	PA	3	a
2017	62	Petit reblochon (raw milk cheese)	se	0L	0L	4h+Ø	4Ø	L.m	+	(1)h+Ø	(2)h+Ø	2h+Ø	/	+	L.m	+	+	+	PA	PA	PA	(2)h+L	1h+Ø	+	L.m	+	PA	3	a
2017	63	Rigotte (raw milk goat cheese)	se	1h+Ø	1Ø	3h+Ø	4Ø	L.m	+	1h+Ø	1h+Ø	1h+Ø	/	+	L.m	+	+	+	PA	PA	PA	1dL	1h+Ø	+	L.m	+	PA	3	a
2017	64	Cantal (raw milk cheese)	se	(1)h+M	0Ø	4h+1h-Ø	4Ø	L.m,L.in	+	0Ø; 500µL: (3)h+Ø	0M; 500µL: (3)h+Ø	(3)h+Ø (500µl)	/	/; +	/ L.m (500 µl)	-	-	-	ND	ND	ND	(1)h+L	1h+Ø	+	L.m	+	PA	3	a
2017	65	Gruyère (raw milk cheese)	se	2h+Ø	2Ø	2Ø	4Ø	L.m	+	3h+Ø	3h+Ø	3h+Ø	/	+	L.m	+	+	+	PA	PA	PA	3h+Ø	3h+Ø	+	L.m	+	PA	3	a
2017	19	Raw milk	se	0L	0L	0Ø	0Ø	/	-	0L	0L	0L	/	/	/	-	-	-	NA	NA	NA	0Ø	0L	/	/	-	NA	3	b
2017	86	Raw butter	/	0L	0L	0Ø	0Ø	/	-	0L	0L	0L	/	/	/	-	-	-	NA	NA	NA	0L	0L	/	/	-	NA	3	b
2017	87	Fermented milk	/	0L	0L	0Ø	0Ø	/	-	0L	0L	0L	/	/	/	-	-	-	NA	NA	NA	0L	0L	/	/	-	NA	3	b
2017	88	Raw milk	/	0M	0M	0Ø	0Ø	/	-	0M	0M	0M	/	/	/	-	-	-	NA	NA	NA	0M	0M	/	/	-	NA	3	b
2017	89	Fermented milk	/	0Ø	0Ø	0Ø	0Ø	/	-	0Ø	0Ø	0Ø	/	/	/	-	-	-	NA	NA	NA	0Ø	0Ø	/	/	-	NA	3	b
2017	90	Lightly salted raw butter	/	0M	0M	0M	0M	/	-	0M	0M	0M	/	/	/	-	-	-	NA	NA	NA	0M	0M	/	/	-	NA	3	b
2017	91	Raw salted butter	/	0L	0L	0Ø	0Ø	/	-	0L	0L	0L	/	/	/	-	-	-	NA	NA	NA	0L	0L	/	/	-	NA	3	b
2017	92	Raw milk	/	0L	0L	0Ø	0Ø	/	-	0L	0L	0L	/	/	/	-	-	-	NA	NA	NA	0L	0L	/	/	-	NA	3	b
2017	97	Raw butter	/	0L	0L	0Ø	0Ø	/	-	0L	0L	0L	/	/	/	-	-	-	NA	NA	NA	0L	0L	/	/	-	NA	3	b
2017	98	Raw milk	/	0M	0M	0Ø	0Ø	/	-	0L	0L	0L	/	/	/	-	-	-	NA	NA	NA	0L	0L	/	/	-	NA	3	b
2012	B28	Raw milk cheese	N	+LB	+LA	+MA	+HB	L.in	+	+MB	+MB	+MB	/	+	L.in	+	+	+	PA	PA	PA	/	+MB	+	L.in	+	PA	3	b
2012	B31	Raw milk cheese	N	+MB	+MB	+MB	+MB	L.m L.in	+	+MA	+MB	+MB	/	+	L.m, L.in	+	+	+	PA	PA	PA	/	+MB	+	L.m L.in	+	PA	3	b
2012	C6	Raw milk cheese	N	+LA	+LB	+MB	+MB	L.in	+	+MA	+MA	+MA	/	+	L.in	+	+	+	PA	PA	PA	/	+MB	+	L.in	+	PA	3	b
2017	17	Raw butter	se	3h+Ø	3Ø	4h+Ø	4Ø	L.m	+	4h+Ø	4h+Ø	4h+Ø	/	+	L.m	+	+	+	PA	PA	PA	4h+Ø	4h+L	+	L.m	+	PA	3	b
2017	18	Raw cream	se	1h+Ø	2Ø	4h+Ø	4Ø	L.m	+	3h+Ø	3h+Ø	3h+Ø	/	+	L.m	+	+	+	PA	PA	PA	3h+Ø	3h+Ø	+	L.m	+	PA	3	b
2017	20	Fermented milk	se	3h+L	3Ø	4h+Ø	4L	L.m	+	4h+Ø	4h+Ø	4h+Ø	/	+	L.m	+	+	+	PA	PA	PA	4h+Ø	4h+Ø	+	L.m	+	PA	3	b
2017	21	Lightly salted raw butter	se	2h+Ø	2L	4h+Ø	4Ø	L.m	+	4h+Ø	4h+Ø	4h+Ø	/	+	L.m	+	+	+	PA	PA	PA	4h+Ø	4h+Ø	+	L.m	+	PA	3	b
2017	22	Raw butter	se	2h+1h-Ø	3Ø	4h+2h-Ø	4Ø	L.m,L.in	+	3h+L	3h+L	3h+L	/	+	L.m	+	+	+	PA	PA	PA	4h+Ø	4h+Ø	+	L.m	+	PA	3	b
2017	66	Raw salted butter	se	3h+Ø	4Ø	4Ø	4Ø	L.m	+	3h+Ø	3h+Ø	3h+Ø	/	+	L.m	+	+	+	PA	PA	PA	4h+Ø	4h+Ø	+	L.m	+	PA	3	b
2017	67	Raw butter	se	3h+Ø	3Ø	4h+2h-Ø	4Ø	L.m,L.in	+	3h+Ø	3h+Ø	3h+Ø	/	+	L.m	+	+	+	PA	PA	PA	4h+Ø	4h+Ø	+	L.m	+	PA	3	b

DAIRY PRODUCTS

Year of validation	Code	Sample	CA	Reference method NF EN ISO 11290-1						Alternative method: AL <i>Listeria spp</i> detection method									AL <i>Listeria spp</i> - Test after Half Fraser storage for 72h at 5°C ± 3°C						Category	Type			
				Fraser 1/2		Fraser		Identifi-cation	Result	AL			Confirmation		Identifi-cation	Final result			Agreement			AL		Confirmation			Identifi-cation	Final result 48 h	Agree-ment AL 48 h
				O&A agar	PALCAM	O&A agar	PALCAM			22 h	48 h	48 h + 72 h at 5°C ± 3°C	iQ Lmono	PALCAM		22h	48 h	72 h	22h	48 h	72 h	22h	48h						
2017	71	Raw butter	se	3h+Ø	3Ø	4h+2h-Ø	4Ø	<i>L.m,L.in</i>	+	3h+Ø	3h+Ø	4h+Ø	/	+	<i>L.m</i>	+	+	+	PA	PA	PA	4h+Ø	4h+Ø	+	<i>L.m</i>	+	PA	3	b
2009	J20	Milk powder	N	Ø	Ø	Ø	Ø	/	-	Ø	Ø	Ø	/	/	/	-	-	-	NA	NA	NA							3	c
2012	D12	Maroilles (cheese)	N	Ø	Ø	Ø	Ø	/	-	Ø	Ø	-LE	/	/	/	-	-	-	NA	NA	NA							3	c
2012	B33	Cheese	N	-LE	Ø	-ME	Ø	/	-	-LE	-LE	-LE	/	/	/	-	-	-	NA	NA	NA							3	c
2012	C2	Le ch'ti roux (cheese)	N	-LE	-LE	Ø	Ø	/	-	Ø	Ø	Ø	/	/	/	-	-	-	NA	NA	NA							3	c
2012	G3	Camembert (cheese)	N	Ø	Ø	Ø	Ø	/	-	Ø	Ø	Ø	/	-	/	-	-	-	NA	NA	NA							3	c
2012	F38	Goat cheese	O	-LE	-LE	-LE	-ME	/	-	+MB	-ME	-ME	/	-	<i>Bacillus circulans</i>	-	-	-	PPNA	NA	NA	+MB	+MB	-	<i>Bacillus circulans</i>	-	PPNA	3	c
2012	F39	Ewe ricotta	O	Ø	Ø	Ø	Ø	/	-	Ø	Ø	-LE	/	-	/	-	-	-	NA	NA	NA							3	c
2012	F40	Goat cheese	O	-ME	-LE	-LE	-LE	/	-	+MB	+MB	+MB	/	-	<i>Bacillus circulans</i>	-	-	-	PPNA	PPNA	NA	+MB	+MB	-	<i>Bacillus circulans</i>	-	PPNA	3	c
2012	F41	Goat cheese	O	-LE	-LE	Ø	-ME	/	-	+LB?	-LE	-LE	/	-	<i>Bacillus circulans</i>	-	-	-	PPNA	NA	NA	+LA(2)	+LA(2)	-	<i>Bacillus circulans</i>	-	PPNA	3	c
2012	B24	P'tit Bergues ripe cheese	N	-LE	-LE	-LE	-LE	/	-	-LE	-LE	-LE	/	/	/	-	-	-	NA	NA	NA							3	c
2012	B29	Neufchatel (cheese)	N	-LE	-LE	-ME	-ME	/	-	Ø	Ø	Ø	/	/	/	-	-	-	NA	NA	NA							3	c
2012	B32	Cheese "le Boulonnais"	N	Ø	Ø	Ø	Ø	/	-	Ø	-LE	-LE	/	/	/	-	-	-	NA	NA	NA							3	c
2012	C7	Le ch'ti roux (cheese)	N	-LE	-LE	Ø	Ø	/	-	Ø	Ø	-LE	/	/	/	-	-	-	NA	NA	NA							3	c
2012	B25	Goat cheese	N	-LE	-LE	-LE	-ME	/	-	+MB	+MB	+MB	/	-	<i>Bacillus circulans</i>	-	-	-	PPNA	PPNA	NA	/	+MB	-	<i>Bacillus circulans</i>	-	PPNA	3	c
2017	23	St Morêt (pasteurised milk cheese)	se	0L	0L	0H	0M	/	-	0M	0M	0M	/	/	/	-	-	-	NA	NA	NA	0L	0M	/	/	-	NA	3	c
2017	24	Strawberry milk (pasteurised milk)	se	0Ø	0Ø	0Ø	0Ø	/	-	0Ø	0Ø	0Ø	/	/	/	-	-	-	NA	NA	NA	0Ø	0Ø	/	/	-	NA	3	c
2009	G7	Tomme (cheese)	N	+LB	+LA	+MB	+MA	<i>L.m L.in</i>	+	+MB	+MB	+MB	+	/	<i>L.m L.in</i>	+	+	+	PA	PA	PA							3	c
2009	G6	Pyrénées (goat's milk cheese)	N	+LB	+LB	+MA	+MB	<i>L.m</i>	+	+MA	+MA	+MB	+	/	<i>L.m</i>	+	+	+	PA	PA	PA							3	c
2012	J4	Maroille (farmer cheese)	N	+MB	+MB	+MB	+MB	<i>L.m</i>	+	+MA	+MB	+MB	/	+	<i>L.m</i>	+	+	+	PA	PA	PA	+MA	+MB	+	<i>L.m</i>	+	PA	3	c
2012	B21	Munster (cheese)	N	+MA	+MB	+HB	+HB	<i>L.in</i>	+	+HA	+HA	+HA	/	+	<i>L.in</i>	+	+	+	PA	PA	PA	/	+HA	+	<i>L.in</i>	+	PA	3	c
2012	C3	Bergues cheese	N	+MB	+LB	+MB	+MB	<i>L.m L.in</i>	+	+MB	+MB	+MB	/	+/+	<i>L.m L.in</i>	+	+	+	PA	PA	PA	/	+MB	+/+	<i>L.m L.in</i>	+	PA	3	c
2012	F19	Dices of raclette (cheese)	N	+MA	+MB	+MA	+HB	<i>L.in</i>	+	+MA	+MA	+MA	/	+	<i>L.in</i>	+	+	+	PA	PA	PA	+MA	+MA	+	<i>L.in</i>	+	PA	3	c
2012	F20	Le ch'ti roux cheese	N	+MB	+MA	+MB	+MB	<i>L.m</i>	+	+MA	+MA	+MA	/	+	<i>L.m</i>	+	+	+	PA	PA	PA	+MA	+MA	+	<i>L.m</i>	+	PA	3	c
2012	G2	Cheese	N	+MA	+MA	+MB	+MB	<i>L.m</i>	+	+MA	+MA	+MA	/	+	<i>L.m</i>	+	+	+	PA	PA	PA	+MA	+MA	+	<i>L.m</i>	+	PA	3	c
2012	J5	Cheese for pizza	N	+MA	+MB	+MA	+MB	<i>L.in</i>	+	+MA	+MB	+MB	/	+	<i>L.in</i>	+	+	+	PA	PA	PA	+MB	+MB	+	<i>L.in</i>	+	PA	3	c

DAIRY PRODUCTS

Year of validation	Code	Sample	CA	Reference method NF EN ISO 11290-1						Alternative method: AL <i>Listeria spp</i> detection method										AL <i>Listeria spp</i> - Test after Half Fraser storage for 72h at 5°C ± 3°C					Category	Type			
				Fraser 1/2		Fraser		Identifi- cation	Result	AL			Confirmation		Identifi- cation	Final result			Agreement			AL		Confirmation			Identifi- cation	Final result 48 h	Agree- ment AL 48 h
				O&A agar	PALCAM	O&A agar	PALCAM			22 h	48 h	48 h + 72 h at 5°C ± 3°C	iQ Lmono	PALCAM		22h	48 h	72 h	22h	48 h	72 h	22h	48h	PALCAM					
2012	G17	Goat farmer cheese	N	+LB	+MB	+MB	+MB	<i>L.iv</i>	+	+MA	+MB	+MB	/	+	<i>L.iv</i>	+	+	+	PA	PA	PA	+MA	+MB	+	<i>L.iv</i>	+	PA	3	c
2012	B12	Pizza with cheese	N	+MB	+MB	+MB	+MB	<i>L.m L.w</i>	+	+MA	+MB	+MB	/	+/+	<i>L.m L.w</i>	+	+	+	PA	PA	PA	/	+MB	+/+	<i>L.m L.w</i>	+	PA	3	c
2012	B13	Pizza with cheese	N	+MA	+MB	+MB	+MB	<i>L.w</i>	+	+MB	+MB	+MB	/	+	<i>L.w</i>	+	+	+	PA	PA	PA	/	+MB	+	<i>L.w</i>	+	PA	3	c
2017	25	Yaourt (pasteurised milk)	se	4h+Ø	4Ø	4h+Ø	4Ø	<i>L.m</i>	+	4h+Ø	4h+Ø	4h+Ø	/	+	<i>L.m</i>	+	+	+	PA	PA	PA	4h+Ø	4h+Ø	+	<i>L.m</i>	+	PA	3	c
2017	26	Camembert (pasteurised milk cheese)	se	0M	0H	4h+Ø	4L	<i>L.m</i>	+	4h+Ø	4h+Ø	4h+Ø	/	+	<i>L.m</i>	+	+	+	PA	PA	PA	4h+Ø	4h+Ø	+	<i>L.m</i>	+	PA	3	c
2017	27	Goat cheese (pasteurised milk)	se	3h+Ø	3Ø	4h+M	4Ø	<i>L.m</i>	+	4h+L	4h+M	4h+M	/	+	<i>L.m</i>	+	+	+	PA	PA	PA	4h+Ø	4h+Ø	+	<i>L.m</i>	+	PA	3	c
2017	28	Pasteurised milk	se	2h+Ø	3Ø	4h+Ø	4Ø	<i>L.m</i>	+	3h+Ø	3h+Ø	3h+Ø	/	+	<i>L.m</i>	+	+	+	PA	PA	PA	4h+Ø	4h+Ø	+	<i>L.m</i>	+	PA	3	c
2017	68	Langres (pasteurised milk chees)	se	2h+L	2Ø	4h+Ø	4Ø	<i>L.m</i>	+	2h+Ø	2h+Ø	2h+Ø	/	+	<i>L.m</i>	+	+	+	PA	PA	PA	3h+Ø	4h+Ø	+	<i>L.m</i>	+	PA	3	c
2017	69	Pasteurised milk, taste strawberry	se	3h+Ø	4Ø	4h+Ø	4Ø	<i>L.m</i>	+	3h+Ø	3h+Ø	3h+Ø	/	+	<i>L.m</i>	+	+	+	PA	PA	PA	4h+Ø	4h+Ø	+	<i>L.m</i>	+	PA	3	c
2017	70	Pasteurised milk, taste chocolate	se	3h+Ø	4Ø	4h+Ø	4Ø	<i>L.m</i>	+	3h+Ø	3h+Ø	4h+Ø	/	+	<i>L.m</i>	+	+	+	PA	PA	PA	4h+Ø	4h+Ø	+	<i>L.m</i>	+	PA	3	c
2017	72	Cream (pasteurised milk)	se	3h+2h-Ø	3Ø	3h+2h-Ø	3Ø	<i>L.m,L.in</i>	+	3h+Ø	3h+Ø	3h+Ø	/	+	<i>L.m</i>	+	+	+	PA	PA	PA	4h+Ø	4h+Ø	+	<i>L.m</i>	+	PA	3	c

VEGETABLES

Year of validation	Code	Sample	CA	Reference method NF EN ISO 11290-1						Alternative method: AL <i>Listeria spp</i> detection method									AL <i>Listeria spp</i> - Test after Half Fraser storage for 72h at 5°C ± 3°C					Category	Type				
				Fraser 1/2		Fraser		Identifi- cation	Result	AL			Confirmation		Identifi- cation	Final result			Agreement			AL				Confirmation	Identifi- cation	Final result 48 h	Agree- ment AL 48 h
				O&A agar	PALCAM	O&A agar	PALCAM			22 h	48 h	48 h + 72 h at 5°C ± 3°C	iQ Lmono	PALCAM		22h	48 h	72 h	22h	48 h	72 h	22h	48h			PALCAM			
2009	B7	Broccoli	N	∅	∅	∅	∅	/	-	∅	∅	∅	/	/	/	-	-	-	NA	NA	NA							4	a
2009	E6	Broccoli	N	∅	∅	∅	∅	/	-	∅	∅	-ME	/	/	/	-	-	-	NA	NA	NA							4	a
2009	M8	Salad	N	∅	∅	∅	∅	/	-	-ME	-ME	-ME	/	/	/	-	-	-	NA	NA	NA							4	a
2009	H19	Reddish	N	∅	∅	∅	∅	/	-	∅	∅	-ME	/	/	/	-	-	-	NA	NA	NA							4	a
2012	L10	Lentils	N	∅	∅	-LE	-LE	/	-	∅	∅	∅	/	/	/	-	-	-	NA	NA	NA							4	a
2012	E4	Chips	N	∅	∅	∅	∅	/	-	∅	∅	∅	/	/	/	-	-	-	NA	NA	NA							4	a
2012	J3	Deep-freeze aromatic herbs	N	∅	∅	∅	∅	/	-	∅	-LE	-LE	/	/	/	-	-	-	NA	NA	NA							4	a
2012	L13	Spinach	N	-LE	∅	-LE	-LE	/	-	-LE	-LE	-LE	/	/	/	-	-	-	NA	NA	NA							4	a
2017	30	Carrot (raw)	se	0∅	0∅	0∅	0∅	/	-	0∅	0∅	0∅	/	/	/	-	-	-	NA	NA	NA	0∅	0∅	/	/	-	NA	4	a
2009	L5	Cauliflower	N	+MB	+MA	+MA	+HA	L.m	+	+MA	+MB	+MA	+	/	L.m	+	+	+	PA	PA	PA							4	a
2012	E3	Chips	N	+MB	+MB	+MB	+MB	L.m	+	+MA	+MB	+MB	/	+	L.m	+	+	+	PA	PA	PA	+MB	+MB	+	L.m	+	PA	4	a
2012	F23	Deep-freeze chips	N	+MB	+LA	+MB	+MB	L.in	+	+MA	+MB	+MB	/	+	L.in	+	+	+	PA	PA	PA	+MA	+MB	+	L.in	+	PA	4	a
2012	F24	Deep-freeze chips	N	+MB	+MB	+MA	+MB	L.m	+	+MA	+MA	+MA	/	+	L.m	+	+	+	PA	PA	PA	+MA	+MB	+	L.m	+	PA	4	a
2012	H13	Deep-freeze chips	N	+LA	+LB(2)	-LE	-ME	L.g	+	+MB	+MB	+MB	/	+	L.g	+	+	+	PA	PA	PA	+MB	+MB	+	L.g	+	PA	4	a
2012	I9	Chips	N	+MB	+LB	+MB	+MB	L.m	+	+MB	+MB	+MB	/	+	L.m	+	+	+	PA	PA	PA	+MB	+MB	+	L.m	+	PA	4	a
2012	J1	Chips	N	+MB	+MB	+HB	+HB	L.m	+	+MA	+MB	+MB	/	+	L.m	+	+	+	PA	PA	PA	+MA	+MB	+	L.m	+	PA	4	a
2012	K7	Chips	N	+LA	+LB	+MB	+MB	L.m	+	+MB	+MB	+MB	/	+	L.m	+	+	+	PA	PA	PA	/	+MB	+	L.m	+	PA	4	a
2017	29	Mango (raw)	se	4h+2h-∅	3∅	3h+2h-∅	2∅	L.in	+	4h+∅	4h+∅	4h+∅	/	+	L.m	+	+	+	PA	PA	PA	4h+∅	4h+∅	+	L.m	+	PA	4	a
2017	31	Celery (raw)	se	1h+∅	2∅	4h+1h-∅	4∅	L.in	+	2h+∅	3h+∅	2h+∅	/	+	L.m	+	+	+	PA	PA	PA	2h+∅	3h+∅	+	L.m	+	PA	4	a
2017	76	Carrot (raw)	se	3h+2h-∅	3∅	4h+1h-∅	4∅	L.in	+	3h+∅	3h+∅	3h+∅	/	+	L.m	+	+	+	PA	PA	PA	3h+∅	4h+∅	+	L.m	+	PA	4	a
2009	D6	Frozen French fries	N	∅	∅	∅	∅	/	-	∅	∅	∅	/	/	/	-	-	-	NA	NA	NA							4	b
2009	D8	Frozen potatoes	N	∅	∅	∅	∅	/	-	∅	∅	∅	/	/	/	-	-	-	NA	NA	NA							4	b
2012	B4	Lettuce mix	N	-LE	-LE	-LE	-LE	/	-	∅	-LE	-LE	/	/	/	-	-	-	NA	NA	NA							4	b
2012	E16	Fried vegetables	N	∅	∅	∅	∅	/	-	∅	∅	∅	/	/	/	-	-	-	NA	NA	NA							4	b
2012	H25	Mix salad	N	-ME	∅	∅	∅	/	-	-ME	-ME	-ME	/	/	/	-	-	-	NA	NA	NA							4	b
2012	M4	Minced red cabbage	N	-LE	-LE	-LE	-LE	/	-	-LE	-LE	-LE	/	/	/	-	-	-	NA	NA	NA							4	b
2012	K5	Vegetables mix	N	∅	∅	∅	∅	/	-	-LE	-LE	-LE	/	/	/	-	-	-	NA	NA	NA							4	b
2009	B4	Frozen French fries	N	+LB	+LA	+HB	+HB	L.m L.se	+	+MA	+HB	+HB	+	/	L.m L.se	+	+	+	PA	PA	PA							4	b
2009	D7	Frozen French fries	N	+MA	+MA	+HA	+MA	L.m	+	+HA	+HA	+HA	+	/	L.m	+	+	+	PA	PA	PA							4	b
2009	D14	Frozen French fries	N	+MA	+MB	+MB	+MB	L.m L.se	+	+HA	+HA	+HA	+	/	L.m L.se	+	+	+	PA	PA	PA							4	b
2009	D17	Frozen French fries	N	+MA	+MB	+HA	+MB	L.m	+	+HA	+HA	+HA	+	/	L.m	+	+	+	PA	PA	PA							4	b

VEGETABLES

Year of validation	Code	Sample	CA	Reference method NF EN ISO 11290-1			Alternative method: AL <i>Listeria spp</i> detection method										AL <i>Listeria spp</i> - Test after Half Fraser storage for 72h at 5°C ± 3°C					Category	Type							
				Fraser 1/2		Fraser		Identification	Result	AL			Confirmation		Identification	Final result			Agreement					AL		Confirmation	Identification	Final result 48 h	Agreement AL 48 h	
				O&A agar	PALCAM	O&A agar	PALCAM			22 h	48 h	48 h + 72 h at 5°C ± 3°C	iQ Lmono	PALCAM		22h	48 h	72 h	22h	48 h	72 h			22h	48h					PALCAM
2009	E8	Frozen French fries	N	+MA	+LA	+MA	+MA	L.m	+	+MA	+MA	+MA	+	/	L.m	+	+	+	PA	PA	PA							4	b	
2009	L1	Frozen French fries	N	-LE	-LE	+MA	+MA	L.m	+	+LA(2)	+LC(2)	+LB	+	/	L.m	+	+	+	PA	PA	PA							4	b	
2009	L2	Frozen French fries	N	+MA	+MB	+MA	+MB	L.m	+	+MA	+MA	+MA	+	/	L.m	+	+	+	PA	PA	PA							4	b	
2009	L3	Frozen roasted potatoes	N	+MA	+MA	+MA	+MB	L.m	+	+MA	+MA	+MA	+	/	L.m	+	+	+	PA	PA	PA							4	b	
2009	L4	Frozen French fries	N	+LB	+LB	+MB	+MB	L.m L.se	+	+LB	+MB	+MB	+	/	L.m L.se	+	+	+	PA	PA	PA							4	b	
2009	L6	Frozen French fries	N	+MB	+MA	+MB	+MB	L.m	+	+MA	+MA	+MA	+	/	L.m	+	+	+	PA	PA	PA							4	b	
2009	L7	Frozen French fries	N	+MB	+MB	+MA	+MA	L.m	+	+MA	+MA	+MA	+	/	L.m	+	+	+	PA	PA	PA							4	b	
2009	C1	Steam vegetables	N	+MA	+MA	+MA	+HA	L.m	+	+MA	+MA	+HA	+	/	L.m	+	+	+	PA	PA	PA							4	b	
2012	D8	Fried vegetables	N	+MA	+MA	+MB	+MB	L.m	+	+MA	+MA	+MB	/	+	L.m	+	+	+	PA	PA	PA	+MB	+MB	+	L.m	+	PA	4	b	
2012	K6	Cucumbers and tomatoes	N	+LA	+LA	+MA	+HA	L.m	+	+LC	+LC	+LC	/	+	L.m	+	+	+	PA	PA	PA	/	+MC	+	L.m	+	PA	4	b	
2017	38	Celery, carrot, chicory	N	00	00	00	00	/	-	1h+1h-0	1h+1h-0	1h+1h-0	/	+	L.m,L.w	+	+	+	PD	PD	PD	1h+0	1h+0	+	L.m	+	PD	4	b	
2009	M1	Grated carrots	O	0	0	0	0	/	-	0	0	0	/	/	/	-	-	-	NA	NA	NA							4	c	
2009	M2	Grated carrots	O	0	0	0	0	/	-	0	0	0	/	/	/	-	-	-	NA	NA	NA							4	c	
2009	M5	Grated carrots	N	0	0	0	0	/	-	0	0	0	/	/	/	-	-	-	NA	NA	NA							4	c	
2009	M6	Grated carrots	N	0	0	0	0	/	-	0	-LE	-LE	/	/	/	-	-	-	NA	NA	NA							4	c	
2009	A3	Tomato salad	N	0	0	0	0	/	-	0	0	0	/	/	/	-	-	-	NA	NA	NA							4	c	
2009	B2	Fried vegetables	N	0	0	0	0	/	-	0	0	0	/	/	/	-	-	-	NA	NA	NA							4	c	
2012	L11	Minced carrots	N	0	0	0	0	/	-	0	0	0	/	/	/	-	-	-	NA	NA	NA							4	c	
2009	D11	Fried vegetables	N	0	0	0	0	/	-	0	0	-ME	/	/	/	-	-	-	NA	NA	NA							4	c	
2009	E5	Fried vegetables and mushrooms	N	0	0	0	0	/	-	0	0	-ME	/	/	/	-	-	-	NA	NA	NA							4	c	
2017	78	Grated carrots with vinaigrette	se	00	00	00	00	/	-	00	00	00	/	/	/	-	-	-	NA	NA	NA	00	00	/	/	-	NA	4	c	
2017	96	Celery salad	/	00	00	00	00	/	-	00	00	00	/	/	/	-	-	-	NA	NA	NA	00	00	/	/	-	NA	4	c	
2017	99	Salad Macedoine	/	00	00	00	00	/	-	0L	0L	0L	/	/	/	-	-	-	NA	NA	NA	0L	0L	/	/	-	NA	4	c	
2012	H9	Minced spinach	N	+MB	+MB	+MB	+MB	L.m L.in	+	+MB	+MB	+MB	/	+/+	L.m L.in	+	+	+	PA	PA	PA	+MB*	+MB	+/+	L.m L.in	+	PA	4	c	
2017	32	Juice Mango & passion fruit	se	3h+0	30	4h+0	40	L.m	+	3h+0	3h+0	3h+0	/	+	L.m	+	+	+	PA	PA	PA	3h+0	4h+0	+	L.m	+	PA	4	c	
2017	33	Orange juice	se	2h+0	20	4h+0	40	L.m	+	3h+0	3h+0	3h+0	/	+	L.m	+	+	+	PA	PA	PA	4h+0	4h+0	+	L.m	+	PA	4	c	
2017	34	Mushroom	se	2h+0	20	4h+1h-0	40	L.in	+	3h+0	3h+0	3h+0	/	+	L.m	+	+	+	PA	PA	PA	4h+0	4h+0	+	L.m	+	PA	4	c	
2017	35	Tomato confit	se	1h+0	10	4h+1h-0	40	L.in	+	3h+0	3h+0	3h+0	/	+	L.m	+	+	+	PA	PA	PA	2h+0	3h+0	+	L.m	+	PA	4	c	
2017	36	Tapenade	N	2h+0	20	4h+2h-0	40	L.m,L.w	+	3h+2h-0	3h+2h-0	3h+2h-0	/	+	L.m,L.w	+	+	+	PA	PA	PA	4h+3h-0	4h+3h-0	+	L.m, L.w	+	PA	4	c	

VEGETABLES

Year of validation	Code	Sample	CA	Reference method NF EN ISO 11290-1							Alternative method: AL <i>Listeria spp</i> detection method										AL <i>Listeria spp</i> - Test after Half Fraser storage for 72h at 5°C ± 3°C					Category	Type			
				Fraser 1/2		Fraser		Identification	Result	AL			Confirmation		Identification	Final result			Agreement			AL		Confirmation	Identification			Final result 48 h	Agreement AL 48 h	
				O&A agar	PALCAM	O&A agar	PALCAM			22 h	48 h	48 h + 72 h at 5°C ± 3°C	iQ Lmono	PALCAM		22h	48 h	72 h	22h	48 h	72 h	22h	48h							PALCAM
2017	37	Mashed eggplant	N	2h+1h-Ø	2Ø	4h+2h-Ø	4Ø	<i>L.m,L.w</i>	+	2h+2h-Ø	3h+2h-Ø	3h+2h-Ø	/	+	<i>L.m,L.w</i>	+	+	+	PA	PA	PA	4h+3h-Ø	4h+3h-Ø	+	<i>L.m, L.w</i>	+	PA	4	c	
2017	77	Mixed salad (macédoine)	se	3h+2h-Ø	4Ø	3h+2h-Ø	3Ø	<i>L.in</i>	+	4h+Ø	4h+Ø	4h+Ø	/	+	<i>L.m</i>	+	+	+	PA	PA	PA	3h+Ø	4h+Ø	+	<i>L.m</i>	+	PA	4	c	

SEAFOOD PRODUCTS																													
Year of validation	Code	Sample	CA	Reference method NF EN ISO 11290-1						Alternative method: AL <i>Listeria spp</i> detection method										AL <i>Listeria spp</i> - Test after Half Fraser storage for 72h at 5°C ± 3°C						Category	Type		
				Fraser 1/2		Fraser		Identifi- cation	Result	AL			Confirmation		Identifi- cation	Final result			Agreement			AL		Confirmation	Identifi- cation			Final result 48 h	Agree- ment AL 48 h
				O&A agar	PALCAM	O&A agar	PALCAM			22 h	48 h	48 h + 72 h at 5°C ± 3°C	iQ Lmono	PALCAM		22h	48 h	72 h	22h	48 h	72 h	22h	48h	PALCAM					
2009	K8	Fish fillet	N	Ø	Ø	Ø	-LE	/	-	Ø	Ø	Ø	/	/	/	-	-	-	NA	NA	NA							5	a
2009	K11	Fish fillet	N	Ø	Ø	Ø	Ø	/	-	Ø	Ø	Ø	/	/	/	-	-	-	NA	NA	NA							5	a
2009	K12	Perch fillet	N	Ø	Ø	Ø	Ø	/	-	Ø	Ø	Ø	/	/	/	-	-	-	NA	NA	NA							5	a
2012	D10	Shrimps	N	-LE	-LE	-LE	-LE	<i>Lactobacillus</i>	-	-ME	-ME	-ME	/	/	<i>Lactobacillus</i>	-	-	-	NA	NA	NA	-LE	-LE	/	<i>Lactobacillus</i>	-	NA	5	a
2012	D19	Fillet whiting	N	Ø	Ø	Ø	Ø	/	-	Ø	Ø	Ø	/	/	/	-	-	-	NA	NA	NA							5	a
2012	F29	Shrimps	N	-LE	-ME	-LE	-ME	/	-	-ME	-ME	-ME	/	/	/	-	-	-	NA	NA	NA							5	a
2012	F30	Shrimps	N	Ø	-LE	Ø	Ø	/	-	-LE	-LE	-LE	/	/	/	-	-	-	NA	NA	NA							5	a
2012	F32	Scampis	N	+LA	-LE	-LE	Ø	<i>Bacillus circulans</i>	-	+MA	+MA	+MA	-	/	<i>Bacillus circulans</i>	-	-	-	PPNA	PPNA	NA	+LA	+LB	-	<i>Bacillus circulans</i>	-	PPNA	5	a
2012	J7	Cuttlefish	N	-LE	Ø	Ø	Ø	/	-	-LE	-LE	-LE	/	/	/	-	-	-	NA	NA	NA							5	a
2009	A22	Tartar of white fish	N	+MA	+MA	+MA	+MA	<i>L.m</i>	+	+MB	+MB	+MB	+	/	<i>L.m</i>	+	+	+	PA	PA	PA							5	a
2009	B14	Crayfish	N	+HB	+HA	+HB	+HA	<i>L.m</i>	+	+HA	+HB	+HA	+	/	<i>L.m</i>	+	+	+	PA	PA	PA							5	a
2009	F17	Shrimps	N	+LB	+LB	+HA	+HA	<i>L.m</i>	+	+MA	+MA	+MA	+	/	<i>L.m</i>	+	+	+	PA	PA	PA							5	a
2009	F18	Shrimps	N	+MA	+MB	+HB	+HA	<i>L.m</i>	+	+HA	+HA	+HA	+	/	<i>L.m</i>	+	+	+	PA	PA	PA							5	a
2009	F19	Shrimps	N	+MA	+MA	+HB	+MB	<i>L.m</i>	+	+MA	+MA	+MA	+	/	<i>L.m</i>	+	+	+	PA	PA	PA							5	a
2012	B11	Shrimps	N	+MA	+MA	+MA	+MB	<i>L.m</i>	+	+MA	+MA	+MA	/	+	<i>L.m</i>	+	+	+	PA	PA	PA	/	+MA	+	<i>L.m</i>	+	PA	5	a
2012	C9	Pangasus fillet	N	+MB	+MB	+MB	+MB	<i>L.m</i>	+	+MA	+MB	+MB	/	+	<i>L.m</i>	+	+	+	PA	PA	PA	/	+MB*	+	<i>L.m</i>	+	PA	5	a
2012	C18	Brown shrimps	N	+MB	-ME	+MB	+MD	<i>L.m</i>	+	+MB	+MB	+MB	/	+	<i>L.m</i>	+	+	+	PA	PA	PA	/	+MB	+	<i>L.m</i>	+	PA	5	a
2012	D14	Pangasus fillet	N	+MB	+MB	+MB	+MB	<i>L.m</i>	+	+MB	+MB	+MB	/	+	<i>L.m</i>	+	+	+	PA	PA	PA	+MB	+MB	+	<i>L.m</i>	+	PA	5	a
2012	H5	Pangasus fillet	N	+MA	+MA	+MA	+MA	<i>L.m</i>	+	+MA	+MA	+MA	/	+	<i>L.m</i>	+	+	+	PA	PA	PA	+MA	+MA	+	<i>L.m</i>	+	PA	5	a
2012	H7	Scampis	N	+LB	+MB	+LB	+MB	<i>L.m L.s</i>	+	+MB	+MB	+MB	/	+	<i>L.m L.s</i>	+	+	+	PA	PA	PA	+MB	+MB	+	<i>L.m L.se</i>	+	PA	5	a
2012	H26	Deep-freeze sea fruit cocktail	N	+LC (3)	Ø	+LA	+LB	<i>L.m</i>	+	+LC (1)	+LC (1)	+LC(1)	/	+	<i>L.m</i>	+	+	+	PA	PA	PA	+MC(1)	+MC(1)	+	<i>L.m</i>	+	PA	5	a
2012	H28	Pangasus fillet	N	+MB	+MB	+LB	+MB	<i>L.m</i>	+	+MB	+MB	+MB	/	+	<i>L.m</i>	+	+	+	PA	PA	PA	+MB	+MB	+	<i>L.m</i>	+	PA	5	a
2012	J8	Shrimps	N	+LA	+LB	+LA	+MB	<i>L.m</i>	+	+MA	+MA	+MA	/	+	<i>L.m</i>	+	+	+	PA	PA	PA	+MB	+MB	+	<i>L.m</i>	+	PA	5	a
2012	K10	Pangasus fillet	N	+MA	+MA	+MB	+MB	<i>L.m</i>	+	+MB	+MB	+MB	/	+	<i>L.m</i>	+	+	+	PA	PA	PA	/	+MB	+	<i>L.m</i>	+	PA	5	a
2009	B12	Smoked herring	N	Ø	Ø	Ø	Ø	/	-	Ø	Ø	Ø	/	/	/	-	-	-	NA	NA	NA							5	b
2009	L19	Kippers	N	Ø	Ø	Ø	Ø	/	-	Ø	Ø	Ø	/	/	/	-	-	-	NA	NA	NA							5	b
2012	C10	Piece of Atlantic salmon	N	Ø	Ø	Ø	Ø	/	-	Ø	Ø	Ø	/	/	/	-	-	-	NA	NA	NA							5	b
2012	C21	Piece of salmon	N	Ø	Ø	Ø	Ø	/	-	Ø	Ø	Ø	/	/	/	-	-	-	NA	NA	NA							5	b
2012	E11	Piece of salmon	N	Ø	Ø	Ø	Ø	/	-	Ø	Ø	Ø	/	/	/	-	-	-	NA	NA	NA							5	b
2012	B10	Smoked trout	N	Ø	Ø	-LE	-LE	/	-	Ø	Ø	Ø	/	/	/	-	-	-	NA	NA	NA							5	b
2012	J13	Marinated herrings	N	Ø	Ø	Ø	Ø	/	-	Ø	Ø	Ø	/	/	/	-	-	-	NA	NA	NA							5	b
2012	K12	Smoked scallops	N	Ø	Ø	Ø	Ø	/	-	Ø	Ø	Ø	/	/	/	-	-	-	NA	NA	NA							5	b
2009	F12	Smoked salmon	N	+HB	+HA	-HE	+MA	<i>L.m L.in</i>	+	+HD	+HB	+HC	+	/	<i>L.m L.in</i>	+	+	+	PA	PA	PA							5	b

SEAFOOD PRODUCTS																													
Year of validation	Code	Sample	CA	Reference method NF EN ISO 11290-1						Alternative method: AL <i>Listeria spp</i> detection method										AL <i>Listeria spp</i> - Test after Half Fraser storage for 72h at 5°C ± 3°C						Category	Type		
				Fraser 1/2		Fraser		Identifi-cation	Result	AL			Confirmation		Identifi-cation	Final result			Agreement			AL		Confirmation	Identifi-cation			Final result 48 h	Agree-ment AL 48 h
				O&A agar	PALCAM	O&A agar	PALCAM			22 h	48 h	48 h + 72 h at 5°C ± 3°C	iQ Lmono	PALCAM		22h	48 h	72 h	22h	48 h	72 h	22h	48h	PALCAM					
2009	H8	Smoked salmon	N	+MA	+MA	+MA	+MA	<i>L.m</i>	+	+MA	+MA	+HA	+	/	<i>L.m</i>	+	+	+	PA	PA	PA						5	b	
2009	H14	Smoked salmon Scotland	N	+MA	+LA	+MA	+MA	<i>L.m</i>	+	+MA	+MA	+MA	+	/	<i>L.m</i>	+	+	+	PA	PA	PA						5	b	
2009	H18	Smoked salmon	N	+MA	+LB	+MA	+MA	<i>L.m</i>	+	+MA	+MA	+MA	+	/	<i>L.m</i>	+	+	+	PA	PA	PA						5	b	
2009	L15	Smoked salmon	N	+LA	+LA	+MA	+LA	<i>L.m</i>	+	+LA	+LB	+LB	+	/	<i>L.m</i>	+	+	+	PA	PA	PA						5	b	
2012	B9	Smoked salmon from Norway	N	+MA	+MA	+MA	+HA	<i>L.m</i>	+	+MA	+MB	+MB	/	+	<i>L.m</i>	+	+	+	PA	PA	PA	/	+MB	+	<i>L.m</i>	+	PA	5	b
2012	C8	Smoked haddock fillet	N	+LB	+LB	+LB	+LB	<i>L.in</i>	+	+LA	+LB	+LB	/	+	<i>L.in</i>	+	+	+	PA	PA	PA	/	+MB	+	<i>L.in</i>	+	PA	5	b
2012	C11	Smoked haddock fillet	N	+MC	+LB	+LB	+MB	<i>L.in</i>	+	+MB	+MB	+MB	/	+	<i>L.in</i>	+	+	+	PA	PA	PA	/	+MB	+	<i>L.in</i>	+	PA	5	b
2012	C15	Smoked halibut	N	+LA(5)	+LA(3)	+MB	+MB	<i>L.m</i>	+	+LA	+LA	+LA	/	+	<i>L.m</i>	+	+	+	PA	PA	PA	/	+MA	+	<i>L.m</i>	+	PA	5	b
2012	C16	Smoked trout	N	+LA	+LA	+MB	+MB	<i>L.in</i>	+	+MA	+MB	+MB	/	+	<i>L.in</i>	+	+	+	PA	PA	PA	/	+MB	+	<i>L.in</i>	+	PA	5	b
2012	E8	Smoked eels	N	+LA	+LA	+MA	+HB	<i>L.m</i>	+	+MA	+MA	+MA	/	+	<i>L.m</i>	+	+	+	PA	PA	PA	+MB	+MB	+	<i>L.m</i>	+	PA	5	b
2012	E9	Scottish smoked salmon	N	+LA	+LA	+MA	+MB	<i>L.w</i>	+	+MA	+MA	+MA	/	+	<i>L.w</i>	+	+	+	PA	PA	PA	+MA	+MA	+	<i>L.w</i>	+	PA	5	b
2012	E2	Deep-freeze breaded fish	N	+MB	+MB	+MB	+HB	<i>L.m L.in</i>	+	+MB	+MB	+MB	/	+/+	<i>L.m L.in</i>	+	+	+	PA	PA	PA	+MB	+MB	+/+	<i>L.m L.in</i>	+	PA	5	b
2009	H20	Salmon salad	N	∅	∅	∅	∅	/	-	∅	∅	∅	/	/	/	-	-	-	NA	NA	NA						5	c	
2009	J11	Cooked salmon	O	∅	∅	∅	∅	/	-	∅	∅	∅	/	/	/	-	-	-	NA	NA	NA						5	c	
2009	K5	Cooked salmon	N	∅	∅	∅	∅	/	-	∅	∅	∅	/	/	/	-	-	-	NA	NA	NA						5	c	
2009	K6	Cooked red mullet fillet	N	∅	∅	∅	∅	/	-	∅	∅	∅	/	/	/	-	-	-	NA	NA	NA						5	c	
2009	K13	Salmon brochette	N	∅	∅	∅	∅	/	-	∅	∅	∅	/	/	/	-	-	-	NA	NA	NA						5	c	
2012	G8	Cooked whelks	N	-LE	-LE	∅	∅	/	-	-LE	-LE	-LE	/	/	/	-	-	-	NA	NA	NA						5	c	
2012	H1	Dices of smoked salmon	N	∅	∅	∅	∅	/	-	∅	-LE	-LE	/	/	/	-	-	-	NA	NA	NA						5	c	
2012	C17	Stuffed squids	N	-LE	∅	∅	∅	/	-	∅	∅	∅	/	/	/	-	-	-	NA	NA	NA						5	c	
2012	F27	Shrimps salad with sauce	N	+LA	-LE	-LE	-LE	<i>Bacillus lentus</i>	-	+MA	+MB	+MB	-	/	<i>Bacillus lentus</i>	-	-	-	PPNA	PPNA	NA	+LA(1)	+LB(2)	-	<i>Bacillus lentus</i>	-	PPNA	5	c
2009	C12	Frozen pre-cooked squids	N	+MB	+MB	+MB	+MB	<i>L.m</i>	+	+MB	+MB	+HB	+	/	<i>L.m</i>	+	+	+	PA	PA	PA						5	c	
2009	L17	Stuffed squids	N	+LB(2)	+LA(4)	+LB	+LB	<i>L.m L.s</i>	+	+LA	+LB	+MB	+	/	<i>L.m L.s</i>	+	+	+	PA	PA	PA						5	c	
2012	E6	Curry shrimps	N	+LB	+LA(2)	+MA	+MB	<i>L.m</i>	+	+MA	+MA	+MA	/	+	<i>L.m</i>	+	+	+	PA	PA	PA	+MA	+MA	+	<i>L.m</i>	+	PA	5	c
2012	I8	Fish balls	N	+LA	+LA	+MA	+MA	<i>L.m</i>	+	+LA	+LA	+LA	/	+	<i>L.m</i>	+	+	+	PA	PA	PA	+LA	+LA	+	<i>L.m</i>	+	PA	5	c
2012	K13	Fish balls	N	+LA	+LA	+MB	+MB	<i>L.m</i>	+	+MA	+MA	+MA	/	+	<i>L.m</i>	+	+	+	PA	PA	PA	/	+MA	+	<i>L.m</i>	+	PA	5	c
2017	39	Surimi	se	4h+∅	3∅	4h+∅	4∅	<i>L.m</i>	+	4h+∅	4h+∅	4h+∅	/	+	<i>L.m</i>	+	+	+	PA	PA	PA	4h+∅	4h+∅	+	<i>L.m</i>	+	PA	5	c
2017	40	Marinated anchovy	se	1h+∅	2∅	4h+2h-∅	4∅	<i>L.m, L.in</i>	+	3h+1h-∅	3h+2h-∅	3h+∅	/	+	<i>L.m, L.in</i>	+	+	+	PA	PA	PA	2h+∅	3h+∅	+	<i>L.m</i>	+	PA	5	c
2017	79	Tuna terrines	se	3h+∅	3∅	4h+∅	4∅	<i>L.in</i>	+	4h+∅	4h+∅	4h+∅	/	+	<i>L.in</i>	+	+	+	PA	PA	PA	4h+∅	4h+∅	+	<i>L.in</i>	+	PA	5	c
2017	80	Sardine terrine	se	3h+∅	3∅	4h+∅	4∅	<i>L.in</i>	+	4h+∅	4h+∅	4h+∅	/	+	<i>L.in</i>	+	+	+	PA	PA	PA	4h+∅	4h+∅	+	<i>L.in</i>	+	PA	5	c

SEAFOOD PRODUCTS																													
Year of validation	Code	Sample	CA	Reference method NF EN ISO 11290-1						Alternative method: AL <i>Listeria spp</i> detection method											AL <i>Listeria spp</i> - Test after Half Fraser storage for 72h at 5°C ± 3°C						Category	Type	
				Fraser 1/2		Fraser		Identifi- cation	Result	AL			Confirmation		Identifi- cation	Final result			Agreement			AL		Confirmation	Identifi- cation	Final result 48 h			Agree- ment AL 48 h
				O&A agar	PALCAM	O&A agar	PALCAM			22 h	48 h	48 h + 72 h at 5°C ± 3°C	iQ Lmono	PALCAM		22h	48 h	72 h	22h	48 h	72 h	22h	48h	PALCAM					
2017	81	Salmon with cream	se	2h+Ø	2Ø	3h+Ø	4Ø	L.in	+	2h+Ø	2h+L	2h+L	/	+	L.in	+	+	+	PA	PA	PA	2h+Ø	2h+L	+	L.in	+	PA	5	c
2017	82	Shrimp croquette	se	3h+Ø	3Ø	4h+Ø	4Ø	L.in	+	3h+Ø	3h+Ø	3h+Ø	/	+	L.in	+	+	+	PA	PA	PA	3h+Ø	3h+Ø	+	L.in	+	PA	5	c
2017	83	Anchovies with vinegar	se	2h+Ø	2Ø	4h+Ø	4Ø	+(L.w)	+	2h+Ø	2h+L	2h+L	/	+	+(L.w)	+	+	+	PA	PA	PA	2h+Ø	2h+L	+	L.w	+	PA	5	c
2017	84	Surimi	se	3h+Ø	3Ø	4h+Ø	4Ø	+(L.w)	+	4h+Ø	4h+Ø	4h+Ø	/	+	+(L.w)	+	+	+	PA	PA	PA	4h+Ø	4h+Ø	+	L.w	+	PA	5	c
2017	85	Tuna terrines	se	2h+Ø	2Ø	4h+Ø	4Ø	+(L.w)	+	3h+Ø	3h+Ø	3h+Ø	/	+	+(L.w)	+	+	+	PA	PA	PA	3h+Ø	3h+Ø	+	L.w	+	PA	5	c

PRODUCTION ENVIRONMENTAL SAMPLES

Year of validation	Code	Sample	CA	Reference method NF EN ISO 11290-1						Alternative method: AL <i>Listeria spp</i> detection method									AL <i>Listeria spp</i> - Test after Half Fraser storage for 72h at 5°C ± 3°C					Category	Type				
				Fraser 1/2		Fraser		Identifi- cation	Result	AL			Confirmation		Identifi- cation	Final result			Agreement			AL				Confirmation	Identifi- cation	Final result 48 h	Agree- ment AL 48 h
				O&A agar	PALCAM	O&A agar	PALCAM			22 h	48 h	48 h + 72 h at 5°C ± 3°C	iQ Lmono	PALCAM		22h	48 h	72 h	22h	48 h	72 h	22h	48h						
2009	A27	Rinsing water	N	Ø	Ø	Ø	Ø	/	-	Ø	Ø	Ø	/	/	/	-	-	-	NA	NA	NA							6	a
2009	M19	Process water	N	Ø	Ø	Ø	Ø	/	-	Ø	Ø	Ø	/	/	/	-	-	-	NA	NA	NA							6	a
2009	N19	Process water	N	Ø	Ø	Ø	Ø	/	-	Ø	Ø	Ø	/	/	/	-	-	-	NA	NA	NA							6	a
2012	L1	Process water	N	Ø	Ø	Ø	Ø	/	-	Ø	Ø	Ø	/	/	/	-	-	-	NA	NA	NA							6	a
2012	L2	Laboratory water	N	Ø	Ø	Ø	Ø	/	-	Ø	Ø	Ø	/	/	/	-	-	-	NA	NA	NA							6	a
2012	L3	Clean water	N	Ø	Ø	Ø	Ø	/	-	Ø	Ø	Ø	/	/	/	-	-	-	NA	NA	NA							6	a
2012	L4	Freeze water	N	Ø	Ø	Ø	Ø	/	-	Ø	Ø	Ø	/	/	/	-	-	-	NA	NA	NA							6	a
2012	L5	Drinking water	N	Ø	Ø	Ø	Ø	/	-	Ø	Ø	Ø	/	/	/	-	-	-	NA	NA	NA							6	a
2017	42	Water process: vegetables rinse water	se	0Ø	0Ø	0Ø	0Ø	/	-	0Ø	0Ø	0Ø	/	/	/	-	-	-	NA	NA	NA	0Ø	0Ø	/	/	-	NA	6	a
2017	45	Water process: kitchen rinse water	se	0Ø	0Ø	0Ø	0Ø	/	-	0Ø	0Ø	0Ø	/	/	/	-	-	-	NA	NA	NA	0Ø	0Ø	/	/	-	NA	6	a
2017	49	Water process: rinse water	se	0Ø	0Ø	0Ø	0Ø	/	-	0Ø	0Ø	0Ø	/	/	/	-	-	-	NA	NA	NA	0Ø	0Ø	/	/	-	NA	6	a
2017	41	Water process: sink	se	1h+Ø	1Ø	4h+Ø	4Ø	L.m	+	2h+Ø	3h+Ø	3h+Ø	/	+	L.m	+	+	+	PA	PA	PA	2h+Ø	2h+Ø	+	L.m	+	PA	6	a
2017	43	Water process: washing station	se	2h+Ø	2L	3h+Ø	4Ø	L.m	+	4h+Ø	4h+Ø	4h+Ø	/	+	L.m	+	+	+	PA	PA	PA	2h+Ø	2h+Ø	+	L.m	+	PA	6	a
2017	44	Water process: rinse water	se	2h+Ø	3Ø	4h+2h-Ø	4Ø	L.m, L.w	+	4h+2h-Ø	4h+2h-Ø	4h+2h-Ø	/	+	L.m, L.w	+	+	+	PA	PA	PA	4h+Ø	4h+Ø	+	L.m	+	PA	6	a
2017	46	Water process: rinse water	se	3h+Ø	3Ø	4h+Ø	4Ø	L.m	+	4h+Ø	4h+Ø	4h+Ø	/	+	L.m	+	+	+	PA	PA	PA	3h+Ø	3h+Ø	+	L.m	+	PA	6	a
2017	47	Water process: washing station	se	2h+Ø	2Ø	4h+Ø	4Ø	L.m	+	3h+Ø	3h+Ø	3h+Ø	/	+	L.m	+	+	+	PA	PA	PA	4h+Ø	4h+Ø	+	L.m	+	PA	6	a
2017	48	Water process: rinse water, cold preparation	se	3h+Ø	3Ø	3h+2h-Ø	3Ø	L.m,L.iv	+	4h+Ø	4h+Ø	4h+Ø	/	+	L.m	+	+	+	PA	PA	PA	4h+Ø	4h+Ø	+	L.m	+	PA	6	a
2017	50	Water process: vegetables rinse water	se	3h+Ø	3Ø	4h+2h-Ø	4Ø	L.m,L.iv	+	4h+Ø	4h+Ø	4h+Ø	/	+	L.m	+	+	+	PA	PA	PA	2h+M	3h+M	+	L.m	+	PA	6	a
2017	73	Water process: rinse water, cold preparation	se	2h+Ø	2Ø	3h+1h-L	3Ø	L.m, L.w	+	3dØ	3h+Ø	3h+Ø	/	+	L.m	+	+	+	PA	PA	PA	3h+Ø	4h+Ø	+	L.m	+	PA	6	a
2017	74	Water process: rinse water	se	3h+Ø	3Ø	2h+(1)h-L	1Ø	L.m, L.w	+	3h+Ø	3h+Ø	3h+Ø	/	+	L.m	+	+	+	PA	PA	PA	2h+Ø	3h+Ø	+	L.m	+	PA	6	a
2017	75	Water process: washing station	se	3h+Ø	3Ø	3h+Ø	3Ø	L.m	+	3h+Ø	3h+Ø	3h+Ø	/	+	L.m	+	+	+	PA	PA	PA	2h+Ø	3h+Ø	+	L.m	+	PA	6	a
2009	A28	Scraps from smoked salmon	N	Ø	Ø	Ø	-LE	/	-	Ø	Ø	Ø	/	/	/	-	-	-	NA	NA	NA							6	b
2009	B6	Scraps from delicatessen retail outlet	N	Ø	Ø	Ø	Ø	/	-	Ø	Ø	Ø	/	/	/	-	-	-	NA	NA	NA							6	b
2009	B13	Scraps from smoked salmon	N	Ø	Ø	Ø	Ø	/	-	Ø	Ø	Ø	/	/	/	-	-	-	NA	NA	NA							6	b

PRODUCTION ENVIRONMENTAL SAMPLES

Year of validation	Code	Sample	CA	Reference method NF EN ISO 11290-1						Alternative method: AL <i>Listeria spp</i> detection method									AL <i>Listeria spp</i> - Test after Half Fraser storage for 72h at 5°C ± 3°C					Category	Type				
				Fraser 1/2		Fraser		Identifi- cation	Result	AL			Confirmation		Identifi- cation	Final result			Agreement			AL				Confirmation	Identifi- cation	Final result 48 h	Agree- ment AL 48 h
				O&A agar	PALCAM	O&A agar	PALCAM			22 h	48 h	48 h + 72 h at 5°C ± 3°C	iQ Lmono	PALCAM		22h	48 h	72 h	22h	48 h	72 h	22h	48h						
2009	C9	Scraps from smoked salmon	N	∅	∅	∅	∅	/	-	∅	∅	∅	/	/	/	-	-	-	NA	NA	NA						6	b	
2009	C15	Scraps from fish cutting line	N	∅	∅	∅	∅	/	-	∅	∅	∅	/	/	/	-	-	-	NA	NA	NA						6	b	
2012	I19	Waste from fisher workshop	N	∅	∅	∅	∅	/	-	∅	∅	∅	/	/	/	-	-	-	NA	NA	NA						6	b	
2012	I21	Waste from chicken cut	N	∅	∅	∅	∅	/	-	∅	∅	∅	/	/	/	-	-	-	NA	NA	NA						6	b	
2012	i22	Residues sol workshop	N	∅	∅	∅	∅	/	-	∅	∅	∅	/	/	/	-	-	-	NA	NA	NA						6	b	
2012	J11	Residues butcher workshop	N	∅	∅	∅	∅	/	-	∅	∅	∅	/	/	/	-	-	-	NA	NA	NA						6	b	
2012	J19	Residues sewerage line 1 beans	N	∅	∅	∅	∅	/	-	-LE	-LE	-LE	/	/	/	-	-	-	NA	NA	NA						6	b	
2009	A13	Scraps from delicatessen retail outlet	N	-LB	+LB	+MB	+MA	L.w L.in L.m	+	+MD(3)	+MD	+MB	+	/	L.m	+	+	+	PA	PA	PA						6	b	
2009	C3	Scraps from smoked salmon	N	∅	∅	+MA	+MA	L.m	+	+LA(6)	+LA(4)	+LA	+	/	L.m	+	+	+	PA	PA	PA						6	b	
2009	C5	Residues FISH stand	N	+LA	+LA	+HA	+MA	L.m	+	+LA	+LA	+MA	+	/	L.m	+	+	+	PA	PA	PA						6	b	
2009	M17	Scraps from delicatessen retail outlet	N	+LB(3)	-LE	+MB	+MA	L.m	+	+LA	+MB	+MB	+	/	L.m	+	+	+	PA	PA	PA						6	b	
2009	P2	Cheese scraps	N	+LC(1)	-LE	+MA	+MA	L.m	+	+LA(6)	+LA(6)	+LB(4)	+	/	L.m	+	+	+	PA	PA	PA						6	b	
2012	G30	Turkey waste	N	+LA	+LA	+MA	+MA	L.w	+	+MB	+MB	+MB	/	+	L.w	+	+	+	PA	PA	PA	+MB	+MB	+	L.w	+	PA	6	b
2012	G31	Lamb waste	N	+LA	+LA	+MA	+MB	L.m	+	+MA	+MA	+MA	/	+	L.m	+	+	+	PA	PA	PA	+MA	+MA	+	L.m	+	PA	6	b
2012	G32	Pork waste	N	+LB	+LB	+MB	+HB	L.m L.in	+	+MB	+MB	+MB	/	+/+	L.m L.in	+	+	+	PA	PA	PA	+MB	+MB	+/+	L.m L.in	+	PA	6	b
2012	G33	Veal waste	N	+LB	+LB	+MA	+MA	L.w	+	+MA	+MB	+MB	/	+	L.w	+	+	+	PA	PA	PA	+MA	+MB	+	L.w	+	PA	6	b
2012	J20	Residues slicer from butcher stand	N	+MB	+MB	+MB	+MB	L.m L.in L.w	+	+MB	+MB	+MB	/	+/+/+	L.m L.in L.w	+	+	+	PA	PA	PA	+MB	+MB	+/+/+	L.m L.in L.w	+	PA	6	b
2009	L11	Surface fish retail	N	∅	∅	∅	∅	/	-	∅	∅	∅	/	/	/	-	-	-	NA	NA	NA						6	c	
2009	L18	Cutting board fish retail	N	∅	∅	∅	∅	/	-	∅	∅	∅	/	/	/	-	-	-	NA	NA	NA						6	c	
2012	J22	PS dirty knife blade	N	∅	∅	∅	∅	/	-	∅	∅	∅	/	/	/	-	-	-	NA	NA	NA						6	c	
2012	K4	PS cold room handle	N	-LE	-LE	∅	∅	/	-	-LE	-LE	-LE	/	/	/	-	-	-	NA	NA	NA						6	c	
2012	M1	PS rack in cold room	N	-LE	∅	-LE	∅	/	-	-LE	-LE	-LE	/	/	/	-	-	-	NA	NA	NA						6	c	
2012	M2	PS stainless steel table workshop	N	∅	∅	∅	∅	/	-	∅	∅	∅	/	/	/	-	-	-	NA	NA	NA						6	c	
2012	M3	PS weighing pan	N	∅	∅	∅	∅	/	-	∅	∅	∅	/	/	/	-	-	-	NA	NA	NA						6	c	

PRODUCTION ENVIRONMENTAL SAMPLES

Year of validation	Code	Sample	CA	Reference method NF EN ISO 11290-1						Alternative method: AL <i>Listeria spp</i> detection method										AL <i>Listeria spp</i> - Test after Half Fraser storage for 72h at 5°C ± 3°C					Category	Type			
				Fraser 1/2		Fraser		Identifi- cation	Result	AL			Confirmation		Identifi- cation	Final result			Agreement			AL		Confirmation			Identifi- cation	Final result 48 h	Agree- ment AL 48 h
				O&A agar	PALCAM	O&A agar	PALCAM			22 h	48 h	48 h + 72 h at 5°C ± 3°C	iQ Lmono	PALCAM		22h	48 h	72 h	22h	48 h	72 h	22h	48h	PALCAM					
2009	A5	Surface butchery retail	N	+LB	+LB	+MB	+MB	<i>L.m L.w</i>	+	+MB	+MB	+MB	+	/	<i>L.m L.w</i>	+	+	+	PA	PA	PA							6	c
2009	L16	Surface fish retail	N	+LA(1)	∅	+MA	+LA	<i>L.m</i>	+	+LA(3)	+LA(3)	+LA	+	/	<i>L.m</i>	+	+	+	PA	PA	PA							6	c
2009	M18	Ladle catering retail	N	+LB	+LB	+MB	+MB	<i>L.m</i>	+	+MA	+MB	+MB	+	/	<i>L.m</i>	+	+	+	PA	PA	PA							6	c
2009	P3	Knife Cheese retail	N	+MB	+LB	+MB	+MB	<i>L.m</i>	+	+MB	+MB	+MB	+	/	<i>L.m</i>	+	+	+	PA	PA	PA							6	c
2012	B38	PS butcher stand	N	+LA	+LA	+MB	+MB	<i>L.iv</i>	+	+MA	+MB	+MB	/	+	<i>L.iv</i>	+	+	+	PA	PA	PA	/	+MB	+	<i>L.iv</i>	+	PA	6	c
2012	J15	PS line 2 upstream tunnel DFC	N	+MB	+MB	+MB	+HB	<i>L.m</i>	+	+MB	+MB	+MB	/	+	<i>L.m</i>	+	+	+	PA	PA	PA	+MB	+MB	+	<i>L.m</i>	+	PA	6	c
2012	J16	PS line 2 ventilator upstream cooler	N	+MB	+MB	+MB	+MB	<i>L.m</i>	+	+MB	+MB	+MB	/	+	<i>L.m</i>	+	+	+	PA	PA	PA	+MB	+MB	+	<i>L.m</i>	+	PA	6	c
2012	J17	PS line 1 conveyor upstream cooler	N	+MB	+MB	+MB	+MB	<i>L.m</i>	+	+MB	+MB	+MB	/	+	<i>L.m</i>	+	+	+	PA	PA	PA	+MB	+MB	+	<i>L.m</i>	+	PA	6	c
2012	J18	PS line 2 sewerage drainage	N	+MB	+MB	+MB	+MB	<i>L.in</i>	+	+MB	+MB	+MB	/	+	<i>L.in</i>	+	+	+	PA	PA	PA	+MB	+MB	+	<i>L.in</i>	+	PA	6	c
2012	C25	Waste from fisher stand	N	+LA	-ME	+MA	+MC	<i>L.m</i>	+	+MB	+MB	+MB	/	+	<i>L.m</i>	+	+	+	PA	PA	PA	/	+MB	+	<i>L.m</i>	+	PA	6	c
2012	J21	PS threader fisher stand	N	+LA	+LA	+MA	+MA	<i>L.m</i>	+	+MA	+MA	+MA	/	+	<i>L.m</i>	+	+	+	PA	PA	PA	+MA	+MA	+	<i>L.m</i>	+	PA	6	c
2017	51	Swab: sink	se	3h+∅	3∅	4h+∅	4∅	<i>L.m</i>	+	4h+∅	4h+∅	4h+∅	/	+	<i>L.m</i>	+	+	+	PA	PA	PA	4h+∅	4h+∅	+	<i>L.m</i>	+	PA	6	c
2017	52	Swab: fridge	se	3h+1h-∅	3∅	4h+1h-∅	3∅	<i>L.m,L.iv</i>	+	3h+∅	3h+∅	3h+∅	/	+	<i>L.m</i>	+	+	+	PA	PA	PA	4h+∅	4h+∅	+	<i>L.m</i>	+	PA	6	c
2017	53	Swab: table	se	3h+∅	4∅	4h+1h-∅	4∅	<i>L.m,L.iv</i>	+	3h+2h-∅	3h+2h-∅	3h+2h-∅	/	+	<i>L.m,L.iv</i>	+	+	+	PA	PA	PA	4h+∅	4h+∅	+	<i>L.m</i>	+	PA	6	c

Appendix 5 – Relative level of detection study: raw data

IPL - Legend (2012)

Total bacteria growth

L = low
M = medium
H = high

Distribution of flora

A = pure culture of suspicious colonies
B = mix with a majority of suspicious colonies
C = mix with a minority of suspicious colonies
D = mix with rare suspicious colonies
E: no suspicious colony
(x) : x typical colonies of *Listeria* if $x \leq 5$

ISHA- Legend (2017)

/: test not realized
Ø: absence of colonies
FP: false positive result
A: absence
P: presence
0 / 1 / 2 / 3 / 4 : level of typical flora, from absence to high
Ø / L / M / H : level of annex flora, from absence to high
h+: colonies with halo
h-: colonies without halo
L.m: *Listeria monocytogenes*
L.iv: *Listeria ivanovii*
Confirmation : streaking on selective medium + ISO 11290-1 confirmation
Conf. 1 : streaking on selective medium + visual reading
Conf. 2 : streaking on selective medium + API *Listeria*
Conf. 3 : streaking on selective medium + ISO 11290-1 confirmation
RM: reference method
AM: alternative method

Matrix: Deli salad (Piemontaise) (ISHA)

Strain: *L. monocytogenes* LIS.4.80

Total viable count: 5.8×10^3 CFU/g

Contamination level (UFC/25g)	Sample	RM: NF EN ISO 11290-1						AM: AL						Number of positive results per method	
		Half Fraser		Fraser		Conf.	Final result	Reading AL 22h	Conf. 1 (22h)	Reading AL 48h	Conf. 2 (48h)		Conf.3		Result
		ALOA	PALCAM	ALOA	PALCAM				Spot PALCAM		Spot PALCAM				
0	AL01	0Ø	0Ø	0H	0H	/	-	0Ø	/	0Ø	/	/	-	RM = 0/5 AM = 0/5	
	AL02	0L	0L	0H	0H	/	-	0Ø	/	0Ø	/	/	-		
	AL03	0L	0L	0M	0M	/	-	0Ø	/	0Ø	/	/	-		
	AL04	0L	0Ø	0M	0M	/	-	0Ø	/	0Ø	/	/	-		
	AL05	0L	0L	0M	0M	/	-	0Ø	/	0Ø	/	/	-		
1.6	ALF1	2h+Ø	2Ø	3Ø	3Ø	+(L.m)	+	3h+Ø	+	3h+Ø	+	+(L.m)	+	RM = 16/20 AM = 16/20	
	ALF2	2h+Ø	2Ø	3Ø	3Ø	+(L.m)	+	2h+Ø	+	2h+Ø	+	+(L.m)	+		
	ALF3	2h+Ø	2Ø	3Ø	3Ø	+(L.m)	+	3h+Ø	+	3h+Ø	+	+(L.m)	+		
	ALF4	0Ø	0Ø	0H	0H	/	-	0Ø	/	0Ø	/	/	-		
	ALF5	2h+Ø	2Ø	4h+Ø	3Ø	+(L.m)	+	1h+Ø	+	2h+Ø	+	+(L.m)	+		
	ALF6	1h+Ø	1Ø	3h+Ø	3Ø	+(L.m)	+	2h+Ø	+	2h+Ø	+	+(L.m)	+		
	ALF7	2h+Ø	1Ø	3h+Ø	3Ø	+(L.m)	+	3h+Ø	+	3h+Ø	+	+(L.m)	+		
	ALF8	0Ø	0L	0M	0M	/	-	0Ø	/	0Ø	/	/	-		
	ALF9	2h+Ø	2Ø	3h+Ø	3Ø	+(L.m)	+	3h+Ø	+	3h+Ø	+	+(L.m)	+		
	ALF10	2h+Ø	2Ø	4h+Ø	3Ø	+(L.m)	+	3h+Ø	+	3h+Ø	+	+(L.m)	+		
	ALF11	0Ø	0Ø	0M	0M	/	-	0Ø	/	0Ø	/	/	-		
	ALF12	2h+Ø	2Ø	4h+M	3M	+(L.m)	+	3h+Ø	+	3h+Ø	+	+(L.m)	+		
	ALF13	2h+Ø	1Ø	4h+Ø	3Ø	+(L.m)	+	3h+Ø	+	3h+Ø	+	+(L.m)	+		
	ALF14	1h+Ø	1Ø	3h+Ø	3Ø	+(L.m)	+	3h+Ø	+	3h+Ø	+	+(L.m)	+		
	ALF15	1h+Ø	1Ø	3h+Ø	3Ø	+(L.m)	+	2h+Ø	+	2h+Ø	+	+(L.m)	+		
ALF16	1h+Ø	1Ø	3h+Ø	3Ø	+(L.m)	+	2h+Ø	+	2h+Ø	+	+(L.m)	+			
ALF17	0M	0Ø	0M	0M	/	-	0Ø	/	0Ø	/	/	-			
ALF18	1h+Ø	1Ø	4h+Ø	4Ø	+(L.m)	+	2h+Ø	+	1h+Ø	+	+(L.m)	+			
ALF19	(3)h+Ø	0L	3h+Ø	3Ø	+(L.m)	+	0Ø	/	1h+Ø	+	+(L.m)	+			
ALF20	1h+Ø	1Ø	4h+Ø	4Ø	+(L.m)	+	2h+Ø	+	2h+Ø	+	+(L.m)	+			
2.8	ALE1	2h+Ø	2Ø	4h+Ø	3Ø	+(L.m)	+	1h+Ø	+	2h+Ø	+	+(L.m)	+	RM = 5/5 AM = 5/5	
	ALE2	2h+Ø	2Ø	4h+Ø	4Ø	+(L.m)	+	2h+Ø	+	2h+Ø	+	+(L.m)	+		
	ALE3	1h+Ø	1Ø	4h+Ø	3Ø	+(L.m)	+	1h+Ø	+	2h+Ø	+	+(L.m)	+		
	ALE4	2h+Ø	2Ø	4h+Ø	4Ø	+(L.m)	+	3h+Ø	+	3h+Ø	+	+(L.m)	+		
	ALE5	2h+Ø	2Ø	4h+Ø	3Ø	+(L.m)	+	3h+Ø	+	3h+Ø	+	+(L.m)	+		

Matrix: Rillettes (IPL)
 Strain: *L. monocytogenes* 1/2b L49
 Total viable count: 4.0 x 10² CFU/g

Niveau de contamination	Taux de contamination	Méthode de référence ISO 11290-1						Méthode alternative AL Recherche				
		Fraser		Fraser 1/2		Résultat	Conclusion	AL 24H	AL 48H	Conf. Spot sur RLM	Résultat	Conclusion
		AL	Palcam	AL	Palcam							
1	0,00	-ME Ø Ø Ø Ø	-ME Ø Ø Ø Ø	-ME Ø Ø Ø Ø	-ME Ø -LE Ø Ø	-	0/5	-LE Ø Ø Ø Ø	-ME Ø Ø Ø Ø	/ / / / /	- - - - -	0/5
3	0,27	Ø -LE Ø +MA Ø	Ø -LE Ø +LA Ø	Ø -ME Ø +MA Ø	Ø -ME Ø +MA Ø	- - + - -	1/5	Ø -ME Ø +MA Ø	Ø -ME Ø +MA Ø	/ / / + /	- - - + -	1/5
4	0,40	Ø Ø +MA Ø +MA Ø	Ø Ø +MA Ø +MA Ø	Ø Ø +MA Ø +MA Ø	Ø Ø +MA Ø +MA Ø	- - + - + -	2/5	Ø Ø +MA Ø +MA Ø	Ø Ø +MA Ø +MA Ø	/ / + / + /	- - + - + -	2/5
4	0,64	Ø +MA +LA Ø +LA Ø	Ø +MA +LB Ø +LB Ø	Ø +MB +MA Ø +MA -LE	Ø +MA +MA -LE Ø	- + + - + -	3/5	Ø +MA +MB -LE +MA Ø	Ø +MA -MB -LE -MB Ø	/ + + / + /	- + + - + -	3/5
5	1,08	Ø +LA +LA Ø +LA Ø	Ø +LA +LA Ø +LA Ø	Ø +MA +MA Ø +MA Ø	-LE +MA +MA -LE Ø	- + + - + -	3/5	Ø +MA +MA Ø +MA Ø	Ø +MA +MA Ø +MA Ø	/ + + / + /	- + + - + -	3/5
5	1,58	+LA +LA +LA +LA +LA +LA	+LA +LA +LA +LA +LA +LA	+MA +MA +MA +MA +MA +MA	+MA +MA +MA +MA +MA +MA	+ + + + - +	5/5	+MA +MA +MA +MA +MA +MA	+MA +MA +MA +MA +MA +MA	+ + + + + +	+ + + + + +	5/5

Matrix: Raw milk (IPL)
 Strain: *L. monocytogenes* 4b L32
 Total viable count: 5.5×10^2 CFU/ml

Niveau de contamination	Taux de contamination	Méthode de référence ISO 11290-1						Méthode alternative AL Recherche																																																																																																																																																																																			
		Fraser		Fraser 1/2		Résultat	Conclusion	AL 24H	AL 48H	Cont. Spot sur RLM	Résultat	Conclusion																																																																																																																																																																															
		AL	Palcam	AL	Palcam																																																																																																																																																																																						
1	0,00	Ø	Ø	Ø	Ø	-	0/5	Ø	Ø	/	-	0/5																																																																																																																																																																															
		Ø	Ø	Ø	Ø	-		Ø	Ø	Ø	Ø		-	Ø	Ø	Ø	Ø	-	Ø	Ø	Ø	Ø	-	2	0,50	Ø	Ø	Ø	Ø	-	2/5	Ø	Ø	/	-	2/5	+LA	+LA	+MA	+MA	+	+LA	+LA	+MA	+MA	+	Ø	Ø	Ø	Ø	-	Ø	Ø	Ø	Ø	-	3	0,85	Ø	Ø	Ø	Ø	-	3/5	Ø	Ø	/	-	3/5	Ø	Ø	Ø	Ø	-	+LA	+LA	+MA	+MA	+	+LA	+LA	+MA	+MA	+	+MA	+MA	+MA	+MA	+	4	1,28	+MA	+LA	+MA	+MA	+	4/5	+MA	+MA	+	+	4/5	+MA	+MA	+MA	+MA	+	+MA	+MA	+MA	+MA	+	Ø	Ø	Ø	Ø	-	+MA	+MA	+MA	+MA	+	5	1,78	Ø	Ø	Ø	Ø	-	5/5	Ø	Ø	/	-	5/5	+MA	+MA	+MA	+MA	+	+MA	+MA	+MA	+MA	+	+MA	+MA	+MA	+MA	+	+LA	+LA	+MA	+MA	+	+LA	+LA	+MA	+MA	+	+MA	+MA	+MA	+MA	+																						
		Ø	Ø	Ø	Ø	-		Ø	Ø	Ø	Ø		-	Ø	Ø	Ø	Ø	-	2	0,50	Ø	Ø	Ø			Ø	-	2/5	Ø	Ø		/	-	2/5	+LA		+LA	+MA	+MA	+	+LA	+LA	+MA	+MA	+	Ø	Ø	Ø	Ø	-	Ø	Ø	Ø	Ø	-	3			0,85	Ø	Ø	Ø	Ø		-	3/5	Ø	Ø		/	-	3/5	Ø	Ø	Ø	Ø	-	+LA	+LA	+MA	+MA	+	+LA	+LA	+MA	+MA	+	+MA	+MA			+MA	+MA	+	4	1,28		+MA	+LA	+MA	+MA		+	4/5	+MA	+MA	+	+	4/5	+MA	+MA	+MA	+MA	+	+MA	+MA	+MA	+MA	+	Ø	Ø	Ø			Ø	-	+MA	+MA	+MA		+MA	+	5	1,78		Ø	Ø	Ø	Ø	-	5/5	Ø	Ø	/	-	5/5	+MA	+MA	+MA	+MA	+	+MA	+MA	+MA	+MA	+	+MA	+MA	+MA	+MA	+	+LA	+LA	+MA	+MA	+	+LA	+LA	+MA	+MA	+	+MA	+MA	+MA	+MA	+											
		Ø	Ø	Ø	Ø	-		Ø	Ø	Ø	Ø		-	2	0,50	Ø	Ø	Ø			Ø	-	2/5			Ø	Ø		/	-		2/5	+LA		+LA		+MA	+MA	+	+LA	+LA	+MA	+MA	+	Ø	Ø	Ø	Ø	-	Ø	Ø	Ø	Ø	-	3					0,85	Ø	Ø	Ø		Ø		-	3/5		Ø	Ø		/	-	3/5	Ø	Ø	Ø	Ø	-	+LA	+LA	+MA	+MA	+	+LA	+LA	+MA	+MA			+	+MA	+MA				+MA	+MA	+	4		1,28		+MA	+LA	+MA	+MA		+	4/5	+MA	+MA	+	+	4/5	+MA	+MA	+MA	+MA	+	+MA			+MA	+MA	+MA	+	Ø		Ø	Ø				Ø	-	+MA	+MA	+MA		+MA	+	5	1,78		Ø	Ø	Ø	Ø	-	5/5	Ø	Ø	/	-	5/5	+MA	+MA	+MA	+MA	+	+MA	+MA	+MA	+MA	+	+MA	+MA	+MA	+MA	+	+LA	+LA	+MA	+MA	+	+LA	+LA	+MA	+MA	+	+MA	+MA	+MA	+MA	+
		Ø	Ø	Ø	Ø	-																																																																																																																																																																																					
2	0,50	Ø	Ø	Ø	Ø	-	2/5	Ø	Ø	/	-	2/5																																																																																																																																																																															
		+LA	+LA	+MA	+MA	+		+LA	+LA	+MA	+MA		+			Ø	Ø	Ø			Ø	-		Ø	Ø	Ø	Ø		-	3	0,85		Ø		Ø	Ø	Ø	-	3/5	Ø	Ø	/	-	3/5	Ø	Ø	Ø	Ø	-	+LA	+LA	+MA	+MA	+			+LA	+LA			+MA	+MA	+	+MA	+MA		+MA		+MA	+	4		1,28	+MA		+LA	+MA	+MA	+	4/5	+MA	+MA	+	+	4/5	+MA	+MA	+MA	+MA	+	+MA	+MA	+MA	+MA			+	Ø	Ø	Ø		Ø			-	+MA	+MA	+MA		+MA		+	5	1,78	Ø		Ø	Ø	Ø	-	5/5	Ø	Ø	/	-	5/5	+MA	+MA	+MA	+MA	+	+MA			+MA	+MA	+MA	+	+MA	+MA		+MA	+MA				+	+LA	+LA	+MA	+MA		+	+LA	+LA	+MA		+MA	+	+MA	+MA	+MA	+MA	+																							
		+LA	+LA	+MA	+MA	+		Ø	Ø	Ø	Ø		-			Ø	Ø	Ø	Ø	-	3	0,85		Ø	Ø	Ø	Ø	-	3/5				Ø	Ø	/	-	3/5	Ø		Ø	Ø	Ø	-		+LA	+LA	+MA	+MA	+	+LA	+LA	+MA	+MA	+		+MA	+MA	+MA	+MA		+	4	1,28	+MA	+LA	+MA	+MA		+	4/5		+MA		+MA		+	+	4/5	+MA		+MA	+MA	+MA	+		+MA	+MA	+MA	+MA	+	Ø	Ø	Ø	Ø	-	+MA	+MA	+MA	+MA	+		5		1,78	Ø	Ø	Ø	Ø	-	5/5		Ø			Ø		/	-	5/5	+MA		+MA	+MA	+MA	+		+MA	+MA	+MA	+MA	+	+MA	+MA	+MA	+MA	+	+LA	+LA	+MA	+MA	+	+LA	+LA			+MA	+MA	+	+MA	+MA	+MA		+MA	+																																	
		Ø	Ø	Ø	Ø	-		Ø	Ø	Ø	Ø		-	3	0,85	Ø	Ø	Ø	Ø	-			3/5	Ø	Ø	/	-	3/5				Ø	Ø	Ø	Ø	-		+LA		+LA	+MA	+MA	+		+LA	+LA	+MA	+MA	+	+MA	+MA	+MA	+MA	+	4	1,28	+MA	+LA	+MA	+MA	+			4/5	+MA	+MA	+	+	4/5			+MA		+MA	+MA	+MA	+		+MA		+MA	+MA	+MA	+		Ø	Ø	Ø	Ø	-	+MA	+MA	+MA	+MA	+	5	1,78	Ø	Ø	Ø	Ø		-		5/5	Ø	Ø	/	-		5/5	+MA			+MA	+MA	+MA	+		+MA		+MA	+MA	+MA	+		+MA	+MA	+MA	+MA	+	+LA	+LA	+MA	+MA	+	+LA	+LA	+MA	+MA	+	+MA	+MA	+MA	+MA	+																																									
		Ø	Ø	Ø	Ø	-																																																																																																																																																																																					
3	0,85	Ø	Ø	Ø	Ø	-	3/5	Ø	Ø	/	-	3/5																																																																																																																																																																															
		Ø	Ø	Ø	Ø	-		+LA	+LA	+MA	+MA		+			+LA	+LA	+MA	+MA	+				+MA	+MA	+MA	+MA			+	4	1,28	+MA	+LA	+MA	+MA		+	4/5	+MA	+MA	+	+	4/5	+MA	+MA	+MA	+MA	+	+MA	+MA	+MA	+MA	+			Ø	Ø	Ø	Ø	-				+MA	+MA	+MA	+MA			+	5	1,78	Ø	Ø	Ø	Ø		-	5/5	Ø	Ø	/	-	5/5	+MA	+MA	+MA	+MA	+	+MA	+MA	+MA	+MA	+			+MA	+MA	+MA	+MA		+			+LA	+LA	+MA	+MA			+	+LA	+LA	+MA	+MA	+	+MA		+MA	+MA	+MA	+																																																																
		+LA	+LA	+MA	+MA	+		+LA	+LA	+MA	+MA		+			+MA	+MA	+MA	+MA	+	4	1,28		+MA	+LA	+MA	+MA		+	4/5			+MA	+MA	+	+	4/5	+MA		+MA	+MA	+MA	+		+MA	+MA	+MA	+MA	+	Ø	Ø	Ø	Ø	-			+MA	+MA	+MA	+MA	+	5	1,78		Ø	Ø	Ø	Ø		-	5/5			Ø	Ø	/	-	5/5	+MA		+MA	+MA	+MA	+		+MA	+MA	+MA	+MA	+	+MA	+MA	+MA	+MA	+			+LA	+LA	+MA	+MA	+	+LA	+LA		+MA	+MA	+	+MA	+MA		+MA	+MA	+																																																																									
		+LA	+LA	+MA	+MA	+		+MA	+MA	+MA	+MA		+	4	1,28	+MA	+LA	+MA	+MA	+			4/5	+MA	+MA	+	+	4/5	+MA				+MA	+MA	+MA	+		+MA		+MA	+MA	+MA	+		Ø	Ø	Ø	Ø	-	+MA	+MA	+MA	+MA	+	5	1,78	Ø	Ø	Ø	Ø	-			5/5	Ø	Ø	/	-	5/5	+MA				+MA	+MA	+MA	+		+MA		+MA	+MA	+MA	+		+MA	+MA	+MA	+MA	+	+LA	+LA	+MA	+MA	+	+LA	+LA	+MA	+MA	+	+MA	+MA	+MA	+MA	+																																																																																		
		+MA	+MA	+MA	+MA	+																																																																																																																																																																																					
4	1,28	+MA	+LA	+MA	+MA	+	4/5	+MA	+MA	+	+	4/5																																																																																																																																																																															
		+MA	+MA	+MA	+MA	+		+MA	+MA	+MA	+MA		+			Ø	Ø	Ø	Ø	-				+MA	+MA	+MA	+MA		+		5	1,78	Ø	Ø	Ø	Ø		-	5/5	Ø	Ø	/	-	5/5	+MA	+MA	+MA	+MA	+	+MA	+MA	+MA	+MA	+			+MA	+MA	+MA	+MA	+				+LA	+LA	+MA	+MA		+		+LA	+LA	+MA	+MA	+	+MA		+MA	+MA	+MA	+																																																																																																									
		+MA	+MA	+MA	+MA	+		Ø	Ø	Ø	Ø		-			+MA	+MA	+MA	+MA	+	5	1,78		Ø	Ø	Ø	Ø		-	5/5			Ø	Ø	/	-	5/5	+MA		+MA	+MA	+MA	+		+MA	+MA	+MA	+MA	+	+MA	+MA	+MA	+MA	+			+LA	+LA	+MA	+MA	+	+LA	+LA		+MA	+MA	+	+MA		+MA	+MA	+MA	+																																																																																																																		
		Ø	Ø	Ø	Ø	-		+MA	+MA	+MA	+MA		+	5	1,78	Ø	Ø	Ø	Ø	-			5/5	Ø	Ø	/	-	5/5	+MA				+MA	+MA	+MA	+		+MA		+MA	+MA	+MA	+		+MA	+MA	+MA	+MA	+	+LA	+LA	+MA	+MA	+	+LA	+LA	+MA	+MA	+	+MA	+MA	+MA	+MA	+																																																																																																																											
		+MA	+MA	+MA	+MA	+																																																																																																																																																																																					
5	1,78	Ø	Ø	Ø	Ø	-	5/5	Ø	Ø	/	-	5/5																																																																																																																																																																															
		+MA	+MA	+MA	+MA	+		+MA	+MA	+MA	+MA		+			+MA	+MA	+MA	+MA	+				+LA	+LA	+MA	+MA		+		+LA	+LA	+MA	+MA	+	+MA		+MA	+MA	+MA	+																																																																																																																																																		
		+MA	+MA	+MA	+MA	+		+MA	+MA	+MA	+MA		+			+LA	+LA	+MA	+MA	+	+LA	+LA		+MA	+MA	+	+MA		+MA	+MA	+MA	+																																																																																																																																																											
		+MA	+MA	+MA	+MA	+		+LA	+LA	+MA	+MA		+	+LA	+LA	+MA	+MA	+	+MA	+MA	+MA	+MA	+																																																																																																																																																																				
		+LA	+LA	+MA	+MA	+																																																																																																																																																																																					
+LA	+LA	+MA	+MA	+																																																																																																																																																																																							
+MA	+MA	+MA	+MA	+																																																																																																																																																																																							

Matrix: Raw vegetables (IPL)
 Strain: *L. monocytogenes* 4b L58
 Total viable count: 3.0×10^8 CFU/g

Niveau de contamination	Taux de contamination	Méthode de référence ISO 11290-1 :						Méthode alternative AL Recherche																																																																																																																																																																																			
		Fraser		Fraser 1/2		Résultat	Conclusion	AL 24H	AL 48H	Conf. Spot sur RLM	Résultat	Conclusion																																																																																																																																																																															
		AL	Palcam	AL	Palcam																																																																																																																																																																																						
1	0,00	Ø	Ø	Ø	Ø	-	0/6	Ø	Ø	/	-	0/6																																																																																																																																																																															
		Ø	Ø	Ø	Ø	-		Ø	Ø	Ø	Ø		-	Ø	Ø	Ø	Ø	-	Ø	Ø	Ø	Ø	-	2	0,22	Ø	Ø	Ø	Ø	-	2/6	Ø	Ø	/	-	2/6	Ø	Ø	Ø	Ø	-	+3LB	+LA	+MA	+MA	+	+5LA	+2LA	+MA	+MA	+	Ø	Ø	Ø	Ø	-	3	0,34	Ø	Ø	Ø	Ø	-	3/6	Ø	Ø	/	-	3/6	+1LA	Ø	+MA	+MA	+	+4LA	+6LA	+MA	+MA	+	Ø	Ø	Ø	Ø	-	+1LA	+1LA	+MA	+MA	+	4	0,55	+LB	+LB	+MB	+LA	+	4/6	+MB	+MB	+	+	4/6	+MB	+MB	+MB	+MB	+	-LE	-LE	-ME	-ME	-	+LB	+LB	+MB	+MB	+	+LB	+LB	+LB	+MB	+	-LE	-LE	-ME	-LE	-	5	0,80	+LB	+LB	+MB	+MB	+	6/6	+MB	+MB	+	+	6/6	+LB	+LB	+MB	+MB	+	+LB	+MB	+MB	+LB	+	+LB	+MB	+MB	+MB	+	+LA	+LA	+MB	+MB	+	+LA	+LB	+MB	+MB	+																						
		Ø	Ø	Ø	Ø	-		Ø	Ø	Ø	Ø		-	Ø	Ø	Ø	Ø	-	2	0,22	Ø	Ø	Ø			Ø	-	2/6	Ø	Ø		/	-	2/6	Ø		Ø	Ø	Ø	-	+3LB	+LA	+MA	+MA	+	+5LA	+2LA	+MA	+MA	+	Ø	Ø	Ø	Ø	-	3			0,34	Ø	Ø	Ø	Ø		-	3/6	Ø	Ø		/	-	3/6	+1LA	Ø	+MA	+MA	+	+4LA	+6LA	+MA	+MA	+	Ø	Ø	Ø	Ø	-	+1LA	+1LA			+MA	+MA	+	4	0,55		+LB	+LB	+MB	+LA		+	4/6	+MB	+MB	+	+	4/6	+MB	+MB	+MB	+MB	+	-LE	-LE	-ME	-ME	-	+LB	+LB	+MB	+MB	+	+LB	+LB	+LB			+MB	+	-LE	-LE	-ME		-LE	-	5	0,80		+LB	+LB	+MB	+MB	+	6/6	+MB	+MB	+	+	6/6	+LB	+LB	+MB	+MB	+	+LB	+MB	+MB	+LB	+	+LB	+MB	+MB	+MB	+	+LA	+LA	+MB	+MB	+	+LA	+LB	+MB	+MB	+											
		Ø	Ø	Ø	Ø	-		Ø	Ø	Ø	Ø		-	2	0,22	Ø	Ø	Ø			Ø	-	2/6			Ø	Ø		/	-		2/6	Ø		Ø		Ø	Ø	-	+3LB	+LA	+MA	+MA	+	+5LA	+2LA	+MA	+MA	+	Ø	Ø	Ø	Ø	-	3					0,34	Ø	Ø	Ø		Ø		-	3/6		Ø	Ø		/	-	3/6	+1LA	Ø	+MA	+MA	+	+4LA	+6LA	+MA	+MA	+	Ø	Ø	Ø	Ø			-	+1LA	+1LA				+MA	+MA	+	4		0,55		+LB	+LB	+MB	+LA		+	4/6	+MB	+MB	+	+	4/6	+MB	+MB	+MB	+MB	+	-LE	-LE	-ME	-ME	-	+LB			+LB	+MB	+MB	+	+LB		+LB	+LB				+MB	+	-LE	-LE	-ME		-LE	-	5	0,80		+LB	+LB	+MB	+MB	+	6/6	+MB	+MB	+	+	6/6	+LB	+LB	+MB	+MB	+	+LB	+MB	+MB	+LB	+	+LB	+MB	+MB	+MB	+	+LA	+LA	+MB	+MB	+	+LA	+LB	+MB	+MB	+
		Ø	Ø	Ø	Ø	-																																																																																																																																																																																					
2	0,22	Ø	Ø	Ø	Ø	-	2/6	Ø	Ø	/	-	2/6																																																																																																																																																																															
		Ø	Ø	Ø	Ø	-		+3LB	+LA	+MA	+MA		+			+5LA	+2LA	+MA			+MA	+		Ø	Ø	Ø	Ø		-	3	0,34		Ø		Ø	Ø	Ø	-	3/6	Ø	Ø	/	-	3/6	+1LA	Ø	+MA	+MA	+	+4LA	+6LA	+MA	+MA	+			Ø	Ø			Ø	Ø	-	+1LA	+1LA		+MA		+MA	+	4		0,55	+LB		+LB	+MB	+LA	+	4/6	+MB	+MB	+	+	4/6	+MB	+MB	+MB	+MB	+	-LE	-LE	-ME	-ME			-	+LB	+LB	+MB		+MB			+	+LB	+LB	+LB		+MB		+	-LE	-LE	-ME		-LE	-	5	0,80	+LB	+LB	+MB	+MB	+	6/6	+MB	+MB	+	+	6/6	+LB	+LB	+MB	+MB	+	+LB			+MB	+MB	+LB	+	+LB	+MB		+MB	+MB				+	+LA	+LA	+MB	+MB		+	+LA	+LB	+MB		+MB	+																							
		+3LB	+LA	+MA	+MA	+		+5LA	+2LA	+MA	+MA		+			Ø	Ø	Ø	Ø	-	3	0,34		Ø	Ø	Ø	Ø	-	3/6				Ø	Ø	/	-	3/6	+1LA		Ø	+MA	+MA	+		+4LA	+6LA	+MA	+MA	+	Ø	Ø	Ø	Ø	-		+1LA	+1LA	+MA	+MA		+	4	0,55	+LB	+LB	+MB	+LA		+	4/6		+MB		+MB		+	+	4/6	+MB		+MB	+MB	+MB	+		-LE	-LE	-ME	-ME	-	+LB	+LB	+MB	+MB	+	+LB	+LB	+LB	+MB	+		-LE		-LE	-ME	-LE	-	5	0,80	+LB		+LB	+MB	+MB	+		6/6	+MB			+MB	+	+	6/6	+LB		+LB	+MB	+MB	+		+LB	+MB	+MB	+LB	+	+LB	+MB	+MB	+MB	+	+LA	+LA	+MB	+MB	+	+LA	+LB			+MB	+MB	+																																		
		+5LA	+2LA	+MA	+MA	+		Ø	Ø	Ø	Ø		-	3	0,34	Ø	Ø	Ø	Ø	-			3/6	Ø	Ø	/	-	3/6				+1LA	Ø	+MA	+MA	+		+4LA		+6LA	+MA	+MA	+		Ø	Ø	Ø	Ø	-	+1LA	+1LA	+MA	+MA	+	4	0,55	+LB	+LB	+MB	+LA	+			4/6	+MB	+MB	+	+	4/6			+MB		+MB	+MB	+MB	+		-LE		-LE	-ME	-ME	-		+LB	+LB	+MB	+MB	+	+LB	+LB	+LB	+MB	+	-LE	-LE	-ME	-LE	-	5	0,80	+LB	+LB	+MB	+MB	+			6/6	+MB	+MB	+	+	6/6	+LB		+LB			+MB	+MB	+		+LB		+MB	+MB	+LB	+		+LB	+MB	+MB	+MB	+	+LA	+LA	+MB	+MB	+	+LA	+LB	+MB	+MB	+																																									
		Ø	Ø	Ø	Ø	-																																																																																																																																																																																					
3	0,34	Ø	Ø	Ø	Ø	-	3/6	Ø	Ø	/	-	3/6																																																																																																																																																																															
		+1LA	Ø	+MA	+MA	+		+4LA	+6LA	+MA	+MA		+			Ø	Ø	Ø	Ø	-				+1LA	+1LA	+MA	+MA			+	4	0,55	+LB	+LB	+MB	+LA		+	4/6	+MB	+MB	+	+	4/6	+MB	+MB	+MB	+MB	+	-LE	-LE	-ME	-ME	-			+LB	+LB	+MB	+MB	+				+LB	+LB	+LB	+MB			+	-LE	-LE	-ME	-LE	-	5		0,80	+LB	+LB	+MB	+MB	+	6/6	+MB	+MB	+	+	6/6	+LB	+LB	+MB	+MB	+	+LB	+MB	+MB	+LB	+			+LB	+MB	+MB	+MB	+				+LA	+LA	+MB	+MB		+		+LA	+LB	+MB	+MB	+																																																																	
		+4LA	+6LA	+MA	+MA	+		Ø	Ø	Ø	Ø		-			+1LA	+1LA	+MA	+MA	+	4	0,55		+LB	+LB	+MB	+LA		+	4/6			+MB	+MB	+	+	4/6	+MB		+MB	+MB	+MB	+		-LE	-LE	-ME	-ME	-	+LB	+LB	+MB	+MB	+			+LB	+LB	+LB	+MB	+	-LE	-LE		-ME	-LE	-	5		0,80	+LB	+LB	+MB	+MB	+	6/6		+MB		+MB	+	+	6/6	+LB		+LB	+MB	+MB	+		+LB	+MB	+MB	+LB	+	+LB	+MB	+MB	+MB	+			+LA	+LA	+MB	+MB	+	+LA	+LB		+MB	+MB	+																																																																										
		Ø	Ø	Ø	Ø	-		+1LA	+1LA	+MA	+MA		+	4	0,55	+LB	+LB	+MB	+LA	+			4/6	+MB	+MB	+	+	4/6	+MB				+MB	+MB	+MB	+		-LE		-LE	-ME	-ME	-		+LB	+LB	+MB	+MB	+	+LB	+LB	+LB	+MB	+	-LE	-LE	-ME	-LE	-	5	0,80	+LB	+LB	+MB	+MB	+	6/6		+MB		+MB	+	+	6/6	+LB			+LB		+MB	+MB	+		+LB		+MB	+MB	+LB	+		+LB	+MB	+MB	+MB	+	+LA	+LA	+MB	+MB	+	+LA	+LB	+MB	+MB	+																																																																																		
		+1LA	+1LA	+MA	+MA	+																																																																																																																																																																																					
4	0,55	+LB	+LB	+MB	+LA	+	4/6	+MB	+MB	+	+	4/6																																																																																																																																																																															
		+MB	+MB	+MB	+MB	+		-LE	-LE	-ME	-ME		-			+LB	+LB	+MB	+MB	+				+LB	+LB	+LB	+MB		+		-LE	-LE	-ME	-LE	-	5		0,80	+LB	+LB	+MB	+MB	+	6/6	+MB	+MB	+	+	6/6	+LB	+LB	+MB	+MB	+	+LB	+MB	+MB	+LB	+			+LB	+MB	+MB	+MB	+			+LA		+LA	+MB	+MB		+		+LA	+LB	+MB	+MB	+																																																																																																										
		-LE	-LE	-ME	-ME	-		+LB	+LB	+MB	+MB		+			+LB	+LB	+LB	+MB	+	-LE	-LE		-ME	-LE	-	5		0,80	+LB	+LB	+MB	+MB	+	6/6		+MB		+MB	+	+	6/6	+LB		+LB	+MB	+MB	+		+LB	+MB	+MB	+LB	+	+LB	+MB	+MB	+MB	+			+LA	+LA	+MB	+MB	+		+LA	+LB	+MB	+MB	+																																																																																																																			
		+LB	+LB	+MB	+MB	+		+LB	+LB	+LB	+MB		+	-LE	-LE	-ME	-LE	-	5	0,80	+LB	+LB	+MB	+MB	+	6/6		+MB		+MB	+	+	6/6	+LB			+LB		+MB	+MB	+		+LB		+MB	+MB	+LB	+		+LB	+MB	+MB	+MB	+	+LA	+LA	+MB	+MB	+	+LA	+LB	+MB	+MB	+																																																																																																																											
		+LB	+LB	+LB	+MB	+																																																																																																																																																																																					
-LE	-LE	-ME	-LE	-																																																																																																																																																																																							
5	0,80	+LB	+LB	+MB	+MB	+	6/6	+MB	+MB	+	+	6/6																																																																																																																																																																															
		+LB	+LB	+MB	+MB	+		+LB	+MB	+MB	+LB		+	+LB	+MB	+MB	+MB	+			+LA	+LA	+MB	+MB	+		+LA	+LB	+MB	+MB	+																																																																																																																																																												
		+LB	+MB	+MB	+LB	+		+LB	+MB	+MB	+MB		+	+LA	+LA	+MB	+MB	+	+LA	+LB	+MB	+MB	+																																																																																																																																																																				
		+LB	+MB	+MB	+MB	+		+LA	+LA	+MB	+MB		+	+LA	+LB	+MB	+MB	+																																																																																																																																																																									
		+LA	+LA	+MB	+MB	+																																																																																																																																																																																					
+LA	+LB	+MB	+MB	+																																																																																																																																																																																							

Matrix: Smoked salmon (IPL)
 Strain: *L. monocytogenes* 1/2a L5
 Total viable count: 5.0 x 10³ CFU/g

Niveau de contamination	Taux de contamination	Méthode de référence ISO 11290-1						Méthode alternative AL Recherche				
		Fraser		Fraser 1/2		Résultat	Conclusion	AL 24H	AL 48H	Conf. Spot sur RLM	Résultat	Conclusion
		AL	Palcam	AL	Palcam							
1	0	Ø	Ø	Ø	Ø	-	0/6	Ø	Ø	/	-	0/6
		Ø	Ø	Ø	Ø	-		Ø	Ø	/	-	
		Ø	Ø	Ø	Ø	-		Ø	Ø	/	-	
		Ø	Ø	Ø	Ø	-		Ø	Ø	/	-	
		-LE	-ME	Ø	Ø	-		Ø	Ø	/	-	
Ø	Ø	Ø	Ø	-	Ø	Ø	/	-	-	-	-	
2	0,12	+LA	+LA	+MA	+MA	+	1/6	+MA	+MA	+	+	1/6
		Ø	Ø	Ø	Ø	-		Ø	Ø	/	-	
		Ø	Ø	Ø	Ø	-		Ø	Ø	/	-	
		Ø	Ø	Ø	Ø	-		Ø	Ø	/	-	
		Ø	Ø	Ø	Ø	-		Ø	Ø	/	-	
3	0,17	+LA	+LA	+MA	+MA	+	1/6	+MA	+MA	+	+	1/6
		Ø	Ø	Ø	Ø	-		Ø	Ø	/	-	
		Ø	Ø	Ø	Ø	-		Ø	Ø	/	-	
		Ø	Ø	Ø	Ø	-		Ø	Ø	/	-	
		Ø	Ø	Ø	Ø	-		Ø	Ø	/	-	
4*	0,56	+LA	+LB	+MB	+MB	+	4/6	+MB	+MB	+	+	4/6
		+LA	+MB	+LB	+LB	+		+MB	+MB	+	+	
		Ø	Ø	-LE	Ø	-		-LE	-LE	/	-	
		+LB	+LB	+MB	+MB	+		+LB	+LB	+	+	
		Ø	-LE	Ø	Ø	-		-LE	-LE	/	-	
+MB	+MB	+MB	+MB	+	+MB	+MB	+	+				
5*	0,99	+LB	+MB	+MB	+MB	+	6/6	+LB	+LB	+	+	6/6
		+MA	+MA	+LB	+MB	+		+MB	+MB	+	+	
		+LB	+LB	+MB	+MB	+		+LB	+LB	+	+	
		+MB	+MB	+MB	+MB	+		+MB	+MB	+	+	
		+MB	+MB	+MB	+MB	+		+MB	+MB	+	+	
+LA	+LB	+LB	+MB	+	+MB	+MB	+	+				

Matrix: Process water (IPL)
 Strain: *L. monocytogenes* 1/2c L28
 Total viable count: 8.0 x 10⁵ CFU/ml

Niveau de contamination	Taux de contamination	Méthode de référence ISO 11290-1						Méthode alternative AL Recherche																																																																																																																																																																														
		Fraser		Fraser 1/2		Résultat	Conclusion	AL 24H	AL 48H	Conf. Spot sur RLM	Résultat	Conclusion																																																																																																																																																																										
		AL	Palcam	AL	Palcam																																																																																																																																																																																	
1	0,00	Ø	Ø	Ø	Ø	-	0/6	Ø	Ø	/	-	0/6																																																																																																																																																																										
		Ø	Ø	Ø	Ø	-		Ø	Ø	Ø	Ø		-	Ø	Ø	Ø	Ø	-	Ø	Ø	Ø	Ø	-	2	0,21	Ø	Ø	Ø	Ø	-	1/6	Ø	Ø	/	-	1/6	+LA	+LA	+MA	+MA	+	Ø	Ø	Ø	Ø	-	Ø	Ø	Ø	Ø	-	Ø	Ø	Ø	Ø	-	3	0,34	+LA	+LA	+MA	+MA	+	4/6	+MA	+MA	+	+	4/6	+LA	+LA	+MA	+MA	+	Ø	Ø	Ø	Ø	-	+LA	+LA	+MA	+MA	+	+LA	+LA	+MA	+MA	+	5	1,05	+LA	+LA	+MA	+MA	+	5/6	+MA	+MA	+	+	5/6	+LA	+LA	+MA	+MA	+	+MA	+LA	+MA	+MA	+	+LA	+LA	+MA	+MA	+	Ø	Ø	Ø	Ø	-	+LA	+LA	+MA	+MA	+	6*	1,97	+MA	Ø	+MA	+MA	+	6/6	+MA	+MA	+	+	6/6	+MA	Ø	+MA	+MA	+	+MA	Ø	+MA	+MA	+	+MA	Ø	+MA	+MA	+	+MA	Ø	+MA	+MA	+																						
		Ø	Ø	Ø	Ø	-		Ø	Ø	Ø	Ø		-	Ø	Ø	Ø	Ø	-	2	0,21	Ø	Ø	Ø			Ø	-	1/6	Ø	Ø		/	-	1/6	+LA		+LA	+MA	+MA	+	Ø	Ø	Ø	Ø	-	Ø	Ø	Ø	Ø	-	Ø	Ø	Ø	Ø	-	3			0,34	+LA	+LA	+MA	+MA		+	4/6	+MA	+MA		+	+	4/6	+LA	+LA	+MA	+MA	+	Ø	Ø	Ø	Ø	-	+LA	+LA	+MA	+MA	+	+LA	+LA			+MA	+MA	+	5	1,05		+LA	+LA	+MA	+MA		+	5/6	+MA	+MA	+	+	5/6	+LA	+LA	+MA	+MA	+	+MA	+LA	+MA	+MA	+	+LA	+LA	+MA	+MA	+	Ø	Ø	Ø			Ø	-	+LA	+LA	+MA		+MA	+	6*	1,97		+MA	Ø	+MA	+MA	+	6/6	+MA	+MA	+	+	6/6	+MA	Ø	+MA	+MA	+	+MA	Ø	+MA	+MA	+	+MA	Ø	+MA	+MA	+	+MA	Ø	+MA	+MA	+											
		Ø	Ø	Ø	Ø	-		Ø	Ø	Ø	Ø		-	2	0,21	Ø	Ø	Ø			Ø	-	1/6			Ø	Ø		/	-		1/6	+LA		+LA		+MA	+MA	+	Ø	Ø	Ø	Ø	-	Ø	Ø	Ø	Ø	-	Ø	Ø	Ø	Ø	-	3					0,34	+LA	+LA	+MA		+MA		+	4/6		+MA	+MA		+	+	4/6	+LA	+LA	+MA	+MA	+	Ø	Ø	Ø	Ø	-	+LA	+LA	+MA	+MA			+	+LA	+LA				+MA	+MA	+	5		1,05		+LA	+LA	+MA	+MA		+	5/6	+MA	+MA	+	+	5/6	+LA	+LA	+MA	+MA	+	+MA	+LA	+MA	+MA	+	+LA			+LA	+MA	+MA	+	Ø		Ø	Ø				Ø	-	+LA	+LA	+MA		+MA	+	6*	1,97		+MA	Ø	+MA	+MA	+	6/6	+MA	+MA	+	+	6/6	+MA	Ø	+MA	+MA	+	+MA	Ø	+MA	+MA	+	+MA	Ø	+MA	+MA	+	+MA	Ø	+MA	+MA	+
		Ø	Ø	Ø	Ø	-																																																																																																																																																																																
2	0,21	Ø	Ø	Ø	Ø	-	1/6	Ø	Ø	/	-	1/6																																																																																																																																																																										
		+LA	+LA	+MA	+MA	+		Ø	Ø	Ø	Ø		-			Ø	Ø	Ø			Ø	-		Ø	Ø	Ø	Ø		-	3	0,34		+LA		+LA	+MA	+MA	+	4/6	+MA	+MA	+	+	4/6	+LA	+LA	+MA	+MA	+	Ø	Ø	Ø	Ø	-			+LA	+LA			+MA	+MA	+	+LA	+LA		+MA		+MA	+	5		1,05	+LA		+LA	+MA	+MA	+	5/6	+MA	+MA	+	+	5/6	+LA	+LA	+MA	+MA	+	+MA	+LA	+MA	+MA			+	+LA	+LA	+MA		+MA			+	Ø	Ø	Ø		Ø		-	+LA	+LA	+MA		+MA	+	6*	1,97	+MA	Ø	+MA	+MA	+	6/6	+MA	+MA	+	+	6/6	+MA	Ø	+MA	+MA	+	+MA			Ø	+MA	+MA	+	+MA	Ø		+MA	+MA				+	+MA	Ø	+MA	+MA		+																								
		Ø	Ø	Ø	Ø	-		Ø	Ø	Ø	Ø		-			Ø	Ø	Ø	Ø	-	3	0,34		+LA	+LA	+MA	+MA	+	4/6				+MA	+MA	+	+	4/6	+LA		+LA	+MA	+MA	+		Ø	Ø	Ø	Ø	-	+LA	+LA	+MA	+MA	+		+LA	+LA	+MA	+MA		+	5	1,05	+LA	+LA	+MA	+MA		+	5/6		+MA		+MA		+	+	5/6	+LA		+LA	+MA	+MA	+		+MA	+LA	+MA	+MA	+	+LA	+LA	+MA	+MA	+	Ø	Ø	Ø	Ø	-		+LA		+LA	+MA	+MA	+	6*	1,97	+MA		Ø	+MA	+MA	+		6/6	+MA			+MA	+	+	6/6	+MA		Ø	+MA	+MA	+		+MA	Ø	+MA	+MA	+	+MA	Ø	+MA	+MA	+	+MA	Ø	+MA	+MA	+																																				
		Ø	Ø	Ø	Ø	-		Ø	Ø	Ø	Ø		-	3	0,34	+LA	+LA	+MA	+MA	+			4/6	+MA	+MA	+	+	4/6				+LA	+LA	+MA	+MA	+		Ø		Ø	Ø	Ø	-		+LA	+LA	+MA	+MA	+	+LA	+LA	+MA	+MA	+	5	1,05	+LA	+LA	+MA	+MA	+			5/6	+MA	+MA	+	+	5/6			+LA		+LA	+MA	+MA	+		+MA		+LA	+MA	+MA	+		+LA	+LA	+MA	+MA	+	Ø	Ø	Ø	Ø	-	+LA	+LA	+MA	+MA	+	6*	1,97	+MA	Ø	+MA	+MA	+			6/6	+MA	+MA	+	+	6/6	+MA		Ø			+MA	+MA	+		+MA		Ø	+MA	+MA	+		+MA	Ø	+MA	+MA	+	+MA	Ø	+MA	+MA	+																																									
		Ø	Ø	Ø	Ø	-																																																																																																																																																																																
3	0,34	+LA	+LA	+MA	+MA	+	4/6	+MA	+MA	+	+	4/6																																																																																																																																																																										
		+LA	+LA	+MA	+MA	+		Ø	Ø	Ø	Ø		-			+LA	+LA	+MA	+MA	+				+LA	+LA	+MA	+MA			+	5	1,05	+LA	+LA	+MA	+MA		+	5/6	+MA	+MA	+	+	5/6	+LA	+LA	+MA	+MA	+	+MA	+LA	+MA	+MA	+			+LA	+LA	+MA	+MA	+				Ø	Ø	Ø	Ø			-	+LA	+LA	+MA	+MA	+	6*		1,97	+MA	Ø	+MA	+MA	+	6/6	+MA	+MA	+	+	6/6	+MA	Ø	+MA	+MA	+	+MA	Ø	+MA	+MA	+			+MA	Ø	+MA	+MA	+				+MA	Ø	+MA	+MA		+																																																																		
		Ø	Ø	Ø	Ø	-		+LA	+LA	+MA	+MA		+			+LA	+LA	+MA	+MA	+	5	1,05		+LA	+LA	+MA	+MA		+	5/6			+MA	+MA	+	+	5/6	+LA		+LA	+MA	+MA	+		+MA	+LA	+MA	+MA	+	+LA	+LA	+MA	+MA	+			Ø	Ø	Ø	Ø	-	+LA	+LA		+MA	+MA	+	6*		1,97	+MA	Ø	+MA	+MA	+	6/6		+MA		+MA	+	+	6/6	+MA		Ø	+MA	+MA	+		+MA	Ø	+MA	+MA	+	+MA	Ø	+MA	+MA	+			+MA	Ø	+MA	+MA	+																																																																											
		+LA	+LA	+MA	+MA	+		+LA	+LA	+MA	+MA		+	5	1,05	+LA	+LA	+MA	+MA	+			5/6	+MA	+MA	+	+	5/6	+LA				+LA	+MA	+MA	+		+MA		+LA	+MA	+MA	+		+LA	+LA	+MA	+MA	+	Ø	Ø	Ø	Ø	-	+LA	+LA	+MA	+MA	+	6*	1,97	+MA	Ø	+MA	+MA	+	6/6		+MA		+MA	+	+	6/6	+MA			Ø		+MA	+MA	+		+MA		Ø	+MA	+MA	+		+MA	Ø	+MA	+MA	+	+MA	Ø	+MA	+MA	+																																																																																		
		+LA	+LA	+MA	+MA	+																																																																																																																																																																																
5	1,05	+LA	+LA	+MA	+MA	+	5/6	+MA	+MA	+	+	5/6																																																																																																																																																																										
		+LA	+LA	+MA	+MA	+		+MA	+LA	+MA	+MA		+			+LA	+LA	+MA	+MA	+				Ø	Ø	Ø	Ø		-		+LA	+LA	+MA	+MA	+	6*		1,97	+MA	Ø	+MA	+MA	+	6/6	+MA	+MA	+	+	6/6	+MA	Ø	+MA	+MA	+	+MA	Ø	+MA	+MA	+			+MA	Ø	+MA	+MA	+			+MA		Ø	+MA	+MA		+																																																																																																											
		+MA	+LA	+MA	+MA	+		+LA	+LA	+MA	+MA		+			Ø	Ø	Ø	Ø	-	+LA	+LA		+MA	+MA	+	6*		1,97	+MA	Ø	+MA	+MA	+	6/6		+MA		+MA	+	+	6/6	+MA		Ø	+MA	+MA	+		+MA	Ø	+MA	+MA	+	+MA	Ø	+MA	+MA	+			+MA	Ø	+MA	+MA	+																																																																																																																				
		+LA	+LA	+MA	+MA	+		Ø	Ø	Ø	Ø		-	+LA	+LA	+MA	+MA	+	6*	1,97	+MA	Ø	+MA	+MA	+	6/6		+MA		+MA	+	+	6/6	+MA			Ø		+MA	+MA	+		+MA		Ø	+MA	+MA	+		+MA	Ø	+MA	+MA	+	+MA	Ø	+MA	+MA	+																																																																																																																											
		Ø	Ø	Ø	Ø	-																																																																																																																																																																																
+LA	+LA	+MA	+MA	+																																																																																																																																																																																		
6*	1,97	+MA	Ø	+MA	+MA	+	6/6	+MA	+MA	+	+	6/6																																																																																																																																																																										
		+MA	Ø	+MA	+MA	+		+MA	Ø	+MA	+MA		+	+MA	Ø	+MA	+MA	+			+MA	Ø	+MA	+MA	+																																																																																																																																																													
		+MA	Ø	+MA	+MA	+		+MA	Ø	+MA	+MA		+	+MA	Ø	+MA	+MA	+																																																																																																																																																																				
		+MA	Ø	+MA	+MA	+		+MA	Ø	+MA	+MA		+																																																																																																																																																																									
		+MA	Ø	+MA	+MA	+																																																																																																																																																																																

Matrix: Red cabbage (IPL)
 Strain: *L. ivanovii* L174
 Total viable count: 2.3 x 10⁷ CFU/g

Test	Niveau obtenu	Méthode de référence						Méthode alternative				
		Fraser 1/2		Fraser		Résultat	Conclusion	AL 24h	Confirmation		Résultat	Conclusion
		Palcam	OAA	Palcam	OAA				Palcam	RLSP		
1	0,00	Ø	Ø	Ø	Ø	-	0/5	Ø	/	/	-	0/5
		Ø	Ø	Ø	Ø	-		Ø	/	/	-	
		Ø	Ø	Ø	Ø	-		Ø	/	/	-	
		Ø	Ø	Ø	Ø	-		Ø	/	/	-	
		Ø	Ø	Ø	Ø	-		Ø	/	/	-	
2	0,25	Ø	Ø	Ø	Ø	-	1/5	Ø	/	/	-	1/5
		Ø	Ø	Ø	Ø	-		Ø	/	/	-	
		Ø	Ø	Ø	Ø	-		Ø	/	/	-	
		Ø	Ø	Ø	Ø	-		Ø	/	/	-	
		+LA(2)	+LA	+MA	+MA	+		+LA	+	+	+	
3	0,46	Ø	Ø	Ø	Ø	-	2/5	Ø	/	/	-	2/5
		+LA	+LA	+MA	+MA	+		+MA	+	+	+	
		Ø	Ø	Ø	Ø	-		Ø	/	/	-	
		Ø	Ø	Ø	Ø	-		Ø	/	/	-	
		+LA	+LA	+MA	+MA	+		+MA	+	+	+	
4	1,24	Ø	Ø	Ø	Ø	-	4/5	Ø	/	/	-	4/5
		+LA	+LA	+MA	+MA	+		+MA	+	+	+	
		Ø	Ø	Ø	Ø	-		Ø	/	/	-	
		+LA	+LA	+MA	+MA	+		+LA	+	+	+	
		+LA(1)	+LA(2)	+MA	+MA	+		+LA	+	+	+	
5	4,56	+LA(1)	+LA(1)	+MA	+MA	+	+LA	+	+	+		
		+LA	+LA	+MA	+LA	+	+MA	+	+	+		
		+LA	+LA	+MA	+MA	+	+MA	+	+	+		
		+LA	+LA	+MA	+MA	+	+MA	+	+	+		
		+LA	+LA	+MA	+MA	+	+MA	+	+	+		
		+LA	+LA	+MA	+LA	+	+MA	+	+	+		

Matrix: Raw milk (IPL)
 Strain: *L. wehsimeri* L133
 Total viable count: 1.1 x 10⁷ CFU/ml

Taux	Niveau obtenu	Méthode de référence						Méthode alternative																																																																																																																																																														
		Fraser 1/2		Fraser		Résultat	Conclusion	AL 24h	Confirmation		Résultat	Conclusion																																																																																																																																																										
		Palcam	OAA	Palcam	OAA				Palcam	RLSP																																																																																																																																																												
1	0.00	Ø	Ø	Ø	Ø	-	0/5	-LE	/	/	-	0/5																																																																																																																																																										
		Ø	Ø	Ø	Ø	-		Ø	Ø	Ø	Ø		-	Ø	Ø	Ø	Ø	-	Ø	Ø	Ø	Ø	-	Ø	Ø	-LE	-LE	-	2	0.75	+LA	+LA	+MA	+MA	+	3/5	+LA	+	+	+	3/5	Ø	Ø	Ø	Ø	-	Ø	Ø	Ø	Ø	-	+LA	+LA(2)	+MA	+MB	+	+LA	+LA	+MB	+MB	+	Ø	Ø	-LE	Ø	-	3	1.51	+LA	+LA	+MA	+MB	+	5/5	+LB	+	+	+	5/5	+LA	+LA	+MA	+MB	+	+LA	+LA	+MB	+MB	+	+LA	+LA	+MB	+MB	+	+LA	+LA	+LA	+MB	+	Ø	Ø	Ø	Ø	-	4	3.02	+LA	+LA	+MA	+MB	+	5/5	+LA	+	+	+	5/5	+LA	+LA	+MA	+MB	+	+LA	+LA	+MA	+MB	+	+LA	+LA	+MA	+MB	+	+LA	+LA	+MA	+MB	+	+LA	+LA	+MA	+MB	+																								
		Ø	Ø	Ø	Ø	-		Ø	Ø	Ø	Ø		-	Ø	Ø	Ø	Ø	-	Ø	Ø	-LE	-LE	-	2	0.75	+LA	+LA	+MA			+MA	+	3/5	+LA	+		+	+	3/5	Ø		Ø	Ø	Ø	-	Ø	Ø	Ø	Ø	-	+LA	+LA(2)	+MA	+MB	+	+LA	+LA	+MB	+MB	+	Ø	Ø	-LE	Ø	-	3			1.51	+LA	+LA	+MA	+MB		+	5/5	+LB	+		+	+	5/5	+LA	+LA	+MA	+MB	+	+LA	+LA	+MB	+MB	+	+LA	+LA	+MB	+MB	+	+LA	+LA	+LA	+MB	+	Ø	Ø			Ø	Ø	-	4	3.02		+LA	+LA	+MA	+MB		+	5/5	+LA	+	+	+	5/5	+LA	+LA	+MA	+MB	+	+LA	+LA	+MA	+MB	+	+LA	+LA	+MA	+MB	+	+LA	+LA	+MA	+MB	+	+LA	+LA	+MA	+MB	+																	
		Ø	Ø	Ø	Ø	-		Ø	Ø	Ø	Ø		-	Ø	Ø	-LE	-LE	-	2	0.75	+LA	+LA	+MA			+MA	+	3/5			+LA	+		+	+		3/5	Ø		Ø		Ø	Ø	-	Ø	Ø	Ø	Ø	-	+LA	+LA(2)	+MA	+MB	+	+LA	+LA	+MB	+MB	+	Ø	Ø	-LE	Ø	-	3					1.51	+LA	+LA	+MA		+MB		+	5/5		+LB	+		+	+	5/5	+LA	+LA	+MA	+MB	+	+LA	+LA	+MB	+MB	+	+LA	+LA	+MB	+MB	+	+LA	+LA	+LA	+MB			+	Ø	Ø				Ø	Ø	-	4		3.02		+LA	+LA	+MA	+MB		+	5/5	+LA	+	+	+	5/5	+LA	+LA	+MA	+MB	+	+LA	+LA	+MA	+MB	+	+LA	+LA	+MA	+MB	+	+LA	+LA	+MA	+MB	+	+LA	+LA	+MA	+MB	+										
		Ø	Ø	Ø	Ø	-		Ø	Ø	-LE	-LE		-	2	0.75	+LA	+LA	+MA			+MA	+	3/5			+LA	+				+	+		3/5	Ø			Ø		Ø		Ø	-	Ø	Ø	Ø	Ø	-	+LA	+LA(2)	+MA	+MB	+	+LA	+LA	+MB	+MB	+	Ø	Ø	-LE	Ø	-	3							1.51	+LA	+LA		+MA		+MB			+	5/5		+LB	+		+	+	5/5	+LA	+LA	+MA	+MB	+	+LA	+LA	+MB	+MB	+	+LA	+LA	+MB	+MB	+	+LA			+LA	+LA	+MB				+	Ø	Ø					Ø	Ø	-	4		3.02		+LA	+LA	+MA	+MB		+	5/5	+LA	+	+	+	5/5	+LA	+LA	+MA	+MB	+	+LA	+LA	+MA	+MB	+	+LA	+LA	+MA	+MB	+	+LA	+LA	+MA	+MB	+	+LA	+LA	+MA	+MB	+			
		Ø	Ø	-LE	-LE	-		2	0.75	+LA	+LA		+MA			+MA	+	3/5			+LA	+				+	+				3/5	Ø			Ø			Ø		Ø		-	Ø	Ø	Ø	Ø	-	+LA	+LA(2)	+MA	+MB	+	+LA	+LA	+MB	+MB	+	Ø	Ø	-LE	Ø	-	3									1.51	+LA		+LA		+MA			+MB			+	5/5		+LB	+		+	+	5/5	+LA	+LA	+MA	+MB	+	+LA	+LA	+MB	+MB	+	+LA	+LA	+MB			+MB	+	+LA				+LA	+LA	+MB					+	Ø	Ø					Ø	Ø	-	4		3.02		+LA	+LA	+MA	+MB		+	5/5	+LA	+	+	+	5/5	+LA	+LA	+MA	+MB	+	+LA	+LA	+MA	+MB	+	+LA	+LA	+MA	+MB	+	+LA	+LA	+MA	+MB	+	+LA
2	0.75	+LA	+LA	+MA	+MA	+	3/5			+LA	+	+	+			3/5																																																																																																																																																						
		Ø	Ø	Ø	Ø	-				Ø	Ø	Ø	Ø				-				+LA	+LA(2)				+MA	+MB		+	+LA		+LA			+MB	+MB		+		Ø	Ø	-LE	Ø	-	3	1.51	+LA	+LA	+MA	+MB	+	5/5	+LB	+	+	+	5/5	+LA	+LA	+MA	+MB	+					+LA	+LA					+MB	+MB	+		+LA		+LA	+MB			+MB			+	+LA		+LA	+LA		+MB	+	Ø	Ø	Ø	Ø	-	4	3.02	+LA	+LA	+MA	+MB	+	5/5	+LA	+	+			+	5/5	+LA	+LA		+MA			+MB	+	+LA					+LA	+MA	+MB					+	+LA	+LA	+MA		+MB		+	+LA	+LA	+MA		+MB	+	+LA	+LA	+MA	+MB	+														
		Ø	Ø	Ø	Ø	-				+LA	+LA(2)	+MA	+MB				+				+LA	+LA		+MB	+MB	+	Ø		Ø	-LE		Ø	-		3	1.51		+LA	+LA	+MA	+MB	+	5/5	+LB			+	+	+	5/5	+LA		+LA	+MA	+MB	+		+LA	+LA	+MB	+MB	+				+LA	+LA	+MB	+MB				+	+LA	+LA	+LA	+MB		+	Ø		Ø	Ø			Ø	-		4	3.02		+LA	+LA	+MA	+MB	+	5/5	+LA			+	+	+	5/5	+LA		+LA	+MA	+MB	+	+LA	+LA		+MA	+MB		+		+LA	+LA	+MA	+MB		+			+LA	+LA	+MA					+MB	+	+LA	+LA		+MA		+MB	+																								
		+LA	+LA(2)	+MA	+MB	+				+LA	+LA	+MB	+MB				+		Ø	Ø	-LE	Ø		-	3	1.51	+LA	+LA	+MA	+MB		+	5/5				+LB	+	+	+	5/5	+LA		+LA			+MA	+MB	+		+LA		+LA	+MB	+MB	+		+LA	+LA	+MB	+MB	+			+LA	+LA	+LA	+MB	+	Ø			Ø	Ø	Ø	-	4	3.02	+LA	+LA		+MA	+MB		+	5/5	+LA					+	+	+	5/5	+LA		+LA			+MA	+MB	+		+LA		+LA	+MA	+MB	+	+LA	+LA		+MA	+MB	+	+LA	+LA	+MA	+MB	+	+LA		+LA		+MA	+MB	+																																						
		+LA	+LA	+MB	+MB	+				Ø	Ø	-LE	Ø	-	3		1.51		+LA	+LA	+MA	+MB	+	5/5			+LB	+	+	+		5/5		+LA			+LA	+MA	+MB	+		+LA		+LA			+MB	+MB	+		+LA		+LA	+MB	+MB	+		+LA	+LA	+LA	+MB	+		Ø	Ø	Ø	Ø	-	4	3.02	+LA		+LA	+MA	+MB	+			5/5	+LA	+	+	+		5/5		+LA	+LA				+MA	+MB	+		+LA		+LA			+MA	+MB	+		+LA		+LA	+MA	+MB	+	+LA	+LA		+MA	+MB	+	+LA	+LA	+MA	+MB	+																																													
		Ø	Ø	-LE	Ø	-		3	1.51	+LA	+LA	+MA	+MB	+				5/5	+LB	+	+	+	5/5				+LA	+LA	+MA	+MB	+			+LA			+LA	+MB	+MB	+		+LA		+LA			+MB	+MB	+		+LA		+LA	+LA	+MB	+		Ø	Ø	Ø	Ø	-	4	3.02	+LA	+LA	+MA	+MB			+	5/5	+LA	+	+	+				5/5	+LA	+LA	+MA	+MB			+	+LA			+LA	+MA	+MB	+		+LA		+LA			+MA	+MB	+		+LA		+LA	+MA	+MB	+	+LA	+LA		+MA	+MB	+																																																		
3	1.51	+LA	+LA	+MA	+MB	+	5/5			+LB	+	+	+	5/5																																																																																																																																																								
		+LA	+LA	+MA	+MB	+				+LA	+LA	+MB	+MB			+			+LA	+LA	+MB	+MB					+	+LA	+LA	+LA	+MB			+			Ø	Ø	Ø	Ø		-		4	3.02	+LA	+LA	+MA	+MB		+	5/5	+LA	+	+	+	5/5	+LA	+LA	+MA	+MB	+			+LA	+LA	+MA	+MB			+		+LA	+LA	+MA	+MB					+	+LA	+LA	+MA			+MB	+			+LA	+LA	+MA	+MB		+																																																																						
		+LA	+LA	+MB	+MB	+				+LA	+LA	+MB	+MB			+			+LA	+LA	+LA	+MB					+	Ø	Ø	Ø	Ø			-	4	3.02	+LA	+LA	+MA	+MB		+	5/5			+LA	+	+	+	5/5	+LA		+LA	+MA	+MB	+		+LA	+LA	+MA	+MB	+			+LA	+LA	+MA	+MB			+		+LA	+LA	+MA	+MB					+	+LA	+LA	+MA			+MB	+																																																																														
		+LA	+LA	+MB	+MB	+				+LA	+LA	+LA	+MB			+			Ø	Ø	Ø	Ø			-	4	3.02	+LA	+LA	+MA	+MB		+	5/5			+LA	+	+	+	5/5	+LA				+LA	+MA	+MB	+		+LA		+LA	+MA	+MB	+		+LA	+LA	+MA	+MB	+			+LA	+LA	+MA	+MB			+		+LA	+LA	+MA	+MB	+																																																																																									
		+LA	+LA	+LA	+MB	+				Ø	Ø	Ø	Ø		-	4	3.02		+LA	+LA	+MA	+MB		+	5/5			+LA	+	+	+	5/5	+LA				+LA	+MA	+MB	+		+LA				+LA	+MA	+MB	+		+LA		+LA	+MA	+MB	+		+LA	+LA	+MA	+MB	+			+LA	+LA	+MA	+MB	+																																																																																																	
		Ø	Ø	Ø	Ø	-		4	3.02	+LA	+LA	+MA	+MB		+			5/5	+LA	+	+	+	5/5	+LA				+LA	+MA	+MB	+		+LA				+LA	+MA	+MB	+		+LA				+LA	+MA	+MB	+		+LA		+LA	+MA	+MB	+		+LA	+LA	+MA	+MB	+																																																																																																								
4	3.02	+LA	+LA	+MA	+MB	+	5/5			+LA	+	+	+	5/5																																																																																																																																																								
		+LA	+LA	+MA	+MB	+				+LA	+LA	+MA	+MB		+				+LA	+LA	+MA	+MB		+				+LA	+LA	+MA	+MB		+				+LA	+LA	+MA	+MB		+																																																																																																																												
		+LA	+LA	+MA	+MB	+				+LA	+LA	+MA	+MB		+				+LA	+LA	+MA	+MB		+				+LA	+LA	+MA	+MB		+																																																																																																																																					
		+LA	+LA	+MA	+MB	+				+LA	+LA	+MA	+MB		+				+LA	+LA	+MA	+MB		+																																																																																																																																														
		+LA	+LA	+MA	+MB	+				+LA	+LA	+MA	+MB		+																																																																																																																																																							
		+LA	+LA	+MA	+MB	+																																																																																																																																																																

Matrix: Process water (IPL)
 Strain: *L. innocua* L132
 Total viable count: 1.3 x 10² CFU/ml

Titre	Niveau obtenu	Méthode de référence						Méthode alternative				
		Fraser 1/2		Fraser		Résultat	Conclusion	AL 24h	Confirmation		Résultat	Conclusion
		Pelcan	OAA	Pelcan	OAA				Pelcan	RLSP		
1	0,00	Ø	Ø	Ø	Ø	-	0/5	Ø	/	/	-	0/5
		Ø	Ø	Ø	Ø	-		Ø	/	/	-	
		Ø	Ø	Ø	Ø	-		Ø	/	/	-	
		Ø	Ø	Ø	Ø	-		Ø	/	/	-	
		Ø	Ø	Ø	Ø	-		Ø	/	/	-	
2	0,14	Ø	Ø	Ø	Ø	-	0/5	Ø	/	/	-	0/5
		Ø	Ø	Ø	Ø	-		Ø	/	/	-	
		Ø	Ø	Ø	Ø	-		Ø	/	/	-	
		Ø	Ø	Ø	Ø	-		Ø	/	/	-	
		Ø	Ø	Ø	Ø	-		Ø	/	/	-	
3	0,28	Ø	Ø	Ø	Ø	-	1/5	Ø	/	/	-	1/5
		+MA	+MA	+MA	+MA	+		+MA	+	+	+	
		Ø	Ø	Ø	Ø	-		Ø	/	/	-	
		Ø	Ø	Ø	Ø	-		Ø	/	/	-	
		Ø	Ø	Ø	Ø	-		Ø	/	/	-	
4	0,56	Ø	Ø	Ø	Ø	-	3/5	Ø	/	/	-	3/5
		+MA	+MA	+MA	+MA	+		+MA	+	+	+	
		Ø	Ø	Ø	Ø	-		Ø	/	/	-	
		+MA	+MA	+MA	+MA	+		+MA	+	+	+	
		Ø	Ø	Ø	Ø	-		Ø	/	/	-	
5	1,12	+MA	+MA	+MA	+MA	+	5/5	+MA	+	+	+	5/5
		+MA	+MA	+MA	+MA	+		+MA	+	+	+	
		+MA	+MA	+MA	+MA	+		+MA	+	+	+	
		+MA	+MA	+MA	+MA	+		+MA	+	+	+	
		Ø	Ø	Ø	Ø	-		Ø	/	/	-	
6	2,30	+MA	+MA	+MA	+LA	+	0/5	+MA	+	+	+	5/5
		+MA	+LA	+MA	+MA	+		+MA	+	+	+	
		+LA	+MA	+MA	+MA	+		+MA	+	+	+	
		+MA	+MA	+MA	+LA	+		+MA	+	+	+	
		+MA	+MA	+MA	+LA	+		+MA	+	+	+	

Appendix 6 – Inclusivity and exclusivity study: raw data

INCLUSIVITY (initial validation study 2009, IPL)							
No	Strain		Origin	Inoculation level in 225 mL Half Fraser	Colonies on AL medium after incubation for 22 h at 37°C		Result
					Colour	with halo	
1.	L 4	<i>Listeria monocytogenes</i> 1/2a	ATCC 35152	7,0E+00	blue	Yes	+
2.	L5	<i>Listeria monocytogenes</i> 1/2a	Pieces of smoked salmon	9,5E+03	blue	Yes	+
3.	L6	<i>Listeria monocytogenes</i> 1/2a	Pizza	1,0E+06	blue	Yes	+
4.	L7	<i>Listeria monocytogenes</i> 1/2a	Munster cheese (rind)	7,0E+00	blue	Yes	+
5.	L9	<i>Listeria monocytogenes</i> 1/2a	Munster cheese (rind)	8,0E+00	blue	Yes	+
6.	L10	<i>Listeria monocytogenes</i> 1/2a	Rillettes	1,0E+01	blue	Yes	+
7.	L11	<i>Listeria monocytogenes</i> 1/2a	Munster cheese (rind)	5,7E+05	blue	Yes	+
8.	L12	<i>Listeria monocytogenes</i> 1/2a	Smoked salmon	1,2E+01	blue	Yes	+
9.	L13	<i>Listeria monocytogenes</i> 1/2b	Pork ear	9,0E+00	blue	Yes	+
10.	L14	<i>Listeria monocytogenes</i> 1/2c	Ground meat	8,0E+00	blue	Yes	+
11.	L15	<i>Listeria monocytogenes</i> 1/2c	Beef meat	1,1E+04	blue	Yes	+
12.	L16	<i>Listeria monocytogenes</i> 1/2c	Ground meat	8,0E+00	blue	Yes	+
13.	L17	<i>Listeria monocytogenes</i> 1/2c	Bacon	1,5E+04	blue	Yes	+
14.	L18	<i>Listeria monocytogenes</i> 1/2c	Munster cheese (rind)	7,0E+00	blue	Yes	+
15.	L20	<i>Listeria monocytogenes</i> 1/2	Smoked salmon	1,5E+01	blue	Yes	+
16.	L25	<i>Listeria monocytogenes</i> 1/2	Chicken	4,0E+00	blue	Yes	+
17.	L28	<i>Listeria monocytogenes</i> 1/2c	Environment sample	1,2E+01	blue	Yes	+
18.	L32	<i>Listeria monocytogenes</i> 4b	Munster cheese (rind)	6,0E+03	blue	Yes	+
19.	L33	<i>Listeria monocytogenes</i> 4b	ATCC 19115	1,0E+04	blue	Yes	+
20.	L37	<i>Listeria monocytogenes</i> 1/2b	Maroille cheese	3,2E+05	blue	Yes	+
21.	L39	<i>Listeria monocytogenes</i>	Sausage	1,0E+01	blue	Yes	+
22.	L40	<i>Listeria monocytogenes</i> 1/2a	Munster cheese (rind)	4,2E+05	blue	Yes	+
23.	L42	<i>Listeria monocytogenes</i> 1/2a	Chicken meat	6,0E+00	blue	Yes	+
24.	L43	<i>Listeria monocytogenes</i> 1/2a	Ground meat	8,0E+00	blue	Yes	+
25.	L44	<i>Listeria monocytogenes</i> 1/2a	Sausage	7,0E+00	blue	Yes	+
26.	L45	<i>Listeria monocytogenes</i> 1/2a	Wind terrine	4,0E+00	blue	Yes	+

INCLUSIVITY (initial validation study 2009, IPL)							
No	Strain		Origin	Inoculation level in 225 mL Half Fraser	Colonies on AL medium after incubation for 22 h at 37°C		Result
					Colour	with halo	
27.	L47	<i>Listeria monocytogenes</i> 1/2a	Browed potatoes	1,5E+01	blue	Yes	+
28.	L48	<i>Listeria monocytogenes</i> 1/2b	Pork tongue	3,0E+00	blue	Yes	+
29.	L49	<i>Listeria monocytogenes</i> 1/2b	Poultry pâté	9,0E+00	blue	Yes	+
30.	L51	<i>Listeria monocytogenes</i> 1/2b	Germain cheese	1,5E+01	blue	Yes	+
31.	L52	<i>Listeria monocytogenes</i> 1/2b	SLCC 2755	5,0E+00	blue	Yes	+
32.	L53	<i>Listeria monocytogenes</i> 1/2c	Ground meat	8,0E+00	blue	Yes	+
33.	L54	<i>Listeria monocytogenes</i> 1/2c	Meat product	8,0E+00	blue	Yes	+
34.	L55	<i>Listeria monocytogenes</i> 3b	SLCC 2540	8,0E+00	blue	Yes	+
35.	L56	<i>Listeria monocytogenes</i> 3c	SLCC 2479	5,0E+00	blue	Yes	+
36.	L57	<i>Listeria monocytogenes</i> 4a	ATCC 19114	3,0E+00	blue	Yes	+
37.	L58	<i>Listeria monocytogenes</i> 4b	Salad	1,0E+01	blue	Yes	+
38.	L60	<i>Listeria monocytogenes</i> 4d	ATCC 19117	7,0E+00	blue	Yes	+
39.	L61	<i>Listeria monocytogenes</i> 4e	ATCC 19118	4,0E+00	blue	Yes	+
40.	L62	<i>Listeria monocytogenes</i> 4e	Reblochon cheese	3,0E+00	blue	Yes	+
41.	L63	<i>Listeria monocytogenes</i> 4e	Munster cheese (rind)	7,0E+00	blue	Yes	+
42.	L67	<i>Listeria monocytogenes</i> 7	SLCC 2482	7,0E+00	blue	Yes	+
43.	L69	<i>Listeria monocytogenes</i>	Sausage	1,0E+01	blue	Yes	+
44.	L70	<i>Listeria monocytogenes</i>	Salmon from Ireland	8,0E+00	blue	Yes	+
45.	L116	<i>Listeria monocytogenes</i> 1/2a	Fish meal	1,0E+01	blue	Yes	+
46.	L117	<i>Listeria monocytogenes</i> 1/2c	Montbeliard sausage	8,0E+00	blue	Yes	+
47.	L119	<i>Listeria monocytogenes</i>	Spinaches	1,0E+01	blue	Yes	+
48.	L121	<i>Listeria monocytogenes</i>	Neufchatel cheese	9,0E+03	blue	Yes	+
49.	L123	<i>Listeria monocytogenes</i>	Mozzarella cheese	1,2E+01	blue	Yes	+
50.	L124	<i>Listeria monocytogenes</i>	Perch fillet	7,0E+00	blue	Yes	+
51.	L125	<i>Listeria monocytogenes</i>	Vegetables pan fry	6,0E+00	blue	Yes	+
52.	L128	<i>Listeria monocytogenes</i> 1/2a	Soya cattle cake	9,0E+03	blue	Yes	+
53.	L129	<i>Listeria monocytogenes</i> 1/2a	Browed potatoes	7,0E+00	blue	Yes	+
54.	L130	<i>Listeria monocytogenes</i>	Ground meat	5,0E+00	blue	Yes	+

INCLUSIVITY (initial validation study 2009, IPL)							
No	Strain		Origin	Inoculation level in 225 mL Half Fraser	Colonies on AL medium after incubation for 22 h at 37°C		Result
					Colour	with halo	
55.	L137	<i>Listeria monocytogenes</i>	Ground meat	1,0E+01	blue	Yes	+
56.	L141	<i>Listeria monocytogenes</i>	Environmental sample	8,0E+00	blue	Yes	+
57.	L149	<i>Listeria monocytogenes</i>	Environmental sample	5,0E+00	blue	Yes	+
58.	L152	<i>Listeria monocytogenes</i>	Environmental sample	1,0E+04	blue	Yes	+
59.	L156	<i>Listeria monocytogenes</i>	French pies	2,7E+04	blue	Yes	+
60.	L176	<i>Listeria monocytogenes</i>	Beef meat	1,0E+04	blue	Yes	+

INCLUSIVITY (Extension study, 2012, IPL)								
No	Reference	Strain	Origin	Inoculation level (CFU/225 mL)	Colonies on AL agar following 22 h incubation at 37°C		Confirmations Streak on PALCAM	Result
					Colour	Presence of halo		
61.	L226	<i>Listeria monocytogenes</i> 3a	Terrine of herring fillet	196	blue	Yes	+	+
62.	L55	<i>Listeria monocytogenes</i> 3b	Collection SLCC 2540	132	blue	Yes	+	+
63.	L56	<i>Listeria monocytogenes</i> 3c	Collection SLCC 2479	95	blue	Yes	+	+
64.	L57	<i>Listeria monocytogenes</i> 4a	Collection ATCC 19114	96	blue	Yes	+	+
65.	L58	<i>Listeria monocytogenes</i> 4b	Salad	125	blue	Yes	+	+
66.	L217	<i>Listeria monocytogenes</i> 4b	Environment sample	276	blue	Yes	+	+
67.	L60	<i>Listeria monocytogenes</i> 4d	Collection ATCC 19117	110	blue	Yes	+	+
68.	L61	<i>Listeria monocytogenes</i> 4e	Collection ATCC 19118	138	blue	Yes	+	+
69.	L62	<i>Listeria monocytogenes</i> 4e	Reblochon cheese	138	blue	Yes	+	+
70.	L125	<i>Listeria monocytogenes</i>	Fried vegetables	198	blue	Yes	+	+
71.	L12	<i>Listeria monocytogenes</i> 1/2a	Smoked salmon	150	blue	Yes	+	+
72.	L43	<i>Listeria monocytogenes</i> 1/2a	Minced meat	128	blue	Yes	+	+
73.	L44	<i>Listeria monocytogenes</i> 1/2a	Sausage	138	blue	Yes	+	+
74.	L47	<i>Listeria monocytogenes</i> 1/2a	Fried potatoes	94	blue	Yes	+	+
75.	L116	<i>Listeria monocytogenes</i> 1/2a	Shellfish	114	blue	Yes	+	+
76.	L119	<i>Listeria monocytogenes</i> 1/2a	Spinach	162	blue	Yes	+	+
77.	L152	<i>Listeria monocytogenes</i> 1/2a	Environment sample	182	blue	Yes	+	+
78.	L37	<i>Listeria monocytogenes</i> 1/2b	Maroilles with raw milk	136	blue	Yes	+	+
79.	L49	<i>Listeria monocytogenes</i> 1/2b	Chicken livers cream	154	blue	Yes	+	+
80.	L51	<i>Listeria monocytogenes</i> 1/2b	Ripened cheese	144	blue	Yes	+	+
81.	L14	<i>Listeria monocytogenes</i> 1/2c	Minced meat	182	blue	Yes	+	+
82.	L17	<i>Listeria monocytogenes</i> 1/2c	Bacon	98	blue	Yes	+	+
83.	L18	<i>Listeria monocytogenes</i> 1/2c	Munster cheese	146	blue	Yes	+	+
84.	L117	<i>Listeria monocytogenes</i> 1/2c	Sausages from Montbéliard	142	blue	Yes	+	+
85.	L223	<i>Listeria monocytogenes</i> 1/2c	Environment sample	340	blue	Yes	+	+
86.	L124	<i>Listeria monocytogenes</i> 1/2	Perch fillet	182	blue	Yes	+	+

INCLUSIVITY (Extension study, 2012, IPL)								
No	Reference	Strain	Origin	Inoculation level (CFU/225 mL)	Colonies on AL agar following 22 h incubation at 37°C		Confirmations Streak on PALCAM	Result
					Colour	Presence of halo		
87.	L81	<i>Listeria grayi</i>	Collection ATCC 19120	30	blue	NO	+	+
88.	L143	<i>Listeria grayi</i>	Deep-freeze chips	208	blue	NO	+	+
89.	L147	<i>Listeria grayi</i>	Collection CIP 103213	08	blue	NO	+	+
90.	L3	<i>Listeria innocua</i>	Of calf liver	46	blue	NO	+	+
91.	L64	<i>Listeria innocua</i>	Epoisses cheese	114	blue	NO	+	+
92.	L66	<i>Listeria innocua</i>	Spinach	130	blue	NO	+	+
93.	L72	<i>Listeria innocua</i>	Cheese	152	blue	NO	+	+
94.	L76	<i>Listeria innocua</i> 6b	Minced beef	78	blue	NO	+	+
95.	L77	<i>Listeria innocua</i> 6a	Toulouse sausages	182	blue	NO	+	+
96.	L78	<i>Listeria innocua</i>	Cockerel	154	blue	NO	+	+
97.	L108	<i>Listeria innocua</i>	Gorgonzola	62	blue	NO	+	+
98.	L113	<i>Listeria innocua</i>	Smoked halibut	156	blue	NO	+	+
99.	L133	<i>Listeria ivanovii</i>	Roquefort	184	blue	NO	+	+
100.	L151	<i>Listeria ivanovii</i>	Piece of minced beef	196	blue	NO	+	+
101.	L153	<i>Listeria ivanovii</i>	Environment sample	182	blue	NO	+	+
102.	L161	<i>Listeria ivanovii</i> spp. <i>ivanovii</i>	Meat product	244	blue	NO	+	+
103.	L167	<i>Listeria ivanovii</i> spp. <i>londoniensis</i>	Cheese	200	blue	NO	+	+
104.	L83	<i>Listeria seeligeri</i> 1/2b	Jellied pork tongue	112	blue	NO	+	+
105.	L140	<i>Listeria seeligeri</i>	Deep-freeze chips	78	blue	NO	+	+
106.	L142	<i>Listeria seeligeri</i>	Raw milk cheese	82	blue	NO	+	+
107.	L89	<i>Listeria welshimeri</i> 6a	Minced beef	72	blue	NO	+	+
108.	L86	<i>Listeria welshimeri</i> 6b	Collection ATCC 35897	124	blue	NO	+	+
109.	L100	<i>Listeria welshimeri</i>	Spread	15,0	blue	NO	+	+
110.	L101	<i>Listeria welshimeri</i>	Ham	158	blue	NO	+	+
111.	L155	<i>Listeria welshimeri</i>	Salmon fillet	152	blue	NO	+	+

EXCLUSIVITY (initial validation study, IPL)							
No	Strain		Origin	Inoculation level in 225 mL non-selective nutrient broth	Colonies on AL medium after incubation for 22 h at 37°C		Result
					Color	Presence of halo	
1.	BA1	<i>Bacillus cereus</i>	Egg product	9,0E+04	Ø	Ø	-
2.	BA2	<i>Bacillus cereus</i>	Sausage	7,0E+05	Ø	Ø	-
3.	BA14	<i>Bacillus cereus</i>	Egg	6,0E+04	Ø	Ø	-
4.	BA5	<i>Bacillus megaterium</i>	Collection	5,4E+05	Ø	Ø	-
5.	BA6	<i>Bacillus mycoïdes</i>	Collection	4,3E+03	Ø	Ø	-
6.	BA22	<i>Bacillus pumilus</i>	Sausage	1,3E+04	blue	no	-
7.	BA4	<i>Bacillus stearothermophilus</i>	Collection	9,2E+06	Ø	Ø	-
8.	BA29	<i>Bacillus thuringiensis</i>	Collection	1,2E+04	Ø	Ø	-
9.	E10	<i>Enterococcus durans</i>	Collection	1,1E+05	Ø	Ø	-
10.	E1	<i>Enterococcus faecalis</i>	Egg product	9,0E+05	Ø	Ø	-
11.	E2	<i>Enterococcus faecium</i>	ATCC 3286	8,0E+05	Ø	Ø	-
12.	E9	<i>Enterococcus faecium</i>	Tarama	8,0E+05	Ø	Ø	-
13.	L139	<i>Jonesia denitrificans</i>	ATCC 55134	1,0E+04	blue	no	-
14.	LAC5	<i>Lactobacillus reuteri</i>	Dairy product	3,0E+04	Ø	Ø	-
15.	LAC22	<i>Lactobacillus plantarum</i>	Collection	5,4E+04	Ø	Ø	-
16.	39	<i>Oeiskovia xanthineolytica</i>	Reblochon cheese	1,8E+05	blue	no	-
17.	32	<i>Rhodococcus equi</i>	Meat product	1,2E+05	blue	no	-
18.	STA3	<i>Staphylococcus epidermidis</i>	Yoghurt	2,5E+05	blue	no	-

EXCLUSIVITY (extension study, IPL)

Reference	Strain	Origin	Inoculation level (CFU/225 mL)	Colonies on AL agar following 22 h incubation at 37°C	Confirmations		Comments
					Streak on Palcam	Streak on RLSP	
BA15	<i>Bacillus cereus</i>	Custard	7,6. 10E+5	-	/	/	
BA19	<i>Bacillus cereus</i>	Environment	6,2.10E+5	-	/	/	white colonies
BA18	<i>Bacillus circulans</i>	Custard	9,4.10E+5	blue	-	-	typical colonies after 24h incubation
BA26	<i>Bacillus circulans</i>	Environment	3,2.10E+5	blue	-	-	typical colonies after 24h incubation
BA7	<i>Bacillus coagulans</i>	Collection	5,9.10E+4	-	/	/	small and noncoloured colonies with halo
BA16	<i>Bacillus licheniformis</i>	Custard	3,8.10E+5	-	/	/	
BA24	<i>Bacillus mycolides</i>	Soil	4,5.10E+5	-	/	/	
BA12	<i>Bacillus pumilus</i>	Milk	4,4.10E+5	blue	-	+	typical colonies
BA22	<i>Bacillus pumilus</i>	Poultry tabbouleh	1,3.10E+4	blue			colonies without halo
			3,7.10E+5	blue	-	+	typical colonies
BA23	<i>Bacillus sphaericus</i>	/	6,4.10E+5	-	/	/	
BA43	<i>Bacillus subtilis</i>	ATCC 23059	6,6.10E+5	-	/	/	
15	<i>Brochothrix thermosphacta</i>	Minced meat	2,4.10E+4	-	/	/	
37	<i>Corynebacterium flavescens</i>	ATCC10340	1,5.10E+4	-	/	/	
E6	<i>Enterococcus faecalis</i>	Collection ATCC 19433	4,8.10E+5	-	/	/	
E7	<i>Enterococcus faecium</i>	Collection CIP 5433	4,1.10E+5	-	-	-	little colonies dark blue coloured and non typical
L139	<i>Jonesia denitrificans</i>	ATCC 55134	1,0.10E+4	blue			colonies without halo
			4,5.10E+5	-	-	-	little colonies dark blue coloured and non typical
33	<i>Lactobacillus casei</i>	Dairy product	7,4.10E+4	-	/	/	
Lb1	<i>Lactobacillus plantarum</i>	Collection	1,3.10E+4	-	/	/	
M1	<i>Micrococcus</i> spp.	Environment	2,0.10E+5	-	/	/	
39	<i>Oerskovia xanthineolytica</i>	Reblochon cheese	1,8.10E+5	blue			colonies without halo
			8,0.10E+5	blue	-	-	colonies blue if well isolated, but green reflect inside agar
32	<i>Rhodococcus equi</i>	Meat product	1,2.10E+5	blue			colonies without halo
			6,4.10E+4	-	/	/	colonies blanchâtres
ST17	<i>Staphylococcus aureus</i>	Yoghurt	6,5.10E+4	-	/	/	
STA3	<i>Staphylococcus epidermidis</i>	Strawberries yoghurt	2,5.10E+5	blue			colonies without halo
			7,0.10E+5	-	/	/	colonies de couleur bleue très pale
E13	<i>Streptococcus bovis</i>	Collection CIP 5623	9,0.10E+4	-	/	/	

in grey : results obtained during initial validation study

Appendix 7 – Inter-laboratory study: results obtained by the collaborative laboratories (IPL-2008)

Laboratory A

Reference	Reference method				Result	Comparison / expected results	Alternative method				Comparison / expected results
	Fraser 1/2		Fraser				blue colonies with halo		Confirmation on RLM	Result	
	AL	PALCAM	AL	PALCAM			24H	48H			
1	+	+	+	+	<i>L.monocytogenes</i>	=	+	/	*	<i>L.monocytogenes</i>	=
2	+	+	+	+	<i>L.monocytogenes</i>	=	+	/	*	<i>L.monocytogenes</i>	=
3	+	+	+	+	<i>L.monocytogenes</i>	=	+	/	+	<i>L.monocytogenes</i>	=
4	+	+	+	+	<i>L.monocytogenes</i>	=	+	/	+	<i>L.monocytogenes</i>	=
5	-	-	-	-	-	=	-	-	/	-	=
6	-	-	-	-	-	=	-	-	/	-	=
7	-	-	-	-	-	=	-	-	/	-	=
8	-	-	-	-	-	=	-	-	/	-	=
9	+	+	+	+	<i>L.monocytogenes</i>	=	+	/	*	<i>L.monocytogenes</i>	=
10	+	+	+	+	<i>L.monocytogenes</i>	=	+	/	*	<i>L.monocytogenes</i>	=
11	+	+	+	+	<i>L.monocytogenes</i>	=	+	/	+	<i>L.monocytogenes</i>	=
12	+	+	+	+	<i>L.monocytogenes</i>	=	+	/	+	<i>L.monocytogenes</i>	=
13	+	+	+	+	<i>L.monocytogenes</i>	=	+	/	*	<i>L.monocytogenes</i>	=
14	+	+	+	+	<i>L.monocytogenes</i>	=	+	/	*	<i>L.monocytogenes</i>	=
15	+	+	+	+	<i>L.monocytogenes</i>	=	+	/	+	<i>L.monocytogenes</i>	=
16	+	+	+	+	<i>L.monocytogenes</i>	=	+	/	+	<i>L.monocytogenes</i>	=
17	-	-	-	-	-	=	-	-	/	-	=
18	-	-	-	-	-	=	-	-	/	-	=
19	-	-	-	-	-	=	-	-	/	-	=
20	-	-	-	-	-	=	-	-	/	-	=
21	+	+	+	+	<i>L.monocytogenes</i>	=	+	/	*	<i>L.monocytogenes</i>	=
22	+	+	+	+	<i>L.monocytogenes</i>	=	+	/	+	<i>L.monocytogenes</i>	=
23	+	+	+	+	<i>L.monocytogenes</i>	=	+	/	+	<i>L.monocytogenes</i>	=
24	+	+	+	+	<i>L.monocytogenes</i>	=	+	/	+	<i>L.monocytogenes</i>	=
VTC numeration (CFU/ml):					<1						

Laboratory B

Reference	Reference method				Result	Comparison / expected results	Alternative method				Comparison / expected results
	Fraser 1/2		Fraser				blue colonies with halo		Confirmation on RLM	Result	
	AL	PALCAM	AL	PALCAM			24H	48H			
1	+	+	+	+	<i>L.monocytogenes</i>	=	+	/	*	<i>L.monocytogenes</i>	=
2	+	+	+	+	<i>L.monocytogenes</i>	=	+	/	*	<i>L.monocytogenes</i>	=
3	+	+	+	+	<i>L.monocytogenes</i>	=	+	/	+	<i>L.monocytogenes</i>	=
4	+	+	+	+	<i>L.monocytogenes</i>	=	+	/	+	<i>L.monocytogenes</i>	=
5	-	-	-	-	-	=	-	-	/	-	=
6	-	-	-	-	-	=	-	-	/	-	=
7	-	-	-	-	-	=	-	-	/	-	=
8	-	-	-	-	-	=	-	-	/	-	=
9	+	+	+	+	<i>L.monocytogenes</i>	=	+	/	*	<i>L.monocytogenes</i>	=
10	+	+	+	+	<i>L.monocytogenes</i>	=	+	/	*	<i>L.monocytogenes</i>	=
11	+	+	+	+	<i>L.monocytogenes</i>	=	+	/	+	<i>L.monocytogenes</i>	=
12	+	+	+	+	<i>L.monocytogenes</i>	=	+	/	+	<i>L.monocytogenes</i>	=
13	+	+	+	+	<i>L.monocytogenes</i>	=	+	/	*	<i>L.monocytogenes</i>	=
14	+	+	+	+	<i>L.monocytogenes</i>	=	+	/	*	<i>L.monocytogenes</i>	=
15	+	+	+	+	<i>L.monocytogenes</i>	=	+	/	+	<i>L.monocytogenes</i>	=
16	+	+	+	+	<i>L.monocytogenes</i>	=	+	/	+	<i>L.monocytogenes</i>	=
17	-	-	-	-	-	=	-	-	/	-	=
18	-	-	-	-	-	=	-	-	/	-	=
19	-	-	-	-	-	=	-	-	/	-	=
20	-	-	-	-	-	=	-	-	/	-	=
21	+	+	+	+	<i>L.monocytogenes</i>	=	+	/	*	<i>L.monocytogenes</i>	=
22	+	+	+	+	<i>L.monocytogenes</i>	=	+	/	+	<i>L.monocytogenes</i>	=
23	+	+	+	+	<i>L.monocytogenes</i>	=	+	/	+	<i>L.monocytogenes</i>	=
24	+	+	+	+	<i>L.monocytogenes</i>	=	+	/	+	<i>L.monocytogenes</i>	=
VTC numeration (CFU/ml):					<1						

Laboratory C

Reference	Reference method				Result	Comparison / expected results	Alternative method			Comparison / expected results	
	Fraser 1/2		Fraser				blue colonies with halo		Confirmation on RLM		Result
	AL	PALCAM	AL	PALCAM			24H	48H			
1	+	+	+	+	<i>L.monocytogenes</i>	=	+	/	+	<i>L.monocytogenes</i>	=
2	+	+	+	+	<i>L.monocytogenes</i>	=	+	/	+	<i>L.monocytogenes</i>	=
3	+	+	+	+	<i>L.monocytogenes</i>	=	+	/	+	<i>L.monocytogenes</i>	=
4	+	+	+	+	<i>L.monocytogenes</i>	=	+	/	+	<i>L.monocytogenes</i>	=
5	-	-	-	-	-	=	-	-	/	-	=
6	-	-	-	-	-	=	-	-	/	-	=
7	-	-	-	-	-	=	-	-	/	-	=
8	-	-	-	-	-	=	-	-	/	-	=
9	+	+	+	+	<i>L.monocytogenes</i>	=	+	/	+	<i>L.monocytogenes</i>	=
10	+	+	+	+	<i>L.monocytogenes</i>	=	+	/	+	<i>L.monocytogenes</i>	=
11	+	+	+	+	<i>L.monocytogenes</i>	=	+	/	+	<i>L.monocytogenes</i>	=
12	+	+	+	+	<i>L.monocytogenes</i>	=	+	/	+	<i>L.monocytogenes</i>	=
13	+	+	+	+	<i>L.monocytogenes</i>	=	+	/	+	<i>L.monocytogenes</i>	=
14	+	+	+	+	<i>L.monocytogenes</i>	=	+	/	+	<i>L.monocytogenes</i>	=
15	+	+	+	+	<i>L.monocytogenes</i>	=	+	/	+	<i>L.monocytogenes</i>	=
16	+	+	+	+	<i>L.monocytogenes</i>	=	+	/	+	<i>L.monocytogenes</i>	=
17	-	-	-	-	-	=	-	-	/	-	=
18	-	-	-	-	-	=	-	-	/	-	=
19	-	-	-	-	-	=	-	-	/	-	=
20	-	-	-	-	-	=	-	-	/	-	=
21	+	+	+	+	<i>L.monocytogenes</i>	=	+	/	+	<i>L.monocytogenes</i>	=
22	+	+	+	+	<i>L.monocytogenes</i>	=	+	/	+	<i>L.monocytogenes</i>	=
23	+	+	+	+	<i>L.monocytogenes</i>	=	+	/	+	<i>L.monocytogenes</i>	=
24	+	+	+	+	<i>L.monocytogenes</i>	=	+	/	+	<i>L.monocytogenes</i>	=

VTC numeration (CFU/ml): <1

Laboratory D

Reference	Reference method				Result	Comparison / expected results	Alternative method			Comparison / expected results	
	Fraser 1/2		Fraser				blue colonies with halo		Confirmation on RLM		Result
	AL	PALCAM	AL	PALCAM			24H	48H			
1	+	+	+	+	<i>L.monocytogenes</i>	=	+	/	+	<i>L.monocytogenes</i>	=
2	+	+	+	+	<i>L.monocytogenes</i>	=	+	/	+	<i>L.monocytogenes</i>	=
3	+	+	+	+	<i>L.monocytogenes</i>	=	+	/	+	<i>L.monocytogenes</i>	=
4	+	+	+	+	<i>L.monocytogenes</i>	=	+	/	+	<i>L.monocytogenes</i>	=
5	-	-	-	-	-	=	-	-	/	-	=
6	-	-	-	-	-	=	-	-	/	-	=
7	-	-	-	-	-	=	-	-	/	-	=
8	-	-	-	-	-	=	-	-	/	-	=
9	+	+	+	+	<i>L.monocytogenes</i>	=	+	/	+	<i>L.monocytogenes</i>	=
10	+	+	+	+	<i>L.monocytogenes</i>	=	+	/	+	<i>L.monocytogenes</i>	=
11	+	+	+	+	<i>L.monocytogenes</i>	=	+	/	+	<i>L.monocytogenes</i>	=
12	+	+	+	+	<i>L.monocytogenes</i>	=	+	/	+	<i>L.monocytogenes</i>	=
13	+	+	+	+	<i>L.monocytogenes</i>	=	+	/	+	<i>L.monocytogenes</i>	=
14	+	+	+	+	<i>L.monocytogenes</i>	=	+	/	+	<i>L.monocytogenes</i>	=
15	+	+	+	+	<i>L.monocytogenes</i>	=	+	/	+	<i>L.monocytogenes</i>	=
16	+	+	+	+	<i>L.monocytogenes</i>	=	+	/	+	<i>L.monocytogenes</i>	=
17	-	-	-	-	-	=	-	-	/	-	=
18	-	-	-	-	-	=	-	-	/	-	=
19	-	-	-	-	-	=	-	-	/	-	=
20	-	-	-	-	-	=	-	-	/	-	=
21	+	+	+	+	<i>L.monocytogenes</i>	=	+	/	+	<i>L.monocytogenes</i>	=
22	+	+	+	+	<i>L.monocytogenes</i>	=	+	/	+	<i>L.monocytogenes</i>	=
23	+	+	+	+	<i>L.monocytogenes</i>	=	+	/	+	<i>L.monocytogenes</i>	=
24	+	+	+	+	<i>L.monocytogenes</i>	=	+	/	+	<i>L.monocytogenes</i>	=

VTC numeration (CFU/ml): 30

Laboratory E

Reference	Reference method				Result	Comparison / expected results	Alternative method			Comparison / expected results	
	Fraser 1/2		Fraser				blue colonies w ith halo		Confirmation on RLM		Result
	AL	PALCAM	AL	PALCAM			24H	48H			
1	+	+	+	+	<i>L.monocytogenes</i>	=	+	/	+	<i>L.monocytogenes</i>	=
2	+	+	+	+	<i>L.monocytogenes</i>	=	+	/	+	<i>L.monocytogenes</i>	=
3	+	+	+	+	<i>L.monocytogenes</i>	=	+	/	+	<i>L.monocytogenes</i>	=
4	+	+	+	+	<i>L.monocytogenes</i>	=	+	/	+	<i>L.monocytogenes</i>	=
5	-	-	-	-	-	=	-	-	/	-	=
6	-	-	-	-	-	=	-	-	/	-	=
7	-	-	-	-	-	=	-	-	/	-	=
8	-	-	-	-	-	=	-	-	/	-	=
9	+	+	+	+	<i>L.monocytogenes</i>	=	+	/	+	<i>L.monocytogenes</i>	=
10	+	+	+	+	<i>L.monocytogenes</i>	=	+	/	+	<i>L.monocytogenes</i>	=
11	+	+	+	+	<i>L.monocytogenes</i>	=	+	/	+	<i>L.monocytogenes</i>	=
12	+	+	+	+	<i>L.monocytogenes</i>	=	+	/	+	<i>L.monocytogenes</i>	=
13	+	+	+	+	<i>L.monocytogenes</i>	=	+	/	+	<i>L.monocytogenes</i>	=
14	+	+	+	+	<i>L.monocytogenes</i>	=	+	/	+	<i>L.monocytogenes</i>	=
15	+	+	+	+	<i>L.monocytogenes</i>	=	+	/	+	<i>L.monocytogenes</i>	=
16	+	+	+	+	<i>L.monocytogenes</i>	=	+	/	+	<i>L.monocytogenes</i>	=
17	-	-	-	-	-	=	-	-	/	-	=
18	-	-	-	-	-	=	-	-	/	-	=
19	-	-	-	-	-	=	-	-	/	-	=
20	-	-	-	-	-	=	-	-	/	-	=
21	+	+	+	+	<i>L.monocytogenes</i>	=	+	/	+	<i>L.monocytogenes</i>	=
22	+	+	+	+	<i>L.monocytogenes</i>	=	+	/	+	<i>L.monocytogenes</i>	=
23	+	+	+	+	<i>L.monocytogenes</i>	=	+	/	+	<i>L.monocytogenes</i>	=
24	+	+	+	+	<i>L.monocytogenes</i>	=	+	/	+	<i>L.monocytogenes</i>	=
VTC numeration (CFU/ml):				1							

Laboratory F

Reference	Reference method				Result	Comparison / expected results	Alternative method			Comparison / expected results	
	Fraser 1/2		Fraser				blue colonies w ith halo		Confirmation on RLM		Result
	AL	PALCAM	AL	PALCAM			24H	48H			
1	+	+	+	+	<i>L.monocytogenes</i>	=	+	/	+	<i>L.monocytogenes</i>	=
2	+	+	+	+	<i>L.monocytogenes</i>	=	+	/	+	<i>L.monocytogenes</i>	=
3	+	+	+	+	<i>L.monocytogenes</i>	=	+	/	+	<i>L.monocytogenes</i>	=
4	+	+	+	+	<i>L.monocytogenes</i>	=	+	/	+	<i>L.monocytogenes</i>	=
5	-	-	-	-	-	=	-	-	/	-	=
6	-	-	-	-	-	=	-	-	/	-	=
7	-	-	-	-	-	=	-	-	/	-	=
8	-	-	-	-	-	=	-	-	/	-	=
9	+	+	+	+	<i>L.monocytogenes</i>	=	+	/	+	<i>L.monocytogenes</i>	=
10	+	+	+	+	<i>L.monocytogenes</i>	=	+	/	+	<i>L.monocytogenes</i>	=
11	+	+	+	+	<i>L.monocytogenes</i>	=	+	/	+	<i>L.monocytogenes</i>	=
12	+	+	+	+	<i>L.monocytogenes</i>	=	+	/	+	<i>L.monocytogenes</i>	=
13	+	+	+	+	<i>L.monocytogenes</i>	=	+	/	+	<i>L.monocytogenes</i>	=
14	+	+	+	+	<i>L.monocytogenes</i>	=	+	/	+	<i>L.monocytogenes</i>	=
15	+	+	+	+	<i>L.monocytogenes</i>	=	+	/	+	<i>L.monocytogenes</i>	=
16	+	+	+	+	<i>L.monocytogenes</i>	=	+	/	+	<i>L.monocytogenes</i>	=
17	-	-	-	-	-	=	-	-	/	-	=
18	-	-	-	-	-	=	-	-	/	-	=
19	-	-	-	-	-	=	-	-	/	-	=
20	-	-	-	-	-	=	-	-	/	-	=
21	+	+	+	+	<i>L.monocytogenes</i>	=	+	/	+	<i>L.monocytogenes</i>	=
22	+	+	+	+	<i>L.monocytogenes</i>	=	+	/	+	<i>L.monocytogenes</i>	=
23	+	+	+	+	<i>L.monocytogenes</i>	=	+	/	+	<i>L.monocytogenes</i>	=
24	+	+	+	+	<i>L.monocytogenes</i>	=	+	/	+	<i>L.monocytogenes</i>	=
VTC numeration (CFU/ml):				NC							

Laboratory G

Reference	Reference method				Result	Comparison / expected results	Alternative method				Comparison / expected results
	Fraser 1/2		Fraser				blue colonies with halo		Confirmation on RLM	Result	
	AL	PALCAM	AL	PALCAM			24H	48H			
1	+	+	+	+	<i>L.monocytogenes</i>	=	+	/	*	<i>L.monocytogenes</i>	=
2	+	+	+	+	<i>L.monocytogenes</i>	=	+	/	*	<i>L.monocytogenes</i>	=
3	+	+	+	+	<i>L.monocytogenes</i>	=	+	/	*	<i>L.monocytogenes</i>	=
4	+	+	+	+	<i>L.monocytogenes</i>	=	+	/	*	<i>L.monocytogenes</i>	=
5	-	-	-	-	-	=	-	-	/	-	=
6	-	-	-	-	-	=	-	-	/	-	=
7	-	-	-	-	-	=	-	-	/	-	=
8	-	-	-	-	-	=	-	-	/	-	=
9	+	+	+	+	<i>L.monocytogenes</i>	=	+	/	*	<i>L.monocytogenes</i>	=
10	+	+	+	+	<i>L.monocytogenes</i>	=	+	/	*	<i>L.monocytogenes</i>	=
11	+	+	+	+	<i>L.monocytogenes</i>	=	+	/	*	<i>L.monocytogenes</i>	=
12	+	+	+	+	<i>L.monocytogenes</i>	=	+	/	*	<i>L.monocytogenes</i>	=
13	+	+	+	+	<i>L.monocytogenes</i>	=	+	/	*	<i>L.monocytogenes</i>	=
14	+	+	+	+	<i>L.monocytogenes</i>	=	+	/	*	<i>L.monocytogenes</i>	=
15	+	+	+	+	<i>L.monocytogenes</i>	=	+	/	*	<i>L.monocytogenes</i>	=
16	+	+	+	+	<i>L.monocytogenes</i>	=	+	/	*	<i>L.monocytogenes</i>	=
17	-	-	-	-	-	=	-	-	/	-	=
18	-	-	-	-	-	=	-	-	/	-	=
19	-	-	-	-	-	=	-	-	/	-	=
20	-	-	-	-	-	=	-	-	/	-	=
21	+	+	+	+	<i>L.monocytogenes</i>	=	+	/	*	<i>L.monocytogenes</i>	=
22	+	+	+	+	<i>L.monocytogenes</i>	=	+	/	*	<i>L.monocytogenes</i>	=
23	+	+	+	+	<i>L.monocytogenes</i>	=	+	/	*	<i>L.monocytogenes</i>	=
24	+	+	+	+	<i>L.monocytogenes</i>	=	+	/	*	<i>L.monocytogenes</i>	=

VTC numeration (CFU/ml): <1

Laboratory H

Reference	Reference method				Result	Comparison / expected results	Alternative method				Comparison / expected results
	Fraser 1/2		Fraser				blue colonies with halo		Confirmation on RLM	Result	
	AL	PALCAM	AL	PALCAM			24H	48H			
1	+	+	+	+	<i>L.monocytogenes</i>	=	+	/	*	<i>L.monocytogenes</i>	=
2	+	+	+	+	<i>L.monocytogenes</i>	=	+	/	*	<i>L.monocytogenes</i>	=
3	+	+	+	+	<i>L.monocytogenes</i>	=	+	/	*	<i>L.monocytogenes</i>	=
4	+	+	+	+	<i>L.monocytogenes</i>	=	+	/	*	<i>L.monocytogenes</i>	=
5	-	-	-	-	-	=	-	-	/	-	=
6	-	-	-	-	-	=	-	-	/	-	=
7	-	-	-	-	-	=	-	-	/	-	=
8	-	-	-	-	-	=	-	-	/	-	=
9	+	+	+	+	<i>L.monocytogenes</i>	=	+	/	*	<i>L.monocytogenes</i>	=
10	+	+	+	+	<i>L.monocytogenes</i>	=	+	/	*	<i>L.monocytogenes</i>	=
11	+	+	+	+	<i>L.monocytogenes</i>	=	+	/	*	<i>L.monocytogenes</i>	=
12	+	+	+	+	<i>L.monocytogenes</i>	=	+	/	*	<i>L.monocytogenes</i>	=
13	+	+	+	+	<i>L.monocytogenes</i>	=	+	/	*	<i>L.monocytogenes</i>	=
14	+	+	+	+	<i>L.monocytogenes</i>	=	+	/	*	<i>L.monocytogenes</i>	=
15	-	-	-	-	-	#	-	-	/	-	#
16	-	-	-	-	-	#	-	-	/	-	#
17	-	-	-	-	-	=	-	-	/	-	=
18	-	-	-	-	-	=	-	-	/	-	=
19	-	-	-	-	-	=	-	-	/	-	=
20	-	-	-	-	-	=	-	-	/	-	=
21	+	+	+	+	<i>L.monocytogenes</i>	=	+	/	*	<i>L.monocytogenes</i>	=
22	+	+	+	+	<i>L.monocytogenes</i>	=	+	/	*	<i>L.monocytogenes</i>	=
23	-	-	-	-	-	#	-	-	/	-	#
24	-	-	-	-	-	#	-	-	/	-	#

VTC numeration (CFU/ml): <1

Laboratory I

Reference	Reference method				Result	Comparison / expected results	Alternative method			Comparison / expected results	
	Fraser 1/2		Fraser				blue colonies with halo		Confirmation on RLM		Result
	AL	PALCAM	AL	PALCAM			24H	48H			
1	+	+	+	+	<i>L.monocytogenes</i>	=	+	/	+	<i>L.monocytogenes</i>	=
2	+	+	+	+	<i>L.monocytogenes</i>	=	+	/	+	<i>L.monocytogenes</i>	=
3	+	+	+	+	<i>L.monocytogenes</i>	=	+	/	+	<i>L.monocytogenes</i>	=
4	+	+	+	+	<i>L.monocytogenes</i>	=	+	/	+	<i>L.monocytogenes</i>	=
5	-	-	-	-	-	=	-	-	/	-	=
6	-	-	-	-	-	=	-	-	/	-	=
7	-	-	-	-	-	=	-	-	/	-	=
8	-	-	-	-	-	=	-	-	/	-	=
9	+	+	+	+	<i>L.monocytogenes</i>	=	+	/	+	<i>L.monocytogenes</i>	=
10	+	+	+	+	<i>L.monocytogenes</i>	=	+	/	+	<i>L.monocytogenes</i>	=
11	+	+	+	+	<i>L.monocytogenes</i>	=	+	/	+	<i>L.monocytogenes</i>	=
12	+	+	+	+	<i>L.monocytogenes</i>	=	+	/	+	<i>L.monocytogenes</i>	=
13	+	+	+	+	<i>L.monocytogenes</i>	=	+	/	+	<i>L.monocytogenes</i>	=
14	+	+	+	+	<i>L.monocytogenes</i>	=	+	/	+	<i>L.monocytogenes</i>	=
15	+	+	+	+	<i>L.monocytogenes</i>	=	+	/	+	<i>L.monocytogenes</i>	=
16	+	+	+	+	<i>L.monocytogenes</i>	=	+	/	+	<i>L.monocytogenes</i>	=
17	-	-	-	-	-	=	-	-	/	-	=
18	-	-	-	-	-	=	-	-	/	-	=
19	-	-	-	-	-	=	-	-	/	-	=
20	-	-	-	-	-	=	-	-	/	-	=
21	+	+	+	+	<i>L.monocytogenes</i>	=	+	/	+	<i>L.monocytogenes</i>	=
22	+	+	+	+	<i>L.monocytogenes</i>	=	+	/	+	<i>L.monocytogenes</i>	=
23	+	+	+	+	<i>L.monocytogenes</i>	=	+	/	+	<i>L.monocytogenes</i>	=
24	+	+	+	+	<i>L.monocytogenes</i>	=	+	/	+	<i>L.monocytogenes</i>	=

VTC numeration (CFU/ml): <1

Laboratory J

Reference	Reference method				Result	Comparison / expected results	Alternative method			Comparison / expected results	
	Fraser 1/2		Fraser				blue colonies with halo		Confirmation on RLM		Result
	AL	PALCAM	AL	PALCAM			24H	48H			
1	+	+	+	+	<i>L.monocytogenes</i>	=	+	/	+	<i>L.monocytogenes</i>	=
2	+	+	+	+	<i>L.monocytogenes</i>	=	+	/	+	<i>L.monocytogenes</i>	=
3	+	+	+	+	<i>L.monocytogenes</i>	=	+	/	+	<i>L.monocytogenes</i>	=
4	+	+	+	+	<i>L.monocytogenes</i>	=	+	/	+	<i>L.monocytogenes</i>	=
5	-	-	-	-	-	=	-	-	/	-	=
6	-	-	-	-	-	=	-	-	/	-	=
7	-	-	-	-	-	=	-	-	/	-	=
8	-	-	-	-	-	=	-	-	/	-	=
9	+	+	+	+	<i>L.monocytogenes</i>	=	+	/	+	<i>L.monocytogenes</i>	=
10	+	+	+	+	<i>L.monocytogenes</i>	=	+	/	+	<i>L.monocytogenes</i>	=
11	+	+	+	+	<i>L.monocytogenes</i>	=	+	/	+	<i>L.monocytogenes</i>	=
12	+	+	+	+	<i>L.monocytogenes</i>	=	+	/	+	<i>L.monocytogenes</i>	=
13	+	+	+	+	<i>L.monocytogenes</i>	=	+	/	+	<i>L.monocytogenes</i>	=
14	+	+	+	+	<i>L.monocytogenes</i>	=	+	/	+	<i>L.monocytogenes</i>	=
15	+	+	+	+	<i>L.monocytogenes</i>	=	+	/	+	<i>L.monocytogenes</i>	=
16	+	+	+	+	<i>L.monocytogenes</i>	=	+	/	+	<i>L.monocytogenes</i>	=
17	-	-	-	-	-	=	-	-	/	-	=
18	-	-	-	-	-	=	-	-	/	-	=
19	-	-	-	-	-	=	-	-	/	-	=
20	-	-	-	-	-	=	-	-	/	-	=
21	+	+	+	+	<i>L.monocytogenes</i>	=	+	/	+	<i>L.monocytogenes</i>	=
22	+	+	+	+	<i>L.monocytogenes</i>	=	+	/	+	<i>L.monocytogenes</i>	=
23	+	+	+	+	<i>L.monocytogenes</i>	=	+	/	+	<i>L.monocytogenes</i>	=
24	+	+	+	+	<i>L.monocytogenes</i>	=	+	/	+	<i>L.monocytogenes</i>	=

VTC numeration (CFU/ml): 20

Laboratory K

Reference	Reference method				Result	Comparison / expected results	Alternative method				Comparison / expected results
	Fraser 1/2		Fraser				blue colonies w/ith halo		Confirmation on RLM	Result	
	AL	PALCAM	AL	PALCAM			24H	48H			
1	+	+	+	+	<i>L.monocytogenes</i>	=	+	/	+	<i>L.monocytogenes</i>	=
2	+	+	+	+	<i>L.monocytogenes</i>	=	+	/	+	<i>L.monocytogenes</i>	=
3	+	+	+	+	<i>L.monocytogenes</i>	=	+	/	+	<i>L.monocytogenes</i>	=
4	+	+	+	+	<i>L.monocytogenes</i>	=	+	/	+	<i>L.monocytogenes</i>	=
5	-	-	-	-	-	=	-	-	/	-	=
6	-	-	-	-	-	=	-	-	/	-	=
7	-	-	-	-	-	=	-	-	/	-	=
8	-	-	-	-	-	=	-	-	/	-	=
9	+	+	+	+	<i>L.monocytogenes</i>	=	+	/	+	<i>L.monocytogenes</i>	=
10	+	+	+	+	<i>L.monocytogenes</i>	=	+	/	+	<i>L.monocytogenes</i>	=
11	+	+	+	+	<i>L.monocytogenes</i>	=	+	/	+	<i>L.monocytogenes</i>	=
12	+	+	+	+	<i>L.monocytogenes</i>	=	+	/	+	<i>L.monocytogenes</i>	=
13	+	+	+	+	<i>L.monocytogenes</i>	=	+	/	+	<i>L.monocytogenes</i>	=
14	+	+	+	+	<i>L.monocytogenes</i>	=	+	/	+	<i>L.monocytogenes</i>	=
15	+	+	+	+	<i>L.monocytogenes</i>	=	+	/	+	<i>L.monocytogenes</i>	=
16	+	+	+	+	<i>L.monocytogenes</i>	=	+	/	+	<i>L.monocytogenes</i>	=
17	-	-	-	-	-	=	-	-	/	-	=
18	-	-	-	-	-	=	-	-	/	-	=
19	-	-	-	-	-	=	-	-	/	-	=
20	-	-	-	-	-	=	-	-	/	-	=
21	+	+	+	+	<i>L.monocytogenes</i>	=	+	/	+	<i>L.monocytogenes</i>	=
22	+	+	+	+	<i>L.monocytogenes</i>	=	+	/	+	<i>L.monocytogenes</i>	=
23	+	+	+	+	<i>L.monocytogenes</i>	=	+	/	+	<i>L.monocytogenes</i>	=
24	+	+	+	+	<i>L.monocytogenes</i>	=	+	/	+	<i>L.monocytogenes</i>	=
VTC numeration (CFU/ml):				1							

Laboratory L

Reference	Reference method				Result	Comparison / expected results	Alternative method				Comparison / expected results
	Fraser 1/2		Fraser				blue colonies w/ith halo		Confirmation on RLM	Result	
	AL	PALCAM	AL	PALCAM			24H	48H			
1	+	+	+	+	<i>L.monocytogenes</i>	=	+	/	+	<i>L.monocytogenes</i>	=
2	+	+	+	+	<i>L.monocytogenes</i>	=	+	/	+	<i>L.monocytogenes</i>	=
3	+	+	+	+	<i>L.monocytogenes</i>	=	+	/	+	<i>L.monocytogenes</i>	=
4	+	+	+	+	<i>L.monocytogenes</i>	=	+	/	+	<i>L.monocytogenes</i>	=
5	-	-	-	-	-	=	-	-	/	-	=
6	-	-	-	-	-	=	-	-	/	-	=
7	-	-	-	-	-	=	-	-	/	-	=
8	-	-	-	-	-	=	-	-	/	-	=
9	+	+	+	+	<i>L.monocytogenes</i>	=	+	/	+	<i>L.monocytogenes</i>	=
10	+	+	+	+	<i>L.monocytogenes</i>	=	+	/	+	<i>L.monocytogenes</i>	=
11	+	+	+	+	<i>L.monocytogenes</i>	=	+	/	+	<i>L.monocytogenes</i>	=
12	+	+	+	+	<i>L.monocytogenes</i>	=	+	/	+	<i>L.monocytogenes</i>	=
13	+	+	+	+	<i>L.monocytogenes</i>	=	+	/	+	<i>L.monocytogenes</i>	=
14	+	+	+	+	<i>L.monocytogenes</i>	=	+	/	+	<i>L.monocytogenes</i>	=
15	+	+	+	+	<i>L.monocytogenes</i>	=	+	/	+	<i>L.monocytogenes</i>	=
16	+	+	+	+	<i>L.monocytogenes</i>	=	+	/	+	<i>L.monocytogenes</i>	=
17	-	-	-	-	-	=	-	-	/	-	=
18	-	-	-	-	-	=	-	-	/	-	=
19	-	-	-	-	-	=	-	-	/	-	=
20	-	-	-	-	-	=	-	-	/	-	=
21	+	+	+	+	<i>L.monocytogenes</i>	=	+	/	+	<i>L.monocytogenes</i>	=
22	+	+	+	+	<i>L.monocytogenes</i>	=	+	/	+	<i>L.monocytogenes</i>	=
23	+	+	+	+	<i>L.monocytogenes</i>	=	+	/	+	<i>L.monocytogenes</i>	=
24	+	+	+	+	<i>L.monocytogenes</i>	=	+	/	+	<i>L.monocytogenes</i>	=
VTC numeration (CFU/ml):				NC							

Laboratory M

Reference	Reference method				Comparison / expected results	Alternative method			Comparison / expected results		
	Fraser 1/2		Fraser			Result	blue colonies w th halo			Confirmation on RLM	Result
	AL	PALCAM	AL	PALCAM			24H	48H			
1	+	+	+	+	<i>L.monocytogenes</i>	=	+	/	+	<i>L.monocytogenes</i>	=
2	+	+	+	+	<i>L.monocytogenes</i>	=	+	/	+	<i>L.monocytogenes</i>	=
3	+	+	+	+	<i>L.monocytogenes</i>	=	+	/	+	<i>L.monocytogenes</i>	=
4	+	+	+	+	<i>L.monocytogenes</i>	=	+	/	+	<i>L.monocytogenes</i>	=
5	-	-	-	-	-	=	-	-	/	-	=
6	-	-	-	-	-	=	-	-	/	-	=
7	-	-	-	-	-	=	-	-	/	-	=
8	-	-	-	-	-	=	-	-	/	-	=
9	+	+	+	+	<i>L.monocytogenes</i>	=	+	/	+	<i>L.monocytogenes</i>	=
10	+	+	+	+	<i>L.monocytogenes</i>	=	+	/	+	<i>L.monocytogenes</i>	=
11	+	+	+	+	<i>L.monocytogenes</i>	=	+	/	+	<i>L.monocytogenes</i>	=
12	+	+	+	+	<i>L.monocytogenes</i>	=	+	/	+	<i>L.monocytogenes</i>	=
13	+	+	+	+	<i>L.monocytogenes</i>	=	+	/	+	<i>L.monocytogenes</i>	=
14	+	+	+	+	<i>L.monocytogenes</i>	=	+	/	+	<i>L.monocytogenes</i>	=
15	+	+	+	+	<i>L.monocytogenes</i>	=	+	/	+	<i>L.monocytogenes</i>	=
16	+	+	+	+	<i>L.monocytogenes</i>	=	+	/	+	<i>L.monocytogenes</i>	=
17	-	-	-	-	-	=	-	-	/	-	=
18	-	-	-	-	-	=	-	-	/	-	=
19	-	-	-	-	-	=	-	-	/	-	=
20	-	-	-	-	-	=	-	-	/	-	=
21	+	+	+	+	<i>L.monocytogenes</i>	=	+	/	+	<i>L.monocytogenes</i>	=
22	+	+	+	+	<i>L.monocytogenes</i>	=	+	/	+	<i>L.monocytogenes</i>	=
23	+	+	+	+	<i>L.monocytogenes</i>	=	+	/	+	<i>L.monocytogenes</i>	=
24	+	+	+	+	<i>L.monocytogenes</i>	=	+	/	+	<i>L.monocytogenes</i>	=
VTC numeration (CFU/ml):				<1							

Laboratory N

Reference	Reference method				Comparison / expected results	Alternative method			Comparison / expected results		
	Fraser 1/2		Fraser			Result	blue colonies w th halo			Confirmation on RLM	Result
	AL	PALCAM	AL	PALCAM			24H	48H			
1	+	+	+	+	<i>L.monocytogenes</i>	=	+	/	+	<i>L.monocytogenes</i>	=
2	+	+	+	+	<i>L.monocytogenes</i>	=	+	/	+	<i>L.monocytogenes</i>	=
3	+	+	+	+	<i>L.monocytogenes</i>	=	+	/	+	<i>L.monocytogenes</i>	=
4	+	+	+	+	<i>L.monocytogenes</i>	=	+	/	+	<i>L.monocytogenes</i>	=
5	-	-	-	-	-	=	-	-	/	-	=
6	-	-	-	-	-	=	-	-	/	-	=
7	-	-	-	-	-	=	-	-	/	-	=
8	-	-	-	-	-	=	-	-	/	-	=
9	+	+	+	+	<i>L.monocytogenes</i>	=	+	/	+	<i>L.monocytogenes</i>	=
10	+	+	+	+	<i>L.monocytogenes</i>	=	+	/	+	<i>L.monocytogenes</i>	=
11	+	+	+	+	<i>L.monocytogenes</i>	=	+	/	+	<i>L.monocytogenes</i>	=
12	+	+	+	+	<i>L.monocytogenes</i>	=	+	/	+	<i>L.monocytogenes</i>	=
13	+	+	+	+	<i>L.monocytogenes</i>	=	+	/	+	<i>L.monocytogenes</i>	=
14	+	+	+	+	<i>L.monocytogenes</i>	=	+	/	+	<i>L.monocytogenes</i>	=
15	+	+	+	+	<i>L.monocytogenes</i>	=	+	/	+	<i>L.monocytogenes</i>	=
16	+	+	+	+	<i>L.monocytogenes</i>	=	+	/	+	<i>L.monocytogenes</i>	=
17	-	-	-	-	-	=	-	-	/	-	=
18	-	-	-	-	-	=	-	-	/	-	=
19	-	-	-	-	-	=	-	-	/	-	=
20	-	-	-	-	-	=	-	-	/	-	=
21	+	+	+	+	<i>L.monocytogenes</i>	=	+	/	+	<i>L.monocytogenes</i>	=
22	+	+	+	+	<i>L.monocytogenes</i>	=	+	/	+	<i>L.monocytogenes</i>	=
23	+	+	+	+	<i>L.monocytogenes</i>	=	+	/	+	<i>L.monocytogenes</i>	=
24	+	+	+	+	<i>L.monocytogenes</i>	=	+	/	+	<i>L.monocytogenes</i>	=
VTC numeration (CFU/ml):				2							

Laboratory O

Reference	Reference method				Result	Comparison / expected results	Alternative method			Comparison / expected results	
	Fraser 1/2		Fraser				blue colonies with halo		Confirmation on RLM		Result
	AL	PALCAM	AL	PALCAM			24H	48H			
1	-	-	+	+	<i>L.monocytogenes</i>	=	+	+	+	<i>L.monocytogenes</i>	=
2	+	+	+	+	<i>L.monocytogenes</i>	=	+	+	+	<i>L.monocytogenes</i>	=
3	+	+	+	+	<i>L.monocytogenes</i>	=	+	+	+	<i>L.monocytogenes</i>	=
4	+	+	+	+	<i>L.monocytogenes</i>	=	+	+	+	<i>L.monocytogenes</i>	=
5	-	-	-	-	-	=	-	-	/	-	=
6	-	-	-	-	-	=	-	-	/	-	=
7	-	-	-	-	-	=	-	-	/	-	=
8	-	-	-	-	-	=	-	-	/	-	=
9	-	-	+	+	<i>L.monocytogenes</i>	=	-(blue)	+	+	<i>L.monocytogenes</i>	=
10	-	+	+	+	<i>L.monocytogenes</i>	=	-(blue)	+	+	<i>L.monocytogenes</i>	=
11	-	+	+	+	<i>L.monocytogenes</i>	=	+	+	+	<i>L.monocytogenes</i>	=
12	-	-	+	+	<i>L.monocytogenes</i>	=	+	+	+	<i>L.monocytogenes</i>	=
13	+	+	+	+	<i>L.monocytogenes</i>	=	+	+	+	<i>L.monocytogenes</i>	=
14	+	+	+	+	<i>L.monocytogenes</i>	=	+	+	+	<i>L.monocytogenes</i>	=
15	+	+	+	+	<i>L.monocytogenes</i>	=	+	+	+	<i>L.monocytogenes</i>	=
16	+	+	+	+	<i>L.monocytogenes</i>	=	+	+	+	<i>L.monocytogenes</i>	=
17	-	-	-	-	-	=	-	-	/	-	=
18	-	-	-	-	-	=	-	-	/	-	=
19	-	-	-	-	-	=	-	-	/	-	=
20	-	-	-	-	-	=	-	-	/	-	=
21	-	+	+	+	<i>L.monocytogenes</i>	=	+	+	+	<i>L.monocytogenes</i>	=
22	-	+	+	+	<i>L.monocytogenes</i>	=	+	+	+	<i>L.monocytogenes</i>	=
23	+	+	+	+	<i>L.monocytogenes</i>	=	+	+	+	<i>L.monocytogenes</i>	=
24	+	+	+	+	<i>L.monocytogenes</i>	=	+	+	+	<i>L.monocytogenes</i>	=
VTC numeration (CFU/ml):				1							

Laboratory P

Reference	Reference method				Result	Comparison / expected results	Alternative method			Comparison / expected results	
	Fraser 1/2		Fraser				blue colonies with halo		Confirmation on RLM		Result
	AL	PALCAM	AL	PALCAM			24H	48H			
1	+	+	+	+	<i>L.monocytogenes</i>	=	+	/	+	<i>L.monocytogenes</i>	=
2	+	+	+	+	<i>L.monocytogenes</i>	=	+	/	+	<i>L.monocytogenes</i>	=
3	+	+	+	+	<i>L.monocytogenes</i>	=	+	/	+	<i>L.monocytogenes</i>	=
4	+	+	+	+	<i>L.monocytogenes</i>	=	+	/	+	<i>L.monocytogenes</i>	=
5	-	-	-	-	-	=	-	-	/	-	=
6	-	-	-	-	-	=	-	-	/	-	=
7	-	-	-	-	-	=	-	-	/	-	=
8	-	-	-	-	-	=	-	-	/	-	=
9	+	+	+	+	<i>L.monocytogenes</i>	=	+	/	+	<i>L.monocytogenes</i>	=
10	+	+	+	+	<i>L.monocytogenes</i>	=	+	/	+	<i>L.monocytogenes</i>	=
11	+	+	+	+	<i>L.monocytogenes</i>	=	+	/	+	<i>L.monocytogenes</i>	=
12	+	+	+	+	<i>L.monocytogenes</i>	=	+	/	+	<i>L.monocytogenes</i>	=
13	+	+	+	+	<i>L.monocytogenes</i>	=	+	/	+	<i>L.monocytogenes</i>	=
14	+	+	+	+	<i>L.monocytogenes</i>	=	+	/	+	<i>L.monocytogenes</i>	=
15	+	+	+	+	<i>L.monocytogenes</i>	=	+	/	+	<i>L.monocytogenes</i>	=
16	+	+	+	+	<i>L.monocytogenes</i>	=	+	/	+	<i>L.monocytogenes</i>	=
17	-	-	-	-	-	=	-	-	/	-	=
18	-	-	-	-	-	=	-	-	/	-	=
19	-	-	-	-	-	=	-	-	/	-	=
20	-	-	-	-	-	=	-	-	/	-	=
21	+	+	+	+	<i>L.monocytogenes</i>	=	+	/	+	<i>L.monocytogenes</i>	=
22	+	+	+	+	<i>L.monocytogenes</i>	=	+	/	+	<i>L.monocytogenes</i>	=
23	+	+	+	+	<i>L.monocytogenes</i>	=	+	/	+	<i>L.monocytogenes</i>	=
24	+	+	+	+	<i>L.monocytogenes</i>	=	+	/	+	<i>L.monocytogenes</i>	=
VTC numeration (CFU/ml):				<10							

Appendix 8 – Artificial contamination of samples (Extension study, 2021 - ADRIA Développement)

Date of analysis	Sample number	Product (French name)	Product	Artificial contaminations					Global result 22 h and 48 h	Category	Type
				Strain	Origin	Injury protocol	Inoculation level (CFU/sample)				
							Enumeration	Mean			
2021	6531	Sandwich jambon-beurre	Ham butter sandwich	<i>L. monocytogenes</i> Ad494	Piedmontese salad	Seeding 72h 3°C±2°C	1-3-1-1-1	1,4	-	1	a
2021	6532	Sandwich thon crudités	Tuna and crudités sandwich	<i>L. monocytogenes</i> Ad494	Piedmontese salad	Seeding 72h 3°C±2°C	1-3-1-1-1	1,4	-	1	a
2021	6533	Sandwich poulet rôti crudités	Chicken and crudités sandwich	<i>L. monocytogenes</i> Ad494	Piedmontese salad	Seeding 72h 3°C±2°C	1-3-1-1-1	1,4	-	1	a
2021	6534	Taboulé au poulet	Roasted chicken tabbouleh	<i>L. monocytogenes</i> Ad494	Piedmontese salad	Seeding 72h 3°C±2°C	1-3-1-1-1	1,4	+	1	a
2021	6535	Piémontaise au jambon	Piedmontese salad	<i>L. monocytogenes</i> Ad494	Piedmontese salad	Seeding 72h 3°C±2°C	1-3-1-1-1	1,4	+	1	a
2021	6553	Sandwich jambon-beurre	Ham butter sandwich	<i>L. welshimeri</i> Ad3207	Tomato goat cheese wrap	Seeding 72h 3°C±2°C	1-3-4-5-2	3	+	1	a
2021	7378	Bagel concombre saumon fumé	Smoked salmon and cucumber sandwich	<i>L. monocytogenes</i> Ad1492	Potato and tuna salad	Seeding 72h 3°C±2°C	5-2-1-3-2	2,6	+	1	a
2021	7387	Salade pâtes crudités mozzarella jambon speck	Ham, cheese and crudités salad	<i>L. monocytogenes</i> Ad1492	Potato and tuna salad	Seeding 72h 3°C±2°C	5-2-1-3-2	2,6	-	1	a
2021	6536	Choux chantilly	Pastry	<i>L. monocytogenes</i> Ad1195	Omelet	Seeding 72h 3°C±2°C	3-2-3-4-1	2,6	+	1	c
2021	6537	Flan	Pastry	<i>L. monocytogenes</i> Ad1195	Omelet	Seeding 72h 3°C±2°C	3-2-3-4-1	2,6	+	1	c
2021	6538	Eclair au café	Pastry	<i>L. monocytogenes</i> Ad1195	Omelet	Seeding 72h 3°C±2°C	3-2-3-4-1	2,6	+	1	c
2021	6539	Tortilla aux oignons	Onion tortilla	<i>L. monocytogenes</i> Ad1195	Omelet	Seeding 72h 3°C±2°C	3-2-3-4-1	2,6	+	1	c
2021	6540	Tortilla nature	Tortilla	<i>L. monocytogenes</i> Ad1195	Omelet	Seeding 72h 3°C±2°C	3-2-3-4-1	2,6	+	1	c
2021	7183	Steak haché 15%MG	Minced beef (15% fat)	<i>L. monocytogenes</i> Ad2453	Poultry	Seeding 72h 3°C±2°C	2-2-1-6-4	3	+	2	a
2021	7184	Steak haché 15%MG	Minced beef (15% fat)	<i>L. monocytogenes</i> Ad280	Lardon	Seeding 72h 3°C±2°C	8-2-3-3-1	3,4	+	2	a
2021	7185	Aiguillettes de poulet	Chicken aiguillettes	<i>L. monocytogenes</i> Ad2453	Poultry	Seeding 72h 3°C±2°C	2-2-1-6-4	3	+	2	a
2021	7186	Aiguillettes de poulet	Chicken aiguillettes	<i>L. monocytogenes</i> Ad280	Lardon	Seeding 72h 3°C±2°C	8-2-3-3-1	3,4	+	2	a
2021	7187	Emincés de porc sauce pruneaux	Cooked pork	<i>L. ivanovii</i> Ad2465	Poultry	Seeding 72h 3°C±2°C	1-1-1-4-2	1,8	+	2	b
2021	7188	Emincés de porc sauce pruneaux	Cooked pork	<i>L. monocytogenes</i> Ad2453	Poultry	Seeding 72h 3°C±2°C	2-2-1-6-4	3	+	2	b
2021	7189	Emncés de veau sauce champignons	Cooked veal	<i>L. ivanovii</i> Ad2465	Poultry	Seeding 72h 3°C±2°C	1-1-1-4-2	1,8	+	2	b
2021	7191	Jambon cuit supérieur	Delicatessen	<i>L. ivanovii</i> Ad2465	Poultry	Seeding 72h 3°C±2°C	1-1-1-4-2	1,8	-	2	c
2021	7193	Salami danois	Delicatessen	<i>L. monocytogenes</i> Ad2453	Poultry	Seeding 72h 3°C±2°C	2-2-1-6-4	3	-	2	c
2021	7194	Salami danois	Delicatessen	<i>L. monocytogenes</i> Ad280	Lardon	Seeding 72h 3°C±2°C	8-2-3-3-1	3,4	-	2	c
2021	5266	Cœur de Bray au lait cru	Raw cow's milk cheese	<i>L. monocytogenes</i> Ad664 + <i>L. welshimeri</i> Ad1667	Raw milk cheese + raw milk cheese	Seeding 72h 3°C±2°C	8-4-4-4-5 + 5-2-0-6-5	5 + 3,6	-	3	a
2021	5267	Camembert de Normandie au lait cru	Raw cow's milk cheese	<i>L. monocytogenes</i> Ad1785	Raw sheep's milk	Seeding 72h 3°C±2°C	3-0-1-3-2	1,8	+	3	a
2021	5268	Petit pont l'évêque au lait cru	Raw cow's milk cheese	<i>L. monocytogenes</i> Ad664 + <i>L. welshimeri</i> Ad1667	Raw milk cheese + raw milk cheese	Seeding 72h 3°C±2°C	8-4-4-4-5 + 5-2-0-6-5	5 + 3,6	-	3	a
2021	5269	Reblochon de savoie au lait cru	Raw cow's milk cheese	<i>L. monocytogenes</i> Ad1785	Raw sheep's milk	Seeding 72h 3°C±2°C	3-0-1-3-2	1,8	+	3	a
2021	5270	Fromage de chèvre Banon au lait cru	Raw goat's milk cheese	<i>L. monocytogenes</i> Ad1785	Raw sheep's milk	Seeding 72h 3°C±2°C	3-0-1-3-2	1,8	+	3	a
2021	5271	Rocamadour au lait cru	Raw goat's milk cheese	<i>L. monocytogenes</i> Ad664 + <i>L. welshimeri</i> Ad1667	Raw milk cheese + raw milk cheese	Seeding 72h 3°C±2°C	8-4-4-4-5 + 5-2-0-6-5	5 + 3,6	+	3	a
2021	5272	Gaperon au lait cru de vache	Raw cow's milk cheese	<i>L. monocytogenes</i> Ad1785	Raw sheep's milk	Seeding 72h 3°C±2°C	3-0-1-3-2	1,8	+	3	a
2021	5273	Camembert de Normandie au lait cru	Raw cow's milk cheese	<i>L. monocytogenes</i> Ad1236	Raw milk cheese	Seeding 72h 3°C±2°C	2-1-8-6-4	4,2	+	3	a
2021	5274	Fromage de chèvre Banon au lait cru	Raw goat's milk cheese	<i>L. monocytogenes</i> Ad1785	Raw sheep's milk	Seeding 72h 3°C±2°C	3-0-1-3-2	1,8	+	3	a
2021	5472	Reblochon de savoie au lait cru	Raw cow's milk cheese	<i>L. innocua</i> Ad661	Raw milk cheese	Seeding 48h 3°C±2°C	3-2-3-2-5	3	+	3	a
2021	5473	Cœur de Bray au lait cru	Raw cow's milk cheese	<i>L. innocua</i> Ad661	Raw milk cheese	Seeding 48h 3°C±2°C	3-2-3-2-5	3	+	3	a
2021	5474	Gaperon au lait cru de vache	Raw cow's milk cheese	<i>L. innocua</i> Ad661	Raw milk cheese	Seeding 48h 3°C±2°C	3-2-3-2-5	3	+	3	a

Date of analysis	Sample number	Product (French name)	Product	Artificial contaminations					Global result 22 h and 48 h	Category	Type
				Strain	Origin	Injury protocol	Inoculation level (CFU/sample)				
							Enumeration	Mean			
2021	5275	Beurre au lait cru	Raw milk butter	<i>L. monocytogenes</i> Ad664 + <i>L. welshimeri</i> Ad1667	Raw milk cheese + raw milk cheese	Seeding 72h 3°C±2°C	8-4-4-4-5 + 5-2-0-6-5	5 + 3,6	+	3	b
2021	5276	Lait cru de vache	Raw cow's milk cheese	<i>L. monocytogenes</i> Ad664 + <i>L. welshimeri</i> Ad1667	Raw milk cheese + raw milk cheese	Seeding 72h 3°C±2°C	8-4-4-4-5 + 5-2-0-6-5	5 + 3,6	+	3	b
2021	5277	Lait cru de vache	Raw cow's milk cheese	<i>L. monocytogenes</i> Ad1236	Raw milk cheese	Seeding 72h 3°C±2°C	2-1-8-6-4	4,2	+	3	b
2021	5278	Lait entier fermenté	Fermented whole milk	<i>L. monocytogenes</i> Ad664	Raw milk cheese	Seeding 72h 3°C±2°C	3-7-8-3-7	5,6	+	3	b
2021	5279	Lait entier fermenté	Fermented whole milk	<i>L. monocytogenes</i> Ad1236	Raw milk cheese	Seeding 72h 3°C±2°C	2-1-8-6-4	4,2	+	3	b
2021	6716	Crème glacée caramel beurre salé	Ice cream	<i>L. innocua</i> Ad2414	Pasteurized cheese	Seeding 2 weeks -20°C	1-1-4-2-0	1,6	+	3	c
2021	6718	Lait aromatisé à la fraise	Strawberry pasteurized milk	<i>L. welshimeri</i> Ad1667	Raw milk cheese	Seeding 72h 3°C±2°C	1-1-0-1-0	0,6	+	3	c
2021	6720	Lait aromatisé au chocolat	Chocolate pasteurized milk	<i>L. innocua</i> Ad2414	Pasteurized cheese	Seeding 72h 3°C±2°C	1-1-4-2-0	1,6	+	3	c
2021	6722	Lait pasteurisé demi-écrémé	Pasteurized milk	<i>L. welshimeri</i> Ad1667	Raw milk cheese	Seeding 72h 3°C±2°C	1-1-0-1-0	0,6	+	3	c
2021	6724	Fromage frais	Pasteurized cheese	<i>L. innocua</i> Ad2414	Pasteurized cheese	Seeding 72h 3°C±2°C	1-1-4-2-0	1,6	-	3	c
2021	6726	Semoule au lait	Pasteurized dairy dessert	<i>L. welshimeri</i> Ad1667	Raw milk cheese	Seeding 72h 3°C±2°C	1-1-0-1-0	0,6	+	3	c
2021	6728	Panna cotta	Pasteurized dairy dessert	<i>L. innocua</i> Ad2414	Pasteurized cheese	Seeding 72h 3°C±2°C	1-1-4-2-0	1,6	+	3	c
2021	6729	Panna cotta	Pasteurized dairy dessert	<i>L. monocytogenes</i> Ad523	Cheese	Seeding 2 weeks -20°C	2-0-1-2-2	1,4	-	3	c
2021	6730	Bleu de Bresse au lait de vache pasteurisé	Pasteurized cheese	<i>L. welshimeri</i> Ad1667	Raw milk cheese	Seeding 72h 3°C±2°C	1-1-0-1-0	0,6	+	3	c
2021	6732	Fromage de vache au lait pasteurisé	Pasteurized cheese	<i>L. innocua</i> Ad2414	Pasteurized cheese	Seeding 2 weeks -20°C	1-1-4-2-0	1,6	+	3	c
2021	6734	Fromage de chèvre au lait pasteurisé	Pasteurized cheese	<i>L. innocua</i> Ad2414	Pasteurized cheese	Seeding 72h 3°C±2°C	1-1-4-2-0	1,6	+	3	c
2021	6735	Fromage de chèvre au lait pasteurisé	Pasteurized cheese	<i>L. monocytogenes</i> Ad619	Cheese	Seeding 72h 3°C±2°C	2-4-2-1-4	2,6	-	3	c
2021	4337	Alfafa bio	Sprouts	<i>L. welshimeri</i> Ad1668	Vegetable stuffing	Seeding 48h 3°C±2°C	0-3-2-4-3	2,4	+	4	a
2021	4338	Salade Batavia	Fresh lettuce	<i>L. monocytogenes</i> Ad3267	Vegetable mix	Seeding 48h 3°C±2°C	2-2-6-3-1	2,8	-	4	a
2021	4339	Mélange jeunes pousses (vrac)	Baby leaves	<i>L. monocytogenes</i> Ad285	Pepper	Seeding 48h 3°C±2°C	4-3-2-0-1	2	+	4	a
2021	4340	Persil frisé	Parsley	<i>L. innocua</i> Ad1176	Spinach	Seeding 48h 3°C±2°C	3-2-0-2-2	1,8	-	4	a
2021	4341	Petits pois	Frozen peas	<i>L. welshimeri</i> Ad1668	Vegetable stuffing	Seeding 2 weeks -20°C	0-3-2-4-3	2,4	-	4	a
2021	5291	Petites pousses de haricot mungo	Sprouts	<i>L. monocytogenes</i> Ad1680	Celery	Seeding 72h 3°C±2°C	1-1-3-3-4	2,4	-	4	a
2021	5292	Petites pousses de haricot mungo	Sprouts	<i>L. innocua</i> Ad1673	Zucchini	Seeding 72h 3°C±2°C	6-3-7-0-4	4	+	4	a
2021	5293	Alfafa bio	Sprouts	<i>L. monocytogenes</i> Ad545 + <i>L. seeligeri</i> Ad1293	Cabbage carrot salad + chopped parsley	Seeding 72h 3°C±2°C	1-3-2-3-1 + 2-3-2-4-2	2 + 2,6	+	4	a
2021	5294	Poireau vrac	Leek	<i>L. monocytogenes</i> Ad285	Pepper	Seeding 72h 3°C±2°C	2-4-1-0-4	2,2	+	4	a
2021	5295	Celeri vrac	Celery	<i>L. monocytogenes</i> Ad1680	Celery	Seeding 72h 3°C±2°C	1-1-3-3-4	2,4	-	4	a
2021	5296	Chou blanc vrac	Cabbage	<i>L. monocytogenes</i> Ad545 + <i>L. innocua</i> Ad1673	Cabbage carrot salad + zucchini	Seeding 72h 3°C±2°C	1-3-2-3-1 + 4-1-4-2-2	2 + 2,6	-	4	a
2021	5297	Chou vert vrac	Cabbage	<i>L. monocytogenes</i> Ad285	Pepper	Seeding 72h 3°C±2°C	2-4-1-0-4	2,2	+	4	a
2021	5298	Laitue vrac	Fresh lettuce	<i>L. monocytogenes</i> Ad3267	Vegetable mix	Seeding 72h 3°C±2°C	8-6-5-4-5	5,6	+	4	a
2021	5299	Batavia vrac	Fresh lettuce	<i>L. monocytogenes</i> Ad3267 + <i>L. seeligeri</i> Ad1293	Vegetable mix + chopped parsley	Seeding 72h 3°C±2°C	5-5-5-5-4 + 2-3-2-4-2	4,8 + 2,6	+	4	a
2021	5300	Persil frisé vrac	Parsley	<i>L. monocytogenes</i> Ad3267	Vegetable mix	Seeding 72h 3°C±2°C	8-6-5-4-5	5,6	+	4	a
2021	5301	Persil frisé vrac	Parsley	<i>L. innocua</i> Ad1673	Zucchini	Seeding 72h 3°C±2°C	6-3-7-0-4	4	+	4	a
2021	4334	Mâche sous vide	Lamb's lettuce (under modified atmosphere)	<i>L. monocytogenes</i> Ad3267	Vegetable mix	Seeding 48h 3°C±2°C	2-2-6-3-1	2,8	+	4	b
2021	4335	Mélange crudités	Vegetable mix (under modified atmosphere)	<i>L. monocytogenes</i> Ad285	Pepper	Seeding 48h 3°C±2°C	4-3-2-0-1	2	+	4	b
2021	4336	Mélange crudités	Vegetable mix (under modified atmosphere)	<i>L. innocua</i> Ad1176	Spinach	Seeding 48h 3°C±2°C	3-2-0-2-2	1,8	+	4	b

Date of analysis	Sample number	Product (French name)	Product	Artificial contaminations					Global result 22 h and 48 h	Category	Type
				Strain	Origin	Injury protocol	Inoculation level (CFU/sample)				
							Enumeration	Mean			
2021	4342	Mélange ratatouille	Frozen ratatouille	<i>L. innocua</i> Ad1176	Spinach	Seeding 2 weeks -20°C	3-2-0-2-2	1,8	-	4	b
2021	4343	Julienne de légumes	Frozen vegetables mix	<i>L. monocytogenes</i> Ad3267	Vegetable mix	Seeding 2 weeks -20°C	2-2-6-3-1	2,8	-	4	b
2021	5288	Salade mélangée prête à consommer	Lettuce (under modified atmosphere)	<i>L. monocytogenes</i> Ad285	Pepper	Seeding 72h 3°C±2°C	2-4-1-0-4	2,2	+	4	b
2021	5289	Salade mélangée prête à consommer	Lettuce (under modified atmosphere)	<i>L. innocua</i> Ad1673	Zucchini	Seeding 72h 3°C±2°C	6-3-7-0-4	4	+	4	b
2021	5290	Crudités mélangées	Vegetable mix (under modified atmosphere)	<i>L. monocytogenes</i> Ad1680	Celery	Seeding 72h 3°C±2°C	1-1-3-3-4	2,4	+	4	b
2021	5282	Celeri rémoulade	Celery salad	<i>L. monocytogenes</i> Ad545 + <i>L. seeligeri</i> Ad1293	Cabbage carrot salad + chopped parsley	Seeding 72h 3°C±2°C	1-3-2-3-1 + 2-3-2-4-2	2 + 2,6	-	4	c
2021	5283	Concombre et ciboulette	Cucumber salad	<i>L. monocytogenes</i> Ad285	Pepper	Seeding 72h 3°C±2°C	2-4-1-0-4	2,2	-	4	c
2021	5284	Coleslaw	Coleslaw	<i>L. monocytogenes</i> Ad3267 + <i>L. seeligeri</i> Ad1293	Vegetable mix + chopped parsley	Seeding 72h 3°C±2°C	5-5-5-5-4 + 2-3-2-4-2	4,8 + 2,6	+	4	c
2021	5285	Betteraves rouges	Red beets	<i>L. monocytogenes</i> Ad1680	Celery	Seeding 72h 3°C±2°C	1-1-3-3-4	2,4	+	4	c
2021	5286	Carottes rapées	Grated carrots	<i>L. monocytogenes</i> Ad1680	Celery	Seeding 72h 3°C±2°C	1-1-3-3-4	2,4	+	4	c
2021	5287	Chou rouge	Red cabbage salad	<i>L. monocytogenes</i> Ad545 + <i>L. seeligeri</i> Ad1293	Cabbage carrot salad + chopped parsley	Seeding 72h 3°C±2°C	1-3-2-3-1 + 2-3-2-4-2	2 + 2,6	+	4	c
2021	7182	Dos de cabillaud	Cod	<i>L. ivanovii</i> Ad677	Shrimp	Seeding 72h 3°C±2°C	2-2-2-3-2	2,2	+	5	a
2021	7392	Dos d'eglefin	Haddock	<i>L. innocua</i> 1	Smoked salmon	Seeding 72h 3°C±2°C	0-1-2-1-1	1,0	-	5	a
2021	7393	Filet de lieu noir	Pollock	<i>L. innocua</i> 1	Smoked salmon	Seeding 72h 3°C±2°C	0-1-2-1-1	1,0	-	5	a
2021	7577	Pavé de truite d'élevage	Trout	<i>L. monocytogenes</i> Ad1192	Fish	Seeding 72h 3°C±2°C	3-2-1-1-3	2	-	5	a
2021	7171	Filets de harengs fumés	Somked herring	<i>L. monocytogenes</i> Ad1185	Fish	Seeding 72h 3°C±2°C	2-1-0-4-1	1,6	+	5	b
2021	7172	Filets de harengs fumés	Somked herring	<i>L. ivanovii</i> Ad677	Shrimp	Seeding 72h 3°C±2°C	2-2-2-3-2	2,2	+	5	b
2021	7173	Truite fumée	Smoked trout	<i>L. monocytogenes</i> Ad1185	Fish	Seeding 72h 3°C±2°C	2-1-0-4-1	1,6	+	5	b
2021	7174	Truite fumée	Smoked trout	<i>L. ivanovii</i> Ad677	Shrimp	Seeding 72h 3°C±2°C	2-2-2-3-2	2,2	-	5	b
2021	7175	Saumon fumé	Smoked salmon	<i>L. monocytogenes</i> Ad1185	Fish	Seeding 72h 3°C±2°C	2-1-0-4-1	1,6	-	5	b
2021	7176	Saumon fumé	Smoked salmon	<i>L. ivanovii</i> Ad677	Shrimp	Seeding 72h 3°C±2°C	2-2-2-3-2	2,2	-	5	b
2021	7388	Truite fumée	Smoked trout	<i>L. innocua</i> 1	Smoked salmon	Seeding 72h 3°C±2°C	0-1-2-1-1	1,0	+	5	b
2021	7389	Saumon fumé bio	Organic smoked salmon	<i>L. innocua</i> 1	Smoked salmon	Seeding 72h 3°C±2°C	0-1-2-1-1	1,0	+	5	b
2021	7390	Maquereaux fumés au poivre	Pepper smoked mackerel	<i>L. innocua</i> 1	Smoked salmon	Seeding 72h 3°C±2°C	0-1-2-1-1	1,0	+	5	b
2021	7391	Maquereaux fumés	Smoked mackerel	<i>L. innocua</i> 1	Smoked salmon	Seeding 72h 3°C±2°C	0-1-2-1-1	1,0	+	5	b
2021	7430	Saumon fumé bio	Organic smoked salmon	<i>L. seeligeri</i> Ad2639	Trout	Seeding 72h 3°C±2°C	2-2-0-1-1	1,2	-	5	b
2021	7431	Maquereaux fumés	Smoked mackerel	<i>L. seeligeri</i> Ad2639	Trout	Seeding 72h 3°C±2°C	2-2-0-1-1	1,2	-	5	b
2021	7432	Maquereaux fumés au poivre	Pepper smoked mackerel	<i>L. seeligeri</i> Ad2639	Trout	Seeding 72h 3°C±2°C	2-2-0-1-1	1,2	-	5	b
2021	7664	Maquereaux au poivre fumés au bois de hêtre	Pepper smoked mackerel	<i>L. welshimeri</i> Ad3250	Trout	Seeding 72h 3°C±2°C	1-2-1-0-4	1,6	+	5	b
2021	7665	Harengs fumés au bois de hêtre	Smoked herring	<i>L. welshimeri</i> Ad3250	Trout	Seeding 72h 3°C±2°C	1-2-1-0-4	1,6	+	5	b
2021	7178	Filet de limande du nord pané	Breaded dab	<i>L. ivanovii</i> Ad677	Shrimp	Seeding 72h 3°C±2°C	2-2-2-3-2	2,2	+	5	c
2021	7180	Crevettes décortiquées prêtes à consommer	Ready to eat shrimps	<i>L. ivanovii</i> Ad677	Shrimp	Seeding 72h 3°C±2°C	2-2-2-3-2	2,2	+	5	c
2021	4982	Déchets poulet pousoir	Chicken residues	<i>L. monocytogenes</i> Ad1261 + <i>L. seeligeri</i> Ad651	Pork/beef environment / environment	Seeding 72h 3°C±2°C	3-2-1-3-2 + 4-3-1-1-3	2,2 + 2,4	+	6	a
2021	4983	Déchets poulet mélangeur	Chicken residues	<i>L. monocytogenes</i> Ad1265 + <i>L. welshimeri</i> Ad1275	slaughterhouse pig environment / Pork/beef environment	Seeding 72h 3°C±2°C	2-3-1-1-3 + 0-1-0-2-4	2 + 1,4	+	6	a
2021	6541	Résidus crème glacée homogénéisateur	Ice cream residues	<i>L. monocytogenes</i> Ad637	Milk	Seeding 72h 3°C±2°C	3-2-2-0-0	1,4	-	6	a
2021	6542	Déchets sol crème glacée	Ice cream residues	<i>L. monocytogenes</i> Ad637	Milk	Seeding 72h 3°C±2°C	3-2-2-0-0	1,4	-	6	a
2021	6543	Résidus crème glacée mélangeur	Ice cream residues	<i>L. monocytogenes</i> Ad637	Milk	Seeding 72h 3°C±2°C	3-2-2-0-0	1,4	-	6	a

Date of analysis	Sample number	Product (French name)	Product	Artificial contaminations					Global result 22 h and 48 h	Category	Type
				Strain	Origin	Injury protocol	Inoculation level (CFU/sample)				
							Enumeration	Mean			
2021	6544	Résidus queues topping	Salmon residues	<i>L. monocytogenes</i> Ad548	Fish environment	Seeding 72h 3°C±2°C	3-1-4-3-4	3	+	6	a
2021	6545	Résidus matière parrage	Salmon residues	<i>L. monocytogenes</i> Ad548	Fish environment	Seeding 72h 3°C±2°C	3-1-4-3-4	3	+	6	a
2021	6739	Résidus crème glacée homogénéisateur	Ice cream residues	<i>L. monocytogenes</i> Ad621	Dairy product environment	Seeding 72h 3°C±2°C	1-2-1-2-1	1,4	-	6	a
2021	6740	Résidus crème glacée pasteurisateur	Ice cream residues	<i>L. monocytogenes</i> Ad621	Dairy product environment	Seeding 72h 3°C±2°C	1-2-1-2-1	1,4	-	6	a
2021	6741	Déchets sol crème glacée	Ice cream residues	<i>L. monocytogenes</i> Ad621	Dairy product environment	Seeding 72h 3°C±2°C	1-2-1-2-1	1,4	-	6	a
2021	4976	Eau de process	Process water (pork/beef environment)	<i>L. ivanovii</i> BR23	Fish farming environment	Seeding 72h 3°C±2°C	2-2-1-2-2	1,8	-	6	b
2021	4977	Eau de process	Process water (pork/beef environment)	<i>L. monocytogenes</i> Ad1265 + <i>L. seeligeri</i> Ad651	slaughterhouse pig environment / environment	Seeding 72h 3°C±2°C	2-3-1-1-3 + 4-3-1-1-3	2 + 2,4	+	6	b
2021	4978	Eau bac echaudage abattoir porc	Process water (pork/beef environment)	<i>L. monocytogenes</i> Ad243 + <i>L. welshimeri</i> Ad1275	Pork environment / Pork/beef environment	Seeding 72h 3°C±2°C	3-1-2-0-5 + 0-1-0-2-4	2,2 + 1,4	+	6	b
2021	4979	Eau du tunnel de lavage abattoir porc	Process water (pork/beef environment)	<i>L. monocytogenes</i> Ad1261	Pork/beef environment	Seeding 72h 3°C±2°C	4-6-6-4-3	4,6	-	6	b
2021	4980	Eau du tunnel de lavage abattoir bœuf	Process water (pork/beef environment)	<i>L. monocytogenes</i> Ad1265 + <i>L. seeligeri</i> Ad651	slaughterhouse pig environment / environment	Seeding 72h 3°C±2°C	2-3-1-1-3 + 4-3-1-1-3	2 + 2,4	+	6	b
2021	4981	Eau dégrossissage bonde découpe bœuf	Cleaning water (pork/beef environment)	<i>L. monocytogenes</i> Ad243 + <i>L. welshimeri</i> Ad1275	Pork environment / Pork/beef environment	Seeding 72h 3°C±2°C	3-1-2-0-5 + 0-1-0-2-4	2,2 + 1,4	+	6	b
2021	4988	Eau dégrossissage pousoir	Cleaning water (chicken environment)	<i>L. monocytogenes</i> Ad243	Pork environment	Seeding 72h 3°C±2°C	5-1-4-4-6	4	+	6	b
2021	4989	Eau dégrossissage mélangeur	Cleaning water (chicken environment)	<i>L. monocytogenes</i> Ad1261	Pork/beef environment	Seeding 72h 3°C±2°C	4-6-6-4-3	4,6	+	6	b
2021	5280	Eau de nettoyage	Cleaning water (seafood environment)	<i>L. monocytogenes</i> Ad1679	Fish environment	Seeding 72h 3°C±2°C	0-6-2-1-4	2,6	+	6	b
2021	5281	Eau de rinçage	Cleaning water (seafood environment)	<i>L. monocytogenes</i> Ad1679	Fish environment	Seeding 72h 3°C±2°C	0-6-2-1-4	2,6	-	6	b
2021	6550	Eau de rinçage homogénéisateur	Cleaning water (dairy environment)	<i>L. monocytogenes</i> Ad637	Milk	Seeding 72h 3°C±2°C	3-2-2-0-0	1,4	-	6	b
2021	6551	Eau de process	Process water (pork/beef environment)	<i>L. monocytogenes</i> Ad548	Fish environment	Seeding 72h 3°C±2°C	3-1-4-3-4	3	+	6	b
2021	6552	Eau épileuse	Process water (pork/beef environment)	<i>L. monocytogenes</i> Ad548	Fish environment	Seeding 72h 3°C±2°C	3-1-4-3-4	3	+	6	b
2021	7584	Eau du tunnel de lavage abattoir porc	Process water (pork/beef environment)	<i>L. monocytogenes</i> Ad1263	Pork/beef environment	Seeding 72h 3°C±2°C	1-6-1-0-2	2	-	6	b
2021	7585	Eau bac echaudage abattoir porc	Process water (pork/beef environment)	<i>L. monocytogenes</i> Ad1263	Pork/beef environment	Seeding 72h 3°C±2°C	1-6-1-0-2	2	+	6	b
2021	4967	Chiffonnette couteau découpe poulet	Wipe (chicken environment)	<i>L. ivanovii</i> BR23	Fish farming environment	Seeding 72h 3°C±2°C	2-2-1-2-2	1,8	+	6	c
2021	4968	Chiffonnette table découpe poulet	Wipe (chicken environment)	<i>L. monocytogenes</i> Ad1261 + <i>L. seeligeri</i> Ad651	Pork/beef environment / environment	Seeding 72h 3°C±2°C	3-2-1-3-2 + 4-3-1-1-3	2,2 + 2,4	+	6	c
2021	4969	Chiffonnette mélangeur	Wipe (chicken environment)	<i>L. monocytogenes</i> Ad1265	slaughterhouse pig environment	Seeding 72h 3°C±2°C	4-3-2-2-1	2,4	+	6	c
2021	4970	Chiffonnette sol atelier	Wipe (chicken environment)	<i>L. monocytogenes</i> Ad243 + <i>L. welshimeri</i> Ad1275	Pork environment / Pork/beef environment	Seeding 72h 3°C±2°C	3-1-2-0-5 + 0-1-0-2-4	2,2 + 1,4	+	6	c
2021	4971	Chiffonnette broyeur poulet	Wipe (chicken environment)	<i>L. monocytogenes</i> Ad1261	Pork/beef environment	Seeding 72h 3°C±2°C	4-6-6-4-3	4,6	+	6	c
2021	4972	Chiffonnette table parage des joues (après désinfection)	Wipe after cleaning process (pork/beef environment)	<i>L. monocytogenes</i> Ad1265	slaughterhouse pig environment	Seeding 72h 3°C±2°C	4-3-2-2-1	2,4	+	6	c
2021	4973	Chiffonnette découpe porc ligne longue (après désinfection)	Wipe after cleaning process (pork/beef environment)	<i>L. monocytogenes</i> Ad243 + <i>L. seeligeri</i> Ad651	Pork environment / environment	Seeding 72h 3°C±2°C	3-1-2-0-5 + 4-3-1-1-3	2,2 + 2,4	+	6	c
2021	4974	Chiffonnette découpe porc ligne poitrine (après désinfection)	Wipe after cleaning process (pork/beef environment)	<i>L. monocytogenes</i> Ad1261	Pork/beef environment	Seeding 72h 3°C±2°C	4-6-6-4-3	4,6	+	6	c
2021	4975	Chiffonnette table transfert (après désinfection)	Wipe after cleaning process (pork/beef environment)	<i>L. ivanovii</i> BR23	Fish farming environment	Seeding 72h 3°C±2°C	2-2-1-2-2	1,8	-	6	c

Date of analysis	Sample number	Product (French name)	Product	Artificial contaminations					Global result 22 h and 48 h	Category	Type
				Strain	Origin	Injury protocol	Inoculation level (CFU/sample)				
							Enumeration	Mean			
2021	6546	Chiffonnette trancheur DF1 après désinfection	Wipe after cleaning process (seafood environment)	<i>L. welshimeri</i> Ad1268	Smoked fish environment	Seeding 72h 3°C±2°C	1-3-1-1-2	1,6	-	6	c
2021	6547	Chiffonnette tapis trancheur après désinfection	Wipe after cleaning process (seafood environment)	<i>L. monocytogenes</i> Ad548	Fish environment	Seeding 72h 3°C±2°C	3-1-4-3-4	3	+	6	c
2021	6548	Chiffonnette mélangeur avant nettoyage	Wipe (dairy environment)	<i>L. monocytogenes</i> Ad637	Milk	Seeding 72h 3°C±2°C	3-2-2-0-0	1,4	-	6	c
2021	6549	Chiffonnette freezer avant nettoyage	Wipe (dairy environment)	<i>L. monocytogenes</i> Ad637	Milk	Seeding 72h 3°C±2°C	3-2-2-0-0	1,4	-	6	c
2021	6736	Chiffonnette mélangeur avant nettoyage	Wipe (dairy environment)	<i>L. monocytogenes</i> Ad621	Dairy product environment	Seeding 72h 3°C±2°C	1-2-1-2-1	1,4	-	6	c
2021	6737	Chiffonnette balance avant nettoyage	Wipe (dairy environment)	<i>L. monocytogenes</i> Ad621	Dairy product environment	Seeding 72h 3°C±2°C	1-2-1-2-1	1,4	-	6	c
2021	6738	Chiffonnette homogénéisateur avant nettoyage	Wipe (dairy environment)	<i>L. monocytogenes</i> Ad621	Dairy product environment	Seeding 72h 3°C±2°C	1-2-1-2-1	1,4	-	6	c
2021	7425	Chiffonnette trancheur CP4 après désinfection	Wipe (ready prepared dish environment)	<i>L. monocytogenes</i> Ad1679	Fish environment	Seeding 72h 3°C±2°C	1-2-1-2-2	1,6	-	6	c
2021	7426	Chiffonnette trancheur n°19 après désinfection	Wipe (ready prepared dish environment)	<i>L. monocytogenes</i> Ad1679	Fish environment	Seeding 72h 3°C±2°C	1-2-1-2-2	1,6	+	6	c
2021	7427	Eponge tapis vers multivac	Sponge (ready prepared dish environment)	<i>L. monocytogenes</i> Ad1679	Fish environment	Seeding 72h 3°C±2°C	1-2-1-2-2	1,6	+	6	c

**Appendix 9 – Sensitivity study: raw data
(Extension study, 2021 - ADRIA Développement)**

Bold typing: artificially inoculated samples

Listeria detection results:

H-:	characteristic <i>Listeria</i> colonies without halo
H+:	characteristic <i>Listeria</i> colonies with halo
()	number of typical colonies on the plates if few colonies were present
-:	no typical colonies but presence of background microflora
st:	plate without any colony
ni:	non isolated colony
PA:	positive agreement
NA:	negative agreement
ND:	negative deviation
PD:	positive deviation
PPNA:	positive presumptive negative agreement
PPND :	positive presumptive negative deviation
NC:	Non characteristic colony on TSYEA
d:	doubtful colony

COMPOSITE FOODS / READY-TO-EAT AND READY-TO-REHEAT																								
Date of analysis	Sample number	Product (French name)	Product	Reference method ISO 11290-1*						Alternative method: Agar Listeria (AL) for 18h at 30°C													Category	Type
				Half Fraser		Fraser		Identifications	Result	AL 22h	AL 48h	Confirmation		Result		Agreement		AL 48 h + 72h at 5°C ± 3°C		Result L spp AL 72 h 5°C	Agreement L spp AL 72 h	Subculture in Fraser broth and streaking on PALCAM/AL for negative samples		
				AL	PALCAM	AL	PALCAM					PALCAM	Identification (ISO tests)	22h	48h	22 h	48 h	AL	PALCAM					
2021	5658	Wrap poulet bacon	Roasted chicken wrap	st	st	st	-		-	-	-			-	-	NA	NA	-		-	NA	-	1	a
2021	5746	Sandwich viennois poulet rôti	Roast chicken sandwich	H-d	-	-	-		-	st	st			-	-	NA	NA	st		-	NA	-	1	a
2021	5749	Wrap poulet rôti sauce fromage blanc	Roasted chicken wrap with white cheese	st	-	st	st		-	st	st			-	-	NA	NA	st		-	NA	-	1	a
2021	5825	Crêpe fajitas	Tortilla	-	-	-	-		-	-	-			-	-	NA	NA	-		-	NA	-	1	a
2021	5833	Sandwich thon œuf tomate	Tomato egg tuna sandwich	st	st	st	st		-	st	st			-	-	NA	NA	st		-	NA	-	1	a
2021	6058	Verrine tajine	Mix of vegetables and meat	st	st	st	st		-	st	st			-	-	NA	NA	st		-	NA	-	1	a
2021	6059	Verrine mangue saint jacques	Mix of vegetables and seafood	H+/H-	+	H+/H-	+	<i>L. monocytogenes / L. innocua</i>	+	H+/H-	H+/H-	+/+	<i>L. monocytogenes / L. innocua</i>	+	+	PA	PA	H+/H-	+/+	+	PA		1	a
2021	6060	Verrine saumon asperge	Mix of vegetables and fish	H+d/H-	+	H+/H-	+	<i>L. monocytogenes / L. innocua</i>	+	H+/H-	H+/H-	+/+	<i>L. monocytogenes / L. innocua</i>	+	+	PA	PA	H+/H-	+/+	+	PA		1	a
2021	6061	Verrine chèvre tomate	Mix of vegetables and cheese	H-	+	H-	+	<i>L. innocua</i>	+	H-	H-	+	<i>L. innocua</i>	+	+	PA	PA	H-	+	+	PA		1	a
2021	6531	Sandwich jambon-beurre	Ham butter sandwich	st	st	-	-		-	st	st			-	-	NA	NA	st		-	NA	-	1	a
2021	6532	Sandwich thon crudités	Tuna and crudités sandwich	-	-	-	-		-	-	-			-	-	NA	NA	-		-	NA	-	1	a
2021	6533	Sandwich poulet rôti crudités	Chicken and crudités sandwich	st	st	st	st		-	st	st			-	-	NA	NA	st		-	NA	-	1	a
2021	6534	Taboulé au poulet	Roasted chicken tabbouleh	H+	+	H+	+	<i>L. monocytogenes</i>	+	H+	H+	+	<i>L. monocytogenes</i>	+	+	PA	PA	H+	+	+	PA		1	a
2021	6535	Piémontaise au jambon	Piedmontese salad	H+	+	H+	+	<i>L. monocytogenes</i>	+	H+	H+	+	<i>L. monocytogenes</i>	+	+	PA	PA	H+	+	+	PA		1	a
2021	6553	Sandwich jambon-beurre	Ham butter sandwich	H-	+	H-	+	<i>L. welshimeri</i>	+	H-	H-	+	<i>L. welshimeri</i>	+	+	PA	PA	H-	+	+	PA		1	a
2021	7378	Bagel concombre saumon fumé	Smoked salmon and cucumber sandwich	H+	+	H+	+	<i>L. monocytogenes</i>	+	H+	H+	+	<i>L. monocytogenes</i>	+	+	PA	PA	H+	+	+	PA		1	a
2021	7379	Bagel concombre saumon fumé	Smoked salmon and cucumber sandwich	-	-	-	-		-	st	-			-	-	NA	NA	-		-	NA	-	1	a
2021	7381	Wrap jambon fromage de brebis	Ham and sheep's cheese sandwich	-	-	-	-		-	st	st			-	-	NA	NA	st		-	NA	-	1	a
2021	7383	Sandwich thon tomate œuf	Tomato egg tuna sandwich	-	-	-	-		-	-	-			-	-	NA	NA	-		-	NA	-	1	a
2021	7385	Sandwich poulet rôti mayo légère	Mayonnaise and roast chicken sandwich	st	-	st	st		-	st	st			-	-	NA	NA	st		-	NA	-	1	a
2021	7387	Salade pâtes crudités mozzarella jambon speck	Ham, cheese and crudités salad	-	-	st	st		-	st	-			-	-	NA	NA	-		-	NA	-	1	a
2021	5178	Paillason de légumes	Composite food with vegetable and dairy products	H+	+	H+	+	<i>L. monocytogenes</i>	+	H+	H+	+	<i>L. monocytogenes</i>	+	+	PA	PA	H+	+	+	PA		1	b
2021	5179	Gratin quatre légumes	Composite food with vegetable and dairy products	H+	+	H+	+	<i>L. monocytogenes</i>	+	H+	H+	+	<i>L. monocytogenes</i>	+	+	PA	PA	H+	+	+	PA		1	b

* Analyses performed according to the COFRAC accreditation
 ADRIA Développement
 Summary report (Version 0)
 AL - Listeria spp. Detection

COMPOSITE FOODS / READY-TO-EAT AND READY-TO-REHEAT																								
Date of analysis	Sample number	Product (French name)	Product	Reference method ISO 11290-1*						Alternative method: Agar Listeria (AL) for 18h at 30°C													Category	Type
				Half Fraser		Fraser		Identifications	Result	AL 22h	AL 48h	Confirmation		Result		Agreement		AL 48 h + 72h at 5°C ± 3°C		Result L spp AL 72 h 5°C	Agreement L spp AL 72 h	Subculture in Fraser broth and streaking on PALCAM/AL for negative samples		
				AL	PALCAM	AL	PALCAM					PALCAM	Identification (ISO tests)	22h	48h	22 h	48 h	AL	PALCAM					
2021	5650	Paella	Paella	H-	+	H-	+	<i>L. innocua</i>	+	H-	H-	+	<i>L. innocua</i>	+	+	PA	PA	H-	+	+	PA		1	b
2021	5732	Tourte au cèpes	Mix of vegetable, cream and puffpastry	H+/H-	+	H+/H-	+	<i>L. monocytogenes / L. innocua</i>	+	H+/H-	H+/H-	+/+	<i>L. monocytogenes / L. innocua</i>	+	+	PA	PA	H+/H-	+/+	+	PA		1	b
2021	5744	Ballotine de volaille et légumes	Mix of poultry and vegetables	st	st	st	st		-	st	st			-	-	NA	NA	st		-	NA	-	1	b
2021	5745	Feuilleté aux saint jacques	Mix of seafood and puff pastry	H+/H-	+	H+ni/H-	+	<i>L. monocytogenes / L. innocua</i>	+	H+/H-	H+/H-	+/+	<i>L. monocytogenes / L. innocua</i>	+	+	PA	PA	H+/H-	+/+	+	PA		1	b
2021	5753	Roulé jambon fromage	Mix of cheese ham and pastry	h-d	-	-	-		-	st	st			-	-	NA	NA			-	NA	-	1	b
2021	5754	Feuilleté au chèvre	Mix of cheese and puff pastry	H+	+	H+	+	<i>L. monocytogenes</i>	+	H+/H-	H+/H-	+/+	<i>L. monocytogenes / L. innocua</i>	+	+	PA	PA	H+/H-	+/+	+	PA		1	b
2021	5822	Tomate farcie	Mix of vegetables and beef	-	st	-	-		-	st	st			-	-	NA	NA	st		-	NA	-	1	b
2021	5827	Gratin dauphinois	Mix of potatoes, cream and cheese	st	-	-	-		-	st	st			-	-	NA	NA	st		-	NA	-	1	b
2021	5830	Croque saumon	Mix of salmon, cheese and vegetables	st	st	st	st		-	st	st			-	-	NA	NA	st		-	NA	-	1	b
2021	5831	Paella	Paella	-	-	H-	+	<i>L. seeligeri</i>	+	-	-			-	-	ND	ND	st		-	ND	<i>L. seeligeri</i>	1	b
2021	5843	Coquille saint jacques à la bretonne	Mix of scallop, cream and vegetables	H+	+	H+	+	<i>L. monocytogenes</i>	+	H+	H+	+	<i>L. monocytogenes</i>	+	+	PA	PA	H+	+	+	PA		1	b
2021	5982	Gratin de chou-fleur	Mix of cream, cheese and vegetables	st	st	st	-		-	-	-			-	-	NA	NA	-		-	NA	-	1	b
2021	5988	Steak soja épinard emmental	Mix of cheese and vegetables	-	-	-	-		-	-	-			-	-	NA	NA	-		-	NA	-	1	b
2021	6246	Tarte oignons confit et chèvre	Mix of vegetables and cheese	H-	+	H-	+	<i>L. innocua</i>	+	H-	H-	+	<i>L. innocua</i>	+	+	PA	PA	H-	+	+	PA		1	b
2021	6247	Croque monsieur	Mix of cheese and ham	H+	+	H+	+	<i>L. monocytogenes</i>	+	H+	H+	+	<i>L. monocytogenes</i>	+	+	PA	PA	H+	+	+	PA		1	b
2021	6253	Feuilleté chèvre pesto	Mix of puff pastry, cheese and vegetables	H-	+	H-	+	<i>L. innocua</i>	+	H-	H-	+	<i>L. innocua</i>	+	+	PA	PA	H-	+	+	PA		1	b
2021	6254	Feuilleté jambon-emmental	Mix of puff pastry, cheese and ham	-	-	-	-		-	-	-			-	-	NA	NA	-		-	NA	-	1	b
2021	6258	Feuilleté saumon épinard	Mix of puff pastry, fish and ham	H+/H-	+	H+/H-	+	<i>L. monocytogenes / L. innocua</i>	+	H+/H-	H+/H-	+/+	<i>L. monocytogenes / L. innocua</i>	+	+	PA	PA	H+/H-	+/+	+	PA		1	b
2021	6408	Cordon bleu de dinde	Mix of cheese and meat	H+	+	H+/H-	+	<i>L. monocytogenes / L. welshimeri</i>	+	H+/H-	H+/H-	+/+	<i>L. monocytogenes / L. welshimeri</i>	+	+	PA	PA	H+/H-	+/+	+	PA		1	b
2021	6411	Burger barbecue	Mix of bread, beef and vegetables	H-	+	H-	+	<i>L. welshimeri</i>	+	H-	H-	+	<i>L. welshimeri</i>	+	+	PA	PA	H-	+	+	PA		1	b
2021	6416	Cordon bleu de dinde	Mix of cheese and meat	H+	+	H+	+	<i>L. monocytogenes</i>	+	H+	H+	+	<i>L. monocytogenes</i>	+	+	PA	PA	H+	+	+	PA		1	b
2021	5648	Brownie	Pastry	-	-	-	-		-	-	-			-	-	NA	NA	-		-	NA	-	1	c
2021	5663	Croissant	Pastry	H-	+	H-	+	<i>L. innocua</i>	+	H- (1)	H- (1)	+	<i>L. innocua</i>	+	+	PA	PA	H- (1)	+	+	PA		1	c
2021	5750	Pâte à quiche	Puff pastry	H+/H-	+	H+ni/H-	+	<i>L. monocytogenes / L. innocua</i>	+	H+ni/H-	H+ni/H-	+/+	<i>L. monocytogenes / L. innocua</i>	+	+	PA	PA	H+ni/H-	+/+	+	PA		1	c
2021	5751	Gaufre	Waffle	-	-	-	-		-	-	-			-	-	NA	NA			-	NA	-	1	c
2021	5823	Pâte brisée	Pie crust	st	-	st	-		-	st	st			-	-	NA	NA	st		-	NA	-	1	c
2021	5824	Sauce yaourt	Yogurt sauce	-	-	-	-		-	-	-			-	-	NA	NA	-		-	NA	-	1	c
2021	5826	Chausson aux pommes	Apple turnover	-	-	-	-		-	-	-			-	-	NA	NA	-		-	NA	-	1	c
2021	5986	Gaufre	Waffle	st	st	st	st		-	-	-			-	-	NA	NA	-		-	NA	-	1	c

COMPOSITE FOODS / READY-TO-EAT AND READY-TO-REHEAT																								
Date of analysis	Sample number	Product (French name)	Product	Reference method ISO 11290-1*						Alternative method: Agar Listeria (AL) for 18h at 30°C												Category	Type	
				Half Fraser		Fraser		Identifications	Result	AL 22h	AL 48h	Confirmation		Result		Agreement		AL 48 h + 72h at 5°C ± 3°C		Result L spp AL 72 h 5°C	Agreement L spp AL 72 h			Subculture in Fraser broth and streaking on PALCAM/AL for negative samples
				AL	PALCAM	AL	PALCAM					PALCAM	Identification (ISO tests)	22h	48h	22 h	48 h	AL	PALCAM					
2021	6066	Croissant pur beurre	Pastry	H+	+	H+	+	<i>L. monocytogenes</i>	+	H+	H+	+	<i>L. monocytogenes</i>	+	+	PA	PA	H+	+	+	PA	1	c	
2021	6256	Omelette brouillée nature	Omelette	H+	+	H+	+	<i>L. monocytogenes</i>	+	H+	H+	+	<i>L. monocytogenes</i>	+	+	PA	PA	H+	+	+	PA	1	c	
2021	6257	Omelette cubes nature	Omelette	st	-	st	-		-	st	st			-	-	NA	NA	st		-	NA	1	c	
2021	6536	Choux chantilly	Pastry	H+	+	H+	+	<i>L. monocytogenes</i>	+	H+	H+	+	<i>L. monocytogenes</i>	+	+	PA	PA	H+	+	+	PA	1	c	
2021	6537	Flan	Pastry	H+	+	H+	+	<i>L. monocytogenes</i>	+	H+	H+	+	<i>L. monocytogenes</i>	+	+	PA	PA	H+	+	+	PA	1	c	
2021	6538	Eclair au café	Pastry	H+	+	H+	+	<i>L. monocytogenes</i>	+	H+	H+	+	<i>L. monocytogenes</i>	+	+	PA	PA	H+	+	+	PA	1	c	
2021	6539	Tortilla aux oignons	Onion tortilla	H+	+	H+	+	<i>L. monocytogenes</i>	+	H+	H+	+	<i>L. monocytogenes</i>	+	+	PA	PA	H+	+	+	PA	1	c	
2021	6540	Tortilla nature	Tortilla	H+	+	H+	+	<i>L. monocytogenes</i>	+	H+	H+	+	<i>L. monocytogenes</i>	+	+	PA	PA	H+	+	+	PA	1	c	
2021	6902	Eclair au chocolat	Pastry	-	-	-	-		-	-	-			-	-	NA	NA	-		-	NA	1	c	
2021	6903	Mille-feuille	Pastry	st	st	st	st		-	st	st			-	-	NA	NA	st		-	NA	1	c	
2021	6904	Religieuse au café	Pastry	st	st	st	st		-	st	st			-	-	NA	NA	st		-	NA	1	c	
2021	6905	Tortilla au chorizo	Chorizo tortilla	H+	+	H+	+	<i>L. monocytogenes</i>	+	H+	H+	+	<i>L. monocytogenes</i>	+	+	PA	PA	H+	+	+	PA	1	c	

MEAT PRODUCTS																								
Date of analysis	Sample number	Product (French name)	Product	Reference method ISO 11290-1*						Alternative method: Agar Listeria (AL) for 18h at 30°C												Category	Type	
				Half Fraser		Fraser		Identifications	Result	AL 22h	AL 48h	Confirmation		Result		Agreement		AL 48 h + 72h at 5°C ± 3°C		Result L spp AL 72 h 5°C	Agreement L spp AL 72 h			Subculture in Fraser broth and streaking on PALCAM/AL for negative samples
				AL	PALCAM	AL	PALCAM					PALCAM	Identification (ISO tests)	22h	48h	22 h	48 h	AL	PALCAM					
2021	5649	Steak haché de volaille	Minced chicken	H-	+	H-	+	<i>L. welshimeri</i>	+	H-	H-	+	<i>L. welshimeri</i>	+	+	PA	PA	H-	+	+	PA	2	a	
2021	5655	Steak haché	Minced beef	H-	+	H-	+	<i>L. welshimeri</i>	+	H-	H-	+	<i>L. welshimeri</i>	+	+	PA	PA	H-	+	+	PA	2	a	
2021	5734	Jambon de porc (cru)	Ham (before cooking)	H+/H-d	+	H+/H-	+	<i>L. monocytogenes / L. welshimeri</i>	+	H+/H-	H+/H-	+/+	<i>L. monocytogenes / L. welshimeri</i>	+	+	PA	PA	H+/H-	+/+	+	PA	2	a	
2021	5739	Steak haché	Minced beef	H-	+	H-	+	<i>L. welshimeri</i>	+	H-	H-	+	<i>L. welshimeri</i>	+	+	PA	PA	H-	+	+	PA	2	a	
2021	5741	Steak haché	Minced beef	H-	+	H-	+	<i>L. innocua</i>	+	H-	H-	+	<i>L. innocua</i>	+	+	PA	PA	H-	+	+	PA	2	a	
2021	5742	Aiguillettes de porc	Sliced pork	H+	+	H+	+	<i>L. monocytogenes</i>	+	H+	H+	+	<i>L. monocytogenes</i>	+	+	PA	PA	H+	+	+	PA	2	a	
2021	5747	Minerai de bœuf	Beef	-	-	-	-		-	-	-			-	-	NA	NA	-		-	NA	2	a	
2021	5832	Jambon de porc (cru)	Ham (before cooking)	st	st	st	st		-	st	st			-	-	NA	NA	st		-	NA	2	a	
2021	5973	Emincés épaule de porc (cru)	Pork	st	st	st	st		-	st	st			-	-	NA	NA	st		-	NA	2	a	
2021	5989	Steak haché de volaille	Minced chicken	H-	+	H-	+	<i>L. welshimeri</i>	+	H-	H-	+	<i>L. welshimeri</i>	+	+	PA	PA	H-	+	+	PA	2	a	
2021	6248	Epaule de porc (cru)	Pork	-	-	st	st		-	st	st			-	-	NA	NA	st		-	NA	2	a	
2021	6249	Filet de porc (cru)	Pork	H(-1)	+(2)	H-	+	<i>L. innocua</i>	+	H-	H-	+	<i>L. innocua</i>	+	+	PA	PA	H-	+	+	PA	2	a	
2021	6252	Epaule de porc (cru)	Pork	H+/H-	+	H+/H-	+	<i>L. monocytogenes / L. innocua</i>	+	H+/H-	H+/H-	+/+	<i>L. monocytogenes / L. innocua</i>	+	+	PA	PA	H+/H-	+/+	+	PA	2	a	
2021	6406	Roulé de dinde saumuré (cru)	Turkey	H+/H-	+	H+/H-	+	<i>L. monocytogenes / L. welshimeri</i>	+	H+/H-	H+/H-	+/+	<i>L. monocytogenes / L. welshimeri</i>	+	+	PA	PA	H+/H-	+/+	+	PA	2	a	
2021	6417	Aiguillettes de porc (cru)	Pork	H+	+	H+	+	<i>L. monocytogenes</i>	+	H+	H+	+	<i>L. monocytogenes</i>	+	+	PA	PA	H+	+	+	PA	2	a	
2021	7183	Steak haché 15%MG	Minced beef (15% fat)	H+	+	H+	+	<i>L. monocytogenes</i>	+	H+	H+	+	<i>L. monocytogenes</i>	+	+	PA	PA	H+	+	+	PA	2	a	
2021	7184	Steak haché 15%MG	Minced beef (15% fat)	H+	+	H+	+	<i>L. monocytogenes</i>	+	H+	H+	+	<i>L. monocytogenes</i>	+	+	PA	PA	H+	+	+	PA	2	a	
2021	7185	Aiguillettes de poulet	Chicken aiguillettes	H+/H-	+	H+/H-	+	<i>L. monocytogenes / L. welshimeri</i>	+	H+/H-	H+/H-	+/+	<i>L. monocytogenes / L. welshimeri</i>	+	+	PA	PA	H+/H-	+/+	+	PA	2	a	
2021	7186	Aiguillettes de poulet	Chicken aiguillettes	H+	+	H+	+	<i>L. monocytogenes</i>	+	H+	H+	+	<i>L. monocytogenes</i>	+	+	PA	PA	H+	+	+	PA	2	a	
2021	7259	Côte de porc demi-sel	Pork	st	st	st	st		-	st	st			-	-	NA	NA	st		-	NA	2	a	
2021	7260	Viande rouge calibrée	Beef	H+/H-	+	H+/H-	+	<i>L. monocytogenes / L. welshimeri</i>	+	H+/H-	H+/H-	+/+	<i>L. monocytogenes / L. welshimeri</i>	+	+	PA	PA	H+/H-	+/+	+	PA	2	a	
2021	7261	Minerai de bœuf	Beef	H-	+	H-	+	<i>L. welshimeri</i>	+	H-	H-	+	<i>L. welshimeri</i>	+	+	PA	PA	H-	+	+	PA	2	a	
2021	5652	Aile de poulet pimentée	Cooked chicken	-	-	-	-		-	-	-			-	-	NA	NA	-		-	NA	2	b	
2021	5654	Paupiette de dinde	Turkey paupiette	H+	+	H+	+	<i>L. monocytogenes</i>	+	H+	H+	+	<i>L. monocytogenes</i>	+	+	PA	PA	H+	+	+	PA	2	b	
2021	5659	Cubes poulet rôti	Roasted chicken	st	st	st	st		-	st	st			-	-	NA	NA	st		-	NA	2	b	
2021	5662	Donuts de poulet	Breaded chicken	st	st	st	st		-	st	st			-	-	NA	NA	st		-	NA	2	b	
2021	5675	Emincés de Kebab rôti	Kebab slices	st	st	st	st		-	st	st			-	-	NA	NA	st		-	NA	2	b	
2021	5733	Sauté de dinde	Cooked turkey	st	-	st	st		-	st	st			-	-	NA	NA	st		-	NA	2	b	
2021	5736	Blanquette de dinde	Cooked turkey	-	st	st	st		-	st	st			-	-	NA	NA	st		-	NA	2	b	
2021	5738	Emincés de filet de poulet rôti	Sliced roast chicken	-	st	st	st		-	st	st			-	-	NA	NA	st		-	NA	2	b	
2021	5740	Wings roti	Cooked chicken	H-	+	H-	+	<i>L. innocua</i>	+	H-	H-	+	<i>L. innocua</i>	+	+	PA	PA	H-	+	+	PA	2	b	
2021	5743	Nuggets	Chicken nuggets	-	-	st	st		-	st	st			-	-	NA	NA	st		-	NA	2	b	

* Analyses performed according to the COFRAC accreditation
 ADRIA Développement
 Summary report (Version 0)
 AL - Listeria spp. Detection

MEAT PRODUCTS																								
Date of analysis	Sample number	Product (French name)	Product	Reference method ISO 11290-1*						Alternative method: Agar Listeria (AL) for 18h at 30°C												Category	Type	
				Half Fraser		Fraser		Identifications	Result	AL 22h	AL 48h	Confirmation		Result		Agreement		AL 48 h + 72h at 5°C ± 3°C		Result L spp AL 72 h 5°C	Agreement L spp AL 72 h			Subculture in Fraser broth and streaking on PALCAM/AL for negative samples
				AL	PALCAM	AL	PALCAM					PALCAM	Identification (ISO tests)	22h	48h	22 h	48 h	AL	PALCAM					
2021	5752	Filet de poulet pané	Breaded chicken	st	st	st	st		-	st	st			-	-	NA	NA			-	NA	-	2	b
2021	5837	Bouchées aiguillettes de poulet	Chicken aiguillettes	st	st	st	st		-	st	st			-	-	NA	NA	st		-	NA	-	2	b
2021	5841	Dés de dinde rôti	Roasted turkey	st	st	st	st		-	st	st			-	-	NA	NA	st		-	NA	-	2	b
2021	5974	Poulet rôti épicé	Spicy roast chicken	st	-	st	st		-	st	st			-	-	NA	NA	st		-	NA	-	2	b
2021	5987	Cubes de filet de poulet	Cooked chicken	H+	+	H+	+	<i>L. monocytogenes</i>	+	H+	H+	+	<i>L. monocytogenes</i>	+	+	PA	PA	H+	+	+	PA		2	b
2021	6057	Boeuf mariné	Marinated beef	H+	+	H+	+	<i>L. monocytogenes</i>	+	H+	H+	+	<i>L. monocytogenes</i>	+	+	PA	PA	H+	+	+	PA		2	b
2021	6064	Viande de canard effilochée	Prepared duck meat	st	st	st	st		-	st	st			-	-	NA	NA	st		-	NA	-	2	b
2021	6065	Viande de canard effilochée	Prepared duck meat	H+/H-	+	H-	+	<i>L. monocytogenes</i> / <i>L. welshimeri</i>	+	H+/H-	H+/H-	+/+	<i>L. monocytogenes</i> / <i>L. welshimeri</i>	+	+	PA	PA	H+/H-	+/+	+	PA		2	b
2021	6251	Wings de poulet barbecue	Cooked chicken	st	st	st	st		-	st	st			-	-	NA	NA	st		-	NA	-	2	b
2021	6409	Lamelles de volaille kebab rôties	Kebab slices	-	-	-	-		-	-	-			-	-	NA	NA	-		-	NA	-	2	b
2021	6413	Emincés de filet de poulet rôti	Sliced roast chicken	H+	+	H+	+	<i>L. monocytogenes</i>	+	H+	H+	+	<i>L. monocytogenes</i>	+	+	PA	PA	H+	+	+	PA		2	b
2021	7187	Emincés de porc sauce pruneaux	Cooked pork	H+	+	H+	+	<i>L. ivanovii</i>	+	H+	H+	+	<i>L. ivanovii</i>	+	+	PA	PA	H+	+	+	PA		2	b
2021	7188	Emincés de porc sauce pruneaux	Cooked pork	H+	+	H+	+	<i>L. monocytogenes</i>	+	H+	H+	+	<i>L. monocytogenes</i>	+	+	PA	PA	H+	+	+	PA		2	b
2021	7189	Emincés de veau sauce champignons	Cooked veal	H+	+	H+	+	<i>L. ivanovii</i>	+	H+	H+	+	<i>L. ivanovii</i>	+	+	PA	PA	H+	+	+	PA		2	b
2021	5644	Miettes de bacon	Bacon	H+	+	H+	+	<i>L. monocytogenes</i>	+	H+	H+	+	<i>L. monocytogenes</i>	+	+	PA	PA	H+	+	+	PA		2	c
2021	5645	Pâté à l'ail	Pâté	st	st	st	st		-	st	st			-	-	NA	NA	st		-	NA	-	2	c
2021	5646	Saucisson p'tit sec	Saucisson	H+	+	H+	+	<i>L. monocytogenes</i>	+	H+	H+	+	<i>L. monocytogenes</i>	+	+	PA	PA	H+	+	+	PA		2	c
2021	5647	Merguez	Merguez	H+ (4)	+	H+	+	<i>L. monocytogenes</i>	+	H+ (2)	H+ (2)	+	<i>L. monocytogenes</i>	+	+	PA	PA	H+ (2)	+	+	PA		2	c
2021	5651	Saucisse au Muscadet	Sausage	-	-	st	st		-	st	st			-	-	NA	NA	st		-	NA	-	2	c
2021	5653	Rillettes du Mans pur porc	Rillette	st	st	st	st		-	st	st			-	-	NA	NA	st		-	NA	-	2	c
2021	5656	Lardons natures	Bacon strips	st	st	st	st		-	-	-			-	-	NA	NA	-		-	NA	-	2	c
2021	5657	Saucisse de Strasbourg	Sausage	-	st	-	-		-	st	st			-	-	NA	NA	st		-	NA	-	2	c
2021	5660	Saucisse bio	Sausage	H- (3)	+(1)	H-	+	<i>L. welshimeri</i>	+	-	-			-	-	ND	ND	-		-	ND	<i>L. welshimeri</i>	2	c
2021	5661	Boudin noir	Blood sausage	st	st	st	st		-	st	st			-	-	NA	NA	st		-	NA	-	2	c
2021	5735	Saucisson au cèpes	Saucisson	H+	+	H+	+	<i>L. monocytogenes</i>	+	H+	H+	+	<i>L. monocytogenes</i>	+	+	PA	PA	H+	+	+	PA		2	c
2021	5737	Saucisson duc de coise	Saucisson	-	st	st	st		-	st	st			-	-	NA	NA	st		-	NA	-	2	c
2021	5975	Saucisse de Francfort	Sausage	H+	+	H+	+	<i>L. monocytogenes</i>	+	H+	H+	+	<i>L. monocytogenes</i>	+	+	PA	PA	H+	+	+	PA		2	c
2021	5976	Lardons fumés	Bacon strips	H+/H-	+	H+/H-	+	<i>L. monocytogenes</i> / <i>L. welshimeri</i>	+	H+/H-	H+/H-	+/+	<i>L. monocytogenes</i> / <i>L. welshimeri</i>	+	+	PA	PA	H+/H-	+/+	+	PA		2	c
2021	5981	Chorizo fumé	Smoked chorizo	st	st	st	st		-	st	st			-	-	NA	NA	st		-	NA	-	2	c
2021	6062	Poitrine de porc fumé	Delicatessen	st	st	st	st		-	st	st			-	-	NA	NA	st		-	NA	-	2	c
2021	6260	Jambon de Vendée à l'ancienne	Delicatessen	-	-	st	-		-	st	st			-	-	NA	NA	st		-	NA	-	2	c

MEAT PRODUCTS																								
Date of analysis	Sample number	Product (French name)	Product	Reference method ISO 11290-1*						Alternative method: Agar Listeria (AL) for 18h at 30°C												Category	Type	
				Half Fraser		Fraser		Identifications	Result	AL 22h	AL 48h	Confirmation		Result		Agreement		AL 48 h + 72h at 5°C ± 3°C		Result L spp AL 72 h 5°C	Agreement L spp AL 72 h			Subculture in Fraser broth and streaking on PALCAM/AL for negative samples
				AL	PALCAM	AL	PALCAM					PALCAM	Identification (ISO tests)	22h	48h	22 h	48 h	AL	PALCAM					
2021	6405	Saucisse de Francfort	Delicatessen	st	st	st	st		-	st	st			-	-	NA	NA	st		-	NA	-	2	c
2021	6414	Saucisse fumée	Delicatessen	st	-	st	-		-	st	st			-	-	NA	NA	st		-	NA	-	2	c
2021	7191	Jambon cuit supérieur	Delicatessen	st	st	st	st		-	st	st			-	-	NA	NA	st		-	NA	-	2	c
2021	7193	Salami danois	Delicatessen	st	st	st	st		-	st	st			-	-	NA	NA	st		-	NA	-	2	c
2021	7194	Salami danois	Delicatessen	st	st	st	st		-	st	st			-	-	NA	NA	st		-	NA	-	2	c

MILK AND DAIRY PRODUCTS																								
Date of analysis	Sample number	Product (French name)	Product	Reference method ISO 11290-1*						Alternative method: Agar Listeria (AL) for 18h at 30°C													Category	Type
				Half Fraser		Fraser		Identifications	Result	AL 22h	AL 48h	Confirmation		Result		Agreement		AL 48 h + 72h at 5°C ± 3°C		Result L spp AL 72 h 5°C	Agreement L spp AL 72 h	Subculture in Fraser broth and streaking on PALCAM/AL for negative samples		
				AL	PALCAM	AL	PALCAM					PALCAM	Identification (ISO tests)	22h	48h	22 h	48 h	AL	PALCAM					
2021	5158	Fromage non affiné au lait cru de vache	Raw cow's milk cheese	H+	+	H+	+	<i>L. monocytogenes</i>	+	H+	H+	+	<i>L. monocytogenes</i>	+	+	PA	PA	H+	+	+	PA	-	3	a
2021	5164	Fromage non affiné au lait cru de vache	Raw cow's milk cheese	-	-	-	-		-	st	-			-	-	NA	NA	st		-	NA	-	3	a
2021	5165	Fromage pâte persillée au lait cru de brebis	Raw sheep's milk cheese	st	-	-	-		-	-	-			-	-	NA	NA	-		-	NA	-	3	a
2021	5186	Fromage pâte persillée au lait cru de brebis	Raw sheep's milk cheese	H+	+	H+	+	<i>L. monocytogenes</i>	+	H+	H+	+	<i>L. monocytogenes</i>	+	+	PA	PA	H+	+	+	PA	-	3	a
2021	5187	Fromage pâte pressée au lait cru de vache	Raw cow's milk cheese	-	-	-	-		-	st	-			-	-	NA	NA	st		-	NA	-	3	a
2021	5188	Fromage pâte persillée au lait cru de brebis	Raw sheep's milk cheese	H+	+	H+	+	<i>L. monocytogenes</i>	+	H+	H+	+	<i>L. monocytogenes</i>	+	+	PA	PA	H+	+	+	PA	-	3	a
2021	5266	Cœur de Bray au lait cru	Raw cow's milk cheese	st	st	st	st		-	st	st			-	-	NA	NA	st		-	NA	-	3	a
2021	5267	Camembert de Normandie au lait cru	Raw cow's milk cheese	H+	+	H+	+	<i>L. monocytogenes</i>	+	H+	H+	+	<i>L. monocytogenes</i>	+	+	PA	PA	H+	+	+	PA	-	3	a
2021	5268	Petit pont l'évêque au lait cru	Raw cow's milk cheese	st	-	st	st		-	st	st			-	-	NA	NA	st		-	NA	-	3	a
2021	5269	Reblochon de Savoie au lait cru	Raw cow's milk cheese	H+	+	H+	+	<i>L. monocytogenes</i>	+	H+	H+	+	<i>L. monocytogenes</i>	+	+	PA	PA	H+	+	+	PA	-	3	a
2021	5270	Fromage de chèvre Banon au lait cru	Raw goat's milk cheese	H+	+	H+	+	<i>L. monocytogenes</i>	+	H+	H+	+	<i>L. monocytogenes</i>	+	+	PA	PA	H+	+	+	PA	-	3	a
2021	5271	Rocamadour au lait cru	Raw goat's milk cheese	H+	+	H+	+	<i>L. monocytogenes</i>	+	H+/H-	H+/H-	+/+	<i>L. monocytogenes</i> / <i>L. welshimeri</i>	+	+	PA	PA	H+/H-	+/+	+	PA	-	3	a
2021	5272	Gaperon au lait cru de vache	Raw cow's milk cheese	H+	+	H+	+	<i>L. monocytogenes</i>	+	H+	H+	+	<i>L. monocytogenes</i>	+	+	PA	PA	H+	+	+	PA	-	3	a
2021	5273	Camembert de Normandie au lait cru	Raw cow's milk cheese	H+	+	H+	+	<i>L. monocytogenes</i>	+	H+	H+	+	<i>L. monocytogenes</i>	+	+	PA	PA	H+	+	+	PA	-	3	a
2021	5274	Fromage de chèvre Banon au lait cru	Raw goat's milk cheese	H+	+	H+	+	<i>L. monocytogenes</i>	+	H+	H+		<i>L. monocytogenes</i>	+	+	PA	PA	H+	+	+	PA	-	3	a
2021	5472	Reblochon de Savoie au lait cru	Raw cow's milk cheese	H-	+	H-	+	<i>L. innocua</i>	+	H-	H-	+	<i>L. innocua</i>	+	+	PA	PA	H-	+	+	PA	-	3	a
2021	5473	Cœur de Bray au lait cru	Raw cow's milk cheese	H-	+	H-	+	<i>L. innocua</i>	+	H-	H-	+	<i>L. innocua</i>	+	+	PA	PA	H-	+	+	PA	-	3	a
2021	5474	Gaperon au lait cru de vache	Raw cow's milk cheese	H-	+	H-	+	<i>L. innocua</i>	+	H-	H-	+	<i>L. innocua</i>	+	+	PA	PA	H-	+	+	PA	-	3	a
2021	6907	Camembert au lait cru de vache	Raw cow's milk cheese	st	st	st	st		-	st	st			-	-	NA	NA	st		-	NA	-	3	a
2021	6908	Pérail au lait cru de brebis	Raw sheep's milk	st	st	st	st		-	st	-			-	-	NA	NA	-		-	NA	-	3	a
2021	6909	Pecorino de Toscane au lait cru de brebis	Raw sheep's milk	st	st	st	-		-	st	-			-	-	NA	NA	-		-	NA	-	3	a
2021	6910	Maroilles fermier au lait cru de vache	Raw cow's milk cheese	st	st	st	st		-	st	-			-	-	NA	NA	-		-	NA	-	3	a
2021	6911	Fourme de Montbrison au lait cru de vache	Raw cow's milk cheese	H-	+	H-	+	<i>L. innocua</i>	+	H-	H-	+	<i>L. innocua</i>	+	+	PA	PA	H-	+	+	PA	-	3	a
2021	5159	Lait cru de brebis (221)	Raw sheep's milk	H+	+	H+	+	<i>L. monocytogenes</i>	+	H+	H+	+	<i>L. monocytogenes</i>	+	+	PA	PA	H+	+	+	PA	-	3	b

* Analyses performed according to the COFRAC accreditation
 ADRIA Développement
 Summary report (Version 0)
 AL - Listeria spp. Detection

MILK AND DAIRY PRODUCTS																								
Date of analysis	Sample number	Product (French name)	Product	Reference method ISO 11290-1*						Alternative method: Agar Listeria (AL) for 18h at 30°C													Category	Type
				Half Fraser		Fraser		Identifications	Result	AL 22h	AL 48h	Confirmation		Result		Agreement		AL 48 h + 72h at 5°C ± 3°C		Result L spp AL 72 h 5°C	Agreement L spp AL 72 h	Subculture in Fraser broth and streaking on PALCAM/AL for negative samples		
				AL	PALCAM	AL	PALCAM					PALCAM	Identification (ISO tests)	22h	48h	22 h	48 h	AL	PALCAM					
2021	5160	Lait cru de brebis (217)	Raw sheep's milk	H+	+	H+	+	<i>L. monocytogenes</i>	+	H+	H+	+	<i>L. monocytogenes</i>	+	+	PA	PA	H+	+	+	PA		3	b
2021	5161	Lait cru de brebis (207)	Raw sheep's milk	H+	+	H+	+	<i>L. monocytogenes</i>	+	H+	H+	+	<i>L. monocytogenes</i>	+	+	PA	PA	H+	+	+	PA		3	b
2021	5162	Lait cru de brebis (211)	Raw sheep's milk	H+	+	H+	+	<i>L. monocytogenes</i>	+	H+	H+	+	<i>L. monocytogenes</i>	+	+	PA	PA	H+	+	+	PA		3	b
2021	5163	Lait cru de brebis (206)	Raw sheep's milk	H+	+	H+	+	<i>L. monocytogenes</i>	+	H+	H+	+	<i>L. monocytogenes</i>	+	+	PA	PA	H+	+	+	PA		3	b
2021	5275	Beurre au lait cru	Raw milk butter	H+	+	H+	+	<i>L. monocytogenes</i>	+	H+	H+	+	<i>L. monocytogenes</i>	+	+	PA	PA	H+	+	+	PA		3	b
2021	5276	Lait cru de vache	Raw cow's milk cheese	H+/H-	+	H+	+	<i>L. monocytogenes</i> / <i>L. welshimeri</i>	+	H+/H-	H+/H-	+/+	<i>L. monocytogenes</i> / <i>L. welshimeri</i>	+	+	PA	PA	H+/H-	+/+	+	PA		3	b
2021	5277	Lait cru de vache	Raw cow's milk cheese	H+	+	H+	+	<i>L. monocytogenes</i>	+	H+	H+	+	<i>L. monocytogenes</i>	+	+	PA	PA	H+	+	+	PA		3	b
2021	5278	Lait entier fermenté	Fermented whole milk	H+	+	H+	+	<i>L. monocytogenes</i>	+	H+/H-	H+/H-	+/+	<i>L. monocytogenes</i> / <i>L. innocua</i>	+	+	PA	PA	H+/H-	+/+	+	PA		3	b
2021	5279	Lait entier fermenté	Fermented whole milk	H+	+	H+	+	<i>L. monocytogenes</i>	+	H+	H+	+	<i>L. monocytogenes</i>	+	+	PA	PA	H+	+	+	PA		3	b
2021	6906	Lait cru de vache	Raw cow's milk	st	st	st	st		-	st	st			-	-	NA	NA	st		-	NA	-	3	b
2021	7482	Lait cru de vache	Raw cow's milk cheese	st	-	-	-		-	st	-			-	-	NA	NA	-		-	NA	-	3	b
2021	7483	Gros lait fermier	Raw cow's milk cheese	st	st	st	st		-	st	st			-	-	NA	NA	st		-	NA	-	3	b
2021	7484	Beurre de baratte au lait cru	Raw milk butter	st	st	-	-		-	-	-			-	-	NA	NA	-		-	NA	-	3	b
2021	7485	Beurre demi-sel au lait cru	Raw milk butter	st	st	-	-		-	st	-			-	-	NA	NA	-		-	NA	-	3	b
2021	7486	Beurre bio demi-sel au lait cru	Raw milk butter	-	-	-	-		-	st	st			-	-	NA	NA	st		-	NA	-	3	b
2021	7487	Beurre bio doux au lait cru	Raw milk butter	st	st	-	-		-	st	st			-	-	NA	NA	st		-	NA	-	3	b
2021	7488	Faisselle bio au lait cru	Fermented raw milk yogurt	st	st	-	-		-	st	st			-	-	NA	NA	st		-	NA	-	3	b
2021	7489	Fromage blanc bio au lait cru	Fermented raw milk yogurt	st	-	st	st		-	st	st			-	-	NA	NA	st		-	NA	-	3	b
2021	7490	Kefir bio	Fermented raw milk	st	-	st	st		-	st	-			-	-	NA	NA	-		-	NA	-	3	b
2021	5821	Fromage fondu	Cheese	H+	+	H+	+	<i>L. monocytogenes</i>	+	H+	H+	+	<i>L. monocytogenes</i>	+	+	PA	PA	H+	+	+	PA		3	c
2021	6716	Crème glacée caramel beurre salé	Ice cream	H-	+	H-	+	<i>L. innocua</i>	+	H-	H-	+	<i>L. innocua</i>	+	+	PA	PA	H-	+	+	PA		3	c
2021	6718	Lait aromatisé à la fraise	Strawberry pasteurized milk	H-	+	H-	+	<i>L. welshimeri</i>	+	H-	H-	+	<i>L. welshimeri</i>	+	+	PA	PA	H-	+	+	PA		3	c
2021	6720	Lait aromatisé au chocolat	Chocolate pasteurized milk	H-	+	H-	+	<i>L. innocua</i>	+	H-	H-	+	²	+	+	PA	PA	H-	+	+	PA		3	c
2021	6722	Lait pasteurisé demi-écrémé	Pasteurized milk	H-	+	H-	+	<i>L. welshimeri</i>	+	H-	H-	+	<i>L. welshimeri</i>	+	+	PA	PA	H-	+	+	PA		3	c
2021	6724	Fromage frais	Pasteurized cheese	st	st	st	st		-	st	st			-	-	NA	NA	st		-	NA	-	3	c
2021	6726	Semoule au lait	Pasteurized dairy dessert	H-	+	H-	+	<i>L. welshimeri</i>	+	H-	H-	+	<i>L. welshimeri</i>	+	+	PA	PA	H-	+	+	PA		3	c
2021	6728	Panna cotta	Pasteurized dairy dessert	H-	+	H-	+	<i>L. innocua</i>	+	H-	H-	+	<i>L. innocua</i>	+	+	PA	PA	H-	+	+	PA		3	c
2021	6729	Panna cotta	Pasteurized dairy dessert	st	st	st	st		-	st	st			-	-	NA	NA	st		-	NA	-	3	c
2021	6730	Bleu de Bresse au lait de vache pasteurisé	Pasteurized cheese	H-	+	H-	+	<i>L. welshimeri</i>	+	H-	H-	+	<i>L. welshimeri</i>	+	+	PA	PA	H-	+	+	PA		3	c
2021	6732	Fromage de vache au lait pasteurisé	Pasteurized cheese	H-	+	H-	+	<i>L. innocua</i>	+	H-	H-	+	<i>L. innocua</i>	+	+	PA	PA	H-	+	+	PA		3	c

MILK AND DAIRY PRODUCTS																								
Date of analysis	Sample number	Product (French name)	Product	Reference method ISO 11290-1*						Alternative method: Agar Listeria (AL) for 18h at 30°C													Category	Type
				Half Fraser		Fraser		Identifications	Result	AL 22h	AL 48h	Confirmation		Result		Agreement		AL 48 h + 72h at 5°C ± 3°C		Result L spp AL 72 h 5°C	Agreement L spp AL 72 h	Subculture in Fraser broth and streaking on PALCAM/AL for negative samples		
				AL	PALCAM	AL	PALCAM					PALCAM	Identification (ISO tests)	22h	48h	22 h	48 h	AL	PALCAM					
2021	6734	Fromage de chèvre au lait pasteurisé	Pasteurized cheese	H-	+	H-	+	<i>L. innocua</i>	+	H-	H-	+	<i>L. innocua</i>	+	+	PA	PA	H-	+	+	PA		3	c
2021	6735	Fromage de chèvre au lait pasteurisé	Pasteurized cheese	st	st	st	st		-	st	st			-	-	NA	NA	st		-	NA	-	3	c
2021	6912	Fromage de vache au lait pasteurisé	Pasteurized cheese	st	st	st	-		-	st	st			-	-	NA	NA	st		-	NA	-	3	c
2021	6913	Bleu de Bresse au lait de vache pasteurisé	Pasteurized cheese	-	-	-	-		-	st	-			-	-	NA	NA	-		-	NA	-	3	c
2021	6914	Camembert au lait de vache pasteurisé	Pasteurized cheese	-	-	st	-		-	st	-			-	-	NA	NA	-		-	NA	-	3	c
2021	6915	Bûche de chèvre au lait pasteurisé	Pasteurized cheese	st	st	st	st		-	st	-			-	-	NA	NA	-		-	NA	-	3	c
2021	6916	Lait pasteurisé demi-écrémé	Pasteurized milk	st	st	st	st		-	st	st			-	-	NA	NA	st		-	NA	-	3	c
2021	6917	Lait aromatisé à la fraise	Strawberry pasteurized milk	st	st	-	-		-	st	-			-	-	NA	NA	-		-	NA	-	3	c
2021	6918	Lait aromatisé au chocolat	Chocolate pasteurized milk	st	st	st	st		-	st	-			-	-	NA	NA	-		-	NA	-	3	c
2021	6919	Semoule au lait	Pasteurized dairy dessert	st	-	-	-		-	st	st			-	-	NA	NA	st		-	NA	-	3	c
2021	6920	Crème glacée caramel beurre salé	Ice cream	st	-	-	-		-	st	st			-	-	NA	NA	st		-	NA	-	3	c

VEGETABLES																								
Date of analysis	Sample number	Product (French name)	Product	Reference method ISO 11290-1*						Alternative method: Agar Listeria (AL) for 18h at 30°C													Category	Type
				Half Fraser		Fraser		Identifications	Result	AL 22h	AL 48h	Confirmation		Result		Agreement		AL 48 h + 72h at 5°C ± 3°C		Result L spp AL 72 h 5°C	Agreement L spp AL 72 h	Subculture in Fraser broth and streaking on PALCAM/AL for negative samples		
				AL	PALCAM	AL	PALCAM					PALCAM	Identification (ISO tests)	22h	48h	22 h	48 h	AL	PALCAM					
2021	4337	Alfafa bio	Sprouts	H-	+	H-	+	<i>L. welshimeri</i>	+	H-	H-	+	<i>L. welshimeri</i>	+	+	PA	PA	H-	+	+	PA	-	4	a
2021	4338	Salade Batavia	Fresh lettuce	-	-	-	-		-	-	-			-	-	NA	NA	-		-	NA	-	4	a
2021	4339	Mélange jeunes pousses (vrac)	Baby leaves	H+	+	H+	+	<i>L. monocytogenes</i>	+	H+	H+	+	<i>L. monocytogenes</i>	+	+	PA	PA	H+	+	+	PA	-	4	a
2021	4340	Persil fris�	Parsley	-	-	st	-		-	-	-			-	-	NA	NA	-		-	NA	-	4	a
2021	4341	Petits pois	Frozen peas	-	-	-	-		-	H-d	-	-	Non typical Gram + bacilli	-	-	PPNA	NA	-		-	NA	-	4	a
2021	5174	Persil plat	Parsley	st	st	st	st		-	st	st			-	-	NA	NA	st		-	NA	-	4	a
2021	5175	Persil plat	Parsley	-	-	-	-		-	-	-			-	-	NA	NA	-		-	NA	-	4	a
2021	5291	Petites pousses de haricot mungo	Sprouts	-	-	-	-		-	-	-			-	-	NA	NA	-		-	NA	-	4	a
2021	5292	Petites pousses de haricot mungo	Sprouts	H-	+	H-	+	<i>L. innocua</i>	+	H-	H-	+	<i>L. innocua</i>	+	+	PA	PA	H-	+	+	PA	-	4	a
2021	5293	Alfafa bio	Sprouts	H+	+	H+	+	<i>L. monocytogenes</i>	+	H+	H+	+	<i>L. monocytogenes</i>	+	+	PA	PA	H+	+	+	PA	-	4	a
2021	5294	Poireau vrac	Leek	H+	+	H+	+	<i>L. monocytogenes</i>	+	H+	H+	+	<i>L. monocytogenes</i>	+	+	PA	PA	H+	+	+	PA	-	4	a
2021	5295	C�leri vrac	Celery	st	-	st	st		-	st	-			-	-	NA	NA	-		-	NA	-	4	a
2021	5296	Chou blanc vrac	Cabbage	st	st	st	st		-	st	st			-	-	NA	NA	st		-	NA	-	4	a
2021	5297	Chou vert vrac	Cabbage	H+	+	H+	+	<i>L. monocytogenes</i>	+	H+	H+	+	<i>L. monocytogenes</i>	+	+	PA	PA	H+	+	+	PA	-	4	a
2021	5298	Laitue vrac	Fresh lettuce	H+	+	H+	+	<i>L. monocytogenes</i>	+	H+	H+	+	<i>L. monocytogenes</i>	+	+	PA	PA	H+	+	+	PA	-	4	a
2021	5299	Batavia vrac	Fresh lettuce	H+ (2 aspects)	+	H+	+	<i>L. monocytogenes</i> / <i>L. ivanovii</i>	+	H+ (2 aspects)	H+ (2 aspects)	+/+	<i>L. monocytogenes</i> / <i>L. ivanovii</i>	+	+	PA	PA	H+	+/+	+	PA	-	4	a
2021	5300	Persil fris� vrac	Parsley	H+	+	H+	+	<i>L. monocytogenes</i>	+	H+	H+	+	<i>L. monocytogenes</i>	+	+	PA	PA	H+	+	+	PA	-	4	a
2021	5301	Persil fris� vrac	Parsley	H-	+	H-	+	<i>L. innocua</i>	+	H-	H-	+	<i>L. innocua</i>	+	+	PA	PA	H-	+	+	PA	-	4	a
2021	7845	Navet	Turnip	-	-	st	-		-	st	-			-	-	NA	NA	-		-	NA	-	4	a
2021	7846	Fenouil	Fennel	-	-	st	st		-	st	-			-	-	NA	NA	-		-	NA	-	4	a
2021	4334	M�che sous vide	Lamb's lettuce (under modified atmosphere)	H+	+	H+	+	<i>L. monocytogenes</i>	+	H+	H+	+	<i>L. monocytogenes</i>	+	+	PA	PA	H+	+	+	PA	-	4	b
2021	4335	M�lange crudit�s	Vegetable mix (under modified atmosphere)	H+	+	H+	+	<i>L. monocytogenes</i>	+	H+	H+	+	<i>L. monocytogenes</i>	+	+	PA	PA	H+	+	+	PA	-	4	b
2021	4336	M�lange crudit�s	Vegetable mix (under modified atmosphere)	H-	+	H-	+	<i>L. innocua</i>	+	H-	H-	+	<i>L. innocua</i>	+	+	PA	PA	H-	+	+	PA	-	4	b
2021	4342	M�lange ratatouille	Frozen ratatouille	-	-	-	-		-	st	-			-	-	NA	NA	-		-	NA	-	4	b
2021	4343	Julienne de l�gumes	Frozen vegetables mix	-	-	-	-		-	H-d	-	-	Non typical Gram + bacilli	-	-	PPNA	NA	-		-	NA	-	4	b
2021	5166	Petits pois bio blanchis	Blanched peas	-	-	-	-		-	-	-			-	-	NA	NA	-		-	NA	-	4	b
2021	5167	Chou milan �minc�	Sliced cabbage	H+/H-	+	H+/H-	+	<i>L. monocytogenes</i> / <i>L. innocua</i>	+	H+/H-	H+/H-	+/+	<i>L. monocytogenes</i> / <i>L. innocua</i>	+	+	PA	PA	H+/H-	+/+	+	PA	-	4	b
2021	5168	Champignons �minc�s	Sliced mushrooms	H-	+	H-	+	<i>L. innocua</i>	+	H-	H-	+	<i>L. innocua</i>	+	+	PA	PA	H-	+	+	PA	-	4	b
2021	5169	Courgettes en rondelles	Sliced zucchini	H+	+	H+	+	<i>L. monocytogenes</i>	+	H+	H+	+	<i>L. monocytogenes</i>	+	+	PA	PA	H+	+	+	PA	-	4	b

* Analyses performed according to the COFRAC accreditation
 ADRIA D veloppement
 Summary report (Version 0)
 AL - Listeria spp. Detection

VEGETABLES																								
Date of analysis	Sample number	Product (French name)	Product	Reference method ISO 11290-1*						Alternative method: Agar Listeria (AL) for 18h at 30°C													Category	Type
				Half Fraser		Fraser		Identifications	Result	AL 22h	AL 48h	Confirmation		Result		Agreement		AL 48 h + 72h at 5°C ± 3°C		Result L spp AL 72 h 5°C	Agreement L spp AL 72 h	Subculture in Fraser broth and streaking on PALCAM/AL for negative samples		
				AL	PALCAM	AL	PALCAM					PALCAM	Identification (ISO tests)	22h	48h	22 h	48 h	AL	PALCAM					
2021	5170	Mélange vapeur courge carotte brocolis butternut	Vegetable mix	H-	+	H-	+	<i>L. innocua</i>	+	H-	H-	+	<i>L. innocua</i>	+	+	PA	PA	H-	+	+	PA		4	b
2021	5171	Oignons pré-frits	Pre-fried onions	H+	+	H+	+	<i>L. monocytogenes</i>	+	H+	H+	+	<i>L. monocytogenes</i>	+	+	PA	PA	H+	+	+	PA		4	b
2021	5172	Poêlée champêtre	Vegetable mix	H+	+	H+	+	<i>L. monocytogenes</i>	+	H+	H+	+	<i>L. monocytogenes</i>	+	+	PA	PA	H+	+	+	PA		4	b
2021	5173	Brocoli	Blanched broccoli	H+	+	H+	+	<i>L. monocytogenes</i>	+	H+	H+	+	<i>L. monocytogenes</i>	+	+	PA	PA	H+	+	+	PA		4	b
2021	5288	Salade mélangée prête à consommer	Lettuce (under modified atmosphere)	H+	+	H+	+	<i>L. monocytogenes</i>	+	H+	H+	+	<i>L. monocytogenes</i>	+	+	PA	PA	H+	+	+	PA		4	b
2021	5289	Salade mélangée prête à consommer	Lettuce (under modified atmosphere)	H-	+	H-	+	<i>L. innocua</i>	+	H-	H-	+	<i>L. innocua</i>	+	+	PA	PA	H-	+	+	PA		4	b
2021	5290	Crudités mélangées	Vegetable mix (under modified atmosphere)	H+	+	H+	+	<i>L. monocytogenes</i>	+	H+	H+	+	<i>L. monocytogenes</i>	+	+	PA	PA	H+	+	+	PA		4	b
2021	5984	Pois chiche après cuisson	Blanched chickpeas	st	st	st	st		-	st	st			-	-	NA	NA	st		-	NA	-	4	b
2021	5985	Cubes d'aubergine	Eggplant strips	-	-	H+	+	<i>L. monocytogenes</i>	+	-	-			-	-	ND	ND	-		-	ND	<i>L. monocytogenes</i>	4	b
2021	5990	Petits pois blanchis	Frozen peas	H+/H-	+	H+/H-	+	<i>L. monocytogenes</i> / <i>L. innocua</i>	+	H+/H-	H+/H-	+/+	<i>L. monocytogenes</i> / <i>L. innocua</i>	+	+	PA	PA	H+/H-	+/+	+	PA		4	b
2021	6063	Poêlée parisienne	Vegetable mix	H+/H-	+	H+/H-	+	<i>L. monocytogenes</i> / <i>L. innocua</i>	+	H+/H-	H+/H-	+/+	<i>L. monocytogenes</i> / <i>L. innocua</i>	+	+	PA	PA	H+/H-	+/+	+	PA		4	b
2021	6067	Courgettes cuisinée	Cooked zucchini	H+/H-	+	H+/H-	+	<i>L. monocytogenes</i> / <i>L. innocua</i>	+	H+/H-	H+/H-	+/+	<i>L. monocytogenes</i> / <i>L. innocua</i>	+	+	PA	PA	H+/H-	+/+	+	PA		4	b
2021	6068	Courgettes cuisinée	Cooked zucchini	H+/H-	+	H+/H-	+	<i>L. monocytogenes</i> / <i>L. seeligeri</i>	+	H+/H-	H+/H-	+/+	<i>L. monocytogenes</i> / <i>L. innocua</i>	+	+	PA	PA	H+/H-	+/+	+	PA		4	b
2021	5176	Palet chou brocolis	Cooked vegetable mix	H-	+	H-	+	<i>L. innocua</i>	+	H-	H-	+	<i>L. innocua</i>	+	+	PA	PA	H-	+	+	PA		4	c
2021	5177	Pomme de terre saladaises	Saladaise potatoes	-	-	st	st		-	st	-			-	-	NA	NA	st		-	NA	-	4	c
2021	5180	Mezze chou-fleur	Cooked cauliflower	-	-	-	-		-	st	-			-	-	NA	NA	st		-	NA	-	4	c
2021	5181	Houmous citron confit	Hummus	-	-	st	st		-	-	-			-	-	NA	NA	-		-	NA	-	4	c
2021	5182	Houmous bio	Hummus	-	-	-	-		-	st	-			-	-	NA	NA	st		-	NA	-	4	c
2021	5183	Epinards branche à la crème	Minced spinach with cream	H+	+	H+	+	<i>L. monocytogenes</i>	+	H+	H+	+	<i>L. monocytogenes</i>	+	+	PA	PA	H+	+	+	PA		4	c
2021	5184	Epinards hachés à la crème	Minced spinach with cream	H+	+	H+	+	<i>L. monocytogenes</i>	+	H+	H+	+	<i>L. monocytogenes</i>	+	+	PA	PA	H+	+	+	PA		4	c
2021	5185	Barquette mélange de légumes à la campagnarde	Cooked vegetable mix	st	st	-	-		-	st	st			-	-	NA	NA	st		-	NA	-	4	c
2021	5282	Cèleri rémoulade	Celery salad	st	st	st	st		-	st	-			-	-	NA	NA	-		-	NA	-	4	c
2021	5283	Concombre et ciboulette	Cucumber salad	-	-	-	-		-	-	-			-	-	NA	NA	-		-	NA	-	4	c
2021	5284	Coleslaw	Coleslaw	H+	+	H+	+	<i>L. monocytogenes</i>	+	H+	H+	+	<i>L. monocytogenes</i>	+	+	PA	PA	H+	+	+	PA		4	c
2021	5285	Betteraves rouges	Red beets	H+	+	H+	+	<i>L. monocytogenes</i>	+	H+	H+	+	<i>L. monocytogenes</i>	+	+	PA	PA	H+	+	+	PA		4	c
2021	5286	Carottes râpées	Grated carrots	H+	+	H+	+	<i>L. monocytogenes</i>	+	H+	H+	+	<i>L. monocytogenes</i>	+	+	PA	PA	H+	+	+	PA		4	c
2021	5287	Chou rouge	Red cabbage salad	H+/H-d	+	H+/H-d	+	<i>L. monocytogenes</i> / <i>L. seeligeri</i>	+	H+/H-	H+/H-	+/+	<i>L. monocytogenes</i> / <i>L. seeligeri</i>	+	+	PA	PA	H+/H-	+/+	+	PA		4	c
2021	5983	Patate douce panée	Breaded sweet potato	-	-	st	-		-	-	-			-	-	NA	NA	-		-	NA	-	4	c

VEGETABLES																								
Date of analysis	Sample number	Product (French name)	Product	Reference method ISO 11290-1*						Alternative method: Agar Listeria (AL) for 18h at 30°C												Category	Type	
				Half Fraser		Fraser		Identifications	Result	AL 22h	AL 48h	Confirmation		Result		Agreement		AL 48 h + 72h at 5°C ± 3°C		Result L spp AL 72 h 5°C	Agreement L spp AL 72 h			Subculture in Fraser broth and streaking on PALCAM/AL for negative samples
				AL	PALCAM	AL	PALCAM					PALCAM	Identification (ISO tests)	22h	48h	22 h	48 h	AL	PALCAM					
2021	5992	Guacamole	Guacamole	-	-	-	-		-	-	-			-	-	NA	NA	-		-	NA	-	4	c
2021	6331	Carottes râpées	Grated carrots	st	st	st	st		-	st	st			-	-	NA	NA	st		-	NA	-	4	c
2021	6332	Macédoine de légumes	Diced mixed vegetables	st	-	st	st		-	st	st			-	-	NA	NA	st		-	NA	-	4	c
2021	6333	Concombres au fromage blanc	Cucumber salad	-	-	st	st		-	-	-			-	-	NA	NA	-		-	NA	-	4	c
2021	7491	Macédoine de légumes	Diced mixed vegetables	st	st	st	st		-	st	st			-	-	NA	NA	st		-	NA	-	4	c

SEAFOOD AND FISHERY PRODUCTS																								
Date of analysis	Sample number	Product (French name)	Product	Reference method ISO 11290-1*						Alternative method: Agar Listeria (AL) for 18h at 30°C													Category	Type
				Half Fraser		Fraser		Identifications	Result	AL 22h	AL 48h	Confirmation		Result		Agreement		AL 48 h + 72h at 5°C ± 3°C		Result L spp AL 72 h 5°C	Agreement L spp AL 72 h	Subculture in Fraser broth and streaking on PALCAM/AL for negative samples		
				AL	PALCAM	AL	PALCAM					PALCAM	Identification (ISO tests)	22h	48h	22 h	48 h	AL	PALCAM					
2021	5665	Lieu noir	Pollock	H+	+	H+	+	<i>L. monocytogenes</i>	+	H+	H+	+	<i>L. monocytogenes</i>	+	+	PA	PA	H+	+	+	PA	-	5	a
2021	5666	Noix de Saint Jacques	Scallop	st	st	st	st		-	st	st			-	-	NA	NA	st		-	NA	-	5	a
2021	5668	Dos de colin d'Alaska	Pollock	H+	+	H+	+	<i>L. monocytogenes</i>	+	H+	H+	+	<i>L. monocytogenes</i>	+	+	PA	PA	H+	+	+	PA	-	5	a
2021	5671	Langoustines	Langoustines	st	st	st	st		-	st	st			-	-	NA	NA	st		-	NA	-	5	a
2021	5673	Dos de colin d'Alaska	Pollock	H+	+	H+	+	<i>L. monocytogenes</i>	+	H+	H+	+	<i>L. monocytogenes</i>	+	+	PA	PA	H+	+	+	PA	-	5	a
2021	5838	Dos de colin d'Alaska nature	Pollock	H+	+	H+	+	<i>L. monocytogenes</i>	+	H+	H+	+	<i>L. monocytogenes</i>	+	+	PA	PA	H+	+	+	PA	-	5	a
2021	5840	Portion lieu noir	Pollock	H+	+	H+	+	<i>L. monocytogenes</i>	+	H+	H+	+	<i>L. monocytogenes</i>	+	+	PA	PA	H+	+	+	PA	-	5	a
2021	5844	Crevettes entières	Shrimps	st	st	st	st		-	st	st			-	-	NA	NA	st		-	NA	-	5	a
2021	5845	Pavé de saumon	Salmon	H+	+	H+	+	<i>L. monocytogenes</i>	+	H+	H+	+	<i>L. monocytogenes</i>	+	+	PA	PA	H+	+	+	PA	-	5	a
2021	5846	Noix de Saint Jacques	Scallop	st	st	st	st		-	st	st			-	-	NA	NA	st		-	NA	-	5	a
2021	5977	Pulpe de saumon sauvage	Salmon	st	st	st	-		-	st	st			-	-	NA	NA	st		-	NA	-	5	a
2021	6418	Queue de lotte	Monkfish	st	st	st	-		-	st	st			-	-	NA	NA	st		-	NA	-	5	a
2021	6423	Chair de saumon	Cooked salmon	H+	+	H+	+	<i>L. monocytogenes</i>	+	H+	H+	+	<i>L. monocytogenes</i>	+	+	PA	PA	H+	+	+	PA	-	5	a
2021	6424	Crevettes	Shrimps	st	-	sr	-		-	st	-			-	-	NA	NA	-		-	NA	-	5	a
2021	6923	Filet de lotte	Monkfish	H+/H-	+	H+/H-	+	<i>L. monocytogenes</i> / <i>L. innocua</i>	+	H+/H-	H+/H-	+/+	<i>L. monocytogenes</i> / <i>L. innocua</i>	+	+	PA	PA	H+/H-	+/+	+	PA	-	5	a
2021	7182	Dos de cabillaud	Cod	H+	+	H+	+	<i>L. ivanovii</i>	+	H+	H+	+	<i>L. ivanovii</i>	+	+	PA	PA	H+	+	+	PA	-	5	a
2021	7392	Dos d'églefin	Haddock	st	st	st	st		-	st	st			-	-	NA	NA	st		-	NA	-	5	a
2021	7393	Filet de lieu noir	Pollock	st	st	st	st		-	st	st			-	-	NA	NA	st		-	NA	-	5	a
2021	7577	Pavé de truite d'élevage	Trout	st	st	st	st		-	st	st			-	-	NA	NA	st		-	NA	-	5	a
2021	7847	Filet de lieu noir	Pollock	st	st	st	st		-	st	st			-	-	NA	NA	st		-	NA	-	5	a
2021	5664	Brochette de saumon	Smoked salmon	st	st	st	st		-	st	st			-	-	NA	NA	st		-	NA	-	5	b
2021	5677	Truite fumée	Smoked trout	H- (1)	st	H+/H-	+	<i>L. monocytogenes</i> / <i>L. welshimeri</i>	+	H- (1)	H- (1)	+	<i>L. welshimeri</i>	+	+	PA	PA	H- (1)	+	+	PA	-	5	b
2021	5829	Truite fumée bio	Smoked trout	st	st	st	st		-	st	st			-	-	NA	NA	st		-	NA	-	5	b
2021	5834	Saumon fumé	Smoked salmon	st	st	st	st		-	st	st			-	-	NA	NA	st		-	NA	-	5	b
2021	5835	Saumon fumé	Smoked salmon	st	st	st	st		-	st	st			-	-	NA	NA	st		-	NA	-	5	b
2021	5980	Truite fumée	Smoked trout	st	st	st	st		-	st	st			-	-	NA	NA	st		-	NA	-	5	b
2021	6259	Saumon fumé	Smoked salmon	st	-	H-	+	<i>L. welshimeri</i>	+	st	-			-	-	ND	ND	-		-	ND	<i>L. welshimeri</i>	5	b
2021	6410	Truite fumée	Smoked trout	H-	+	H-	+	<i>L. innocua</i>	+	H-	H-	+	<i>L. innocua</i>	+	+	PA	PA	H-	+	+	PA	-	5	b
2021	6421	Saumon fumé	Smoked salmon	st	-	sr	-		-	st	sr			-	-	NA	NA	st		-	NA	-	5	b
2021	6425	Saumon fumé	Smoked salmon	st	st	st	st		-	st	st			-	-	NA	NA	st		-	NA	-	5	b
2021	6922	Truite fumée	Smoked trout	H+/H-	+	H+/H-	+	<i>L. monocytogenes</i> / <i>L. welshimeri</i>	+	H+/H-	H+/H-	+/+	<i>L. monocytogenes</i> / <i>L. welshimeri</i>	+	+	PA	PA	H+/H-	+/+	+	PA	-	5	b
2021	7171	Filets de harengs fumés	Smoked herring	H+	+	H+	+	<i>L. monocytogenes</i>	+	H+	H+	+	<i>L. monocytogenes</i>	+	+	PA	PA	H+	+	+	PA	-	5	b

* Analyses performed according to the COFRAC accreditation
 ADRIA Développement
 Summary report (Version 0)
 AL - Listeria spp. Detection

SEAFOOD AND FISHERY PRODUCTS																								
Date of analysis	Sample number	Product (French name)	Product	Reference method ISO 11290-1*						Alternative method: Agar Listeria (AL) for 18h at 30°C												Category	Type	
				Half Fraser		Fraser		Identifications	Result	AL 22h	AL 48h	Confirmation		Result		Agreement		AL 48 h + 72h at 5°C ± 3°C		Result L spp AL 72 h 5°C	Agreement L spp AL 72 h			Subculture in Fraser broth and streaking on PALCAM/AL for negative samples
				AL	PALCAM	AL	PALCAM					PALCAM	Identification (ISO tests)	22h	48h	22 h	48 h	AL	PALCAM					
2021	7172	Filets de harengs fumés	Smoked herring	st	st	H-	+	<i>L. seeligeri</i>	+	st	st			-	-	ND	ND	st		-	ND	<i>L. seeligeri</i>	5	b
2021	7173	Truite fumée	Smoked trout	H+	+	H+	+	<i>L. monocytogenes</i>	+	H+	H+	+	<i>L. monocytogenes</i>	+	+	PA	PA	H+	+	+	PA		5	b
2021	7174	Truite fumée	Smoked trout	st	st	st	st		-	st	st			-	-	NA	NA	st		-	NA	-	5	b
2021	7175	Saumon fumé	Smoked salmon	st	st	st	st		-	st	st			-	-	NA	NA	st		-	NA	-	5	b
2021	7176	Saumon fumé	Smoked salmon	st	st	st	st		-	st	st			-	-	NA	NA	st		-	NA	-	5	b
2021	7258	Truite fumée	Smoked trout	st	st	st	st		-	st	st			-	-	NA	NA	st		-	NA	-	5	b
2021	7388	Truite fumée	Smoked trout	H-	+	H-	+	<i>L. innocua</i>	+	H-	H-	+	<i>L. innocua</i>	+	+	PA	PA	H-	+	+	PA		5	b
2021	7389	Saumon fumé bio	Organic smoked salmon	H-	+	H-	+	<i>L. innocua</i>	+	H-	H-	+	<i>L. innocua</i>	+	+	PA	PA	H-	+	+	PA		5	b
2021	7390	Maquereaux fumés au poivre	Pepper smoked mackerel	H-	+	H-	+	<i>L. innocua</i>	+	H-	H-	+	<i>L. innocua</i>	+	+	PA	PA	H-	+	+	PA		5	b
2021	7391	Maquereaux fumés	Smoked mackerel	H-	+	H-	+	<i>L. innocua</i>	+	H-	H-	+	<i>L. innocua</i>	+	+	PA	PA	H-	+	+	PA		5	b
2021	7430	Saumon fumé bio	Organic smoked salmon	st	st	st	st		-	st	st			-	-	NA	NA	st		-	NA	-	5	b
2021	7431	Maquereaux fumés	Smoked mackerel	st	st	st	st		-	st	st			-	-	NA	NA	st		-	NA	-	5	b
2021	7432	Maquereaux fumés au poivre	Pepper smoked mackerel	st	st	st	st		-	st	st			-	-	NA	NA	st		-	NA	-	5	b
2021	7664	Maquereaux au poivre fumés au bois de hêtre	Pepper smoked mackerel	H-	+	H-	+	<i>L. welshimeri</i>	+	H-	H-	+	<i>L. welshimeri</i>	+	+	PA	PA	H-	+	+	PA		5	b
2021	7665	Harengs fumés au bois de hêtre	Smoked herring	H-	+	H-	+	<i>L. welshimeri</i>	+	H-	H-	+	<i>L. welshimeri</i>	+	+	PA	PA	H-	+	+	PA		5	b
2021	5667	Paupiette de saumon	Salmon paupiette	st	-	st	st		-	st	st			-	-	NA	NA	st		-	NA	-	5	c
2021	5669	Petit poisson pané	Breaded fish	H- (2)	+(2)	H-	+	<i>L. innocua</i>	+	H- (1)	H- (1)	+	<i>L. innocua</i>	+	+	PA	PA	H- (1)	+	+	PA		5	c
2021	5670	Pavé poisson napolitaine	Mix of fish and spices	st	-	-	-		-	-	-			-	-	NA	NA	-		-	NA	-	5	c
2021	5672	Pavé colin préparé	Breaded fish	-	-	-	-		-	st	st			-	-	NA	NA	st		-	NA	-	5	c
2021	5674	Paupiette de saumon moulée	Salmon paupiette	H+	+	H+	+	<i>L. monocytogenes</i>	+	H+	H+	+	<i>L. monocytogenes</i>	+	+	PA	PA	H+	+	+	PA		5	c
2021	5676	Queues de crevettes panées	Breaded shrimp tails	st	-	-	-		-	-	-			-	-	NA	NA	-		-	NA	-	5	c
2021	5828	Chair de tourteaux	Cooked crab	-	-	st	-		-	st	-			-	-	NA	NA	-		-	NA	-	5	c
2021	5836	Bâtonnets panés de cabillaud	Breaded cod	st	st	st	-		-	st	st			-	-	NA	NA	st		-	NA	-	5	c
2021	5839	Pavé poisson napolitaine	Mix of fish and spices	H+	+	H+	+	<i>L. monocytogenes</i>	+	H+	H+	+	<i>L. monocytogenes</i>	+	+	PA	PA	H+	+	+	PA		5	c
2021	5842	Pavé de poisson à la bordelaise	Cooked fish	H+	+	H+	+	<i>L. monocytogenes</i>	+	H+	H+	+	<i>L. monocytogenes</i>	+	+	PA	PA	H+	+	+	PA		5	c
2021	5978	Crevettes cuites entières	Cooked shrimps	H+	+	H+	+	<i>L. monocytogenes</i>	+	H+	H+	+	<i>L. monocytogenes</i>	+	+	PA	PA	H+	+	+	PA		5	c
2021	5979	Cubes de colin cuits	Cooked pollock	H+	+	H+	+	<i>L. monocytogenes</i>	+	H+	H+	+	<i>L. monocytogenes</i>	+	+	PA	PA	H+	+	+	PA		5	c
2021	6250	Tartinable de thon	Mix of tuna and cream	st	st	st	st		-	st	st			-	-	NA	NA	st		-	NA	-	5	c
2021	6255	Coquille saint jacques à la bretonne	Mix of scallop, cream and vegetables	H+	+	H+	+	<i>L. monocytogenes</i>	+	H+	H+	+	<i>L. monocytogenes</i>	+	+	PA	PA	H+	+	+	PA		5	c
2021	6407	Portion de colin gratinée au fromage	Cooked pollock	-	-	-	-		-	-	-			-	-	NA	NA	-		-	NA	-	5	c

SEAFOOD AND FISHERY PRODUCTS																								
Date of analysis	Sample number	Product (French name)	Product	Reference method ISO 11290-1*						Alternative method: Agar Listeria (AL) for 18h at 30°C												Category	Type	
				Half Fraser		Fraser		Identifications	Result	AL 22h	AL 48h	Confirmation		Result		Agreement		AL 48 h + 72h at 5°C ± 3°C		Result L spp AL 72 h 5°C	Agreement L spp AL 72 h			Subculture in Fraser broth and streaking on PALCAM/AL for negative samples
				AL	PALCAM	AL	PALCAM					PALCAM	Identification (ISO tests)	22h	48h	22 h	48 h	AL	PALCAM					
2021	6412	Colin pané	Cooked pollock	-	-	sr	-		-	st	st			-	-	NA	NA	st		-	NA	-	5	c
2021	6415	Colin pané	Cooked pollock	-	-	st	-		-	st	-			-	-	NA	NA	-		-	NA	-	5	c
2021	6419	Queues de crevettes panées	Cooked shrimps	H+	+	H+	+	<i>L. monocytogenes</i>	+	H+	H+	+	<i>L. monocytogenes</i>	+	+	PA	PA	H+	+	+	PA		5	c
2021	6420	Coquille saint jacques à la bretonne	Mix of scallop, cream and vegetables	st	st	st	st		-	st	st			-	-	NA	NA	st		-	NA	-	5	c
2021	6422	Coquille saint jacques	Mix of scallop, cream and vegetables	-	-	st	-		-	-	-			-	-	NA	NA	-		-	NA	-	5	c
2021	6921	Paupiette saumon moulée	Salmon paupiette	-	-	-	-		-	st	-			-	-	NA	NA	-		-	NA	-	5	c
2021	7178	Filet de limande du nord pané	Breaded dab	H+	+	H+	+	<i>L. ivanovii</i>	+	H+	H+	+	<i>L. ivanovii</i>	+	+	PA	PA	H+	+	+	PA		5	c
2021	7180	Crevettes décortiquées prêtes à consommer	Ready to eat shrimps	H+	+	H+	+	<i>L. ivanovii</i>	+	H+	H+	+	<i>L. ivanovii</i>	+	+	PA	PA	H+	+	+	PA		5	c

ENVIRONMENTAL SAMPLES																									
Date of analysis	Sample number	Product (French name)	Product	Reference method ISO 11290-1*						Alternative method: Agar Listeria (AL) for 18h at 30°C														Category	Type
				Half Fraser		Fraser		Identifications	Result	AL 22h	AL 48h	Confirmation		Result		Agreement		AL 48 h + 72h at 5°C ± 3°C		Result L spp AL 72 h 5°C	Agreement L spp AL 72 h	Subculture in Fraser broth and streaking on PALCAM/AL for negative samples			
				AL	PALCAM	AL	PALCAM					PALCAM	Identification (ISO tests)	22h	48h	22 h	48 h	AL	PALCAM						
2021	4982	Déchets poulet pousoir	Chicken residues	H+/H-	+	H+/H-	+	<i>L. monocytogenes / L. seeligeri</i>	+	H+/H-	H+/H-	+/+	<i>L. monocytogenes / L. seeligeri</i>	+	+	PA	PA	H+/H-	+/+	+	PA		6	a	
2021	4983	Déchets poulet mélangeur	Chicken residues	H-	+	H-	+	<i>L. welshimeri</i>	+	H-	H-	+	<i>L. welshimeri</i>	+	+	PA	PA	H-	+	+	PA		6	a	
2021	4984	Déchets sol découpe bœuf	Beef residues	H+/H-	+	H+/H-	+	<i>L. monocytogenes / L. innocua</i>	+	H+/H-	H+/H-	+/+	<i>L. monocytogenes / L. welshimeri</i>	+	+	PA	PA	H+/H-	+/+	+	PA		6	a	
2021	4985	Déchets sol viande hachée surgelée	Beef residues	H+	+	H+	+	<i>L. monocytogenes</i>	+	H+/H-	H+/H-	+/+	<i>L. monocytogenes / L. innocua</i>	+	+	PA	PA	H+/H-	+/+	+	PA		6	a	
2021	4986	Déchets sol viande pièce tranchée	Beef residues	H+/H-	+	H+/H-	+	<i>L. monocytogenes / L. innocua</i>	+	H+/H-	H+/H-	+/+	<i>L. monocytogenes / L. innocua</i>	+	+	PA	PA	H+/H-	+/+	+	PA		6	a	
2021	4987	Déchets sol découpe porc	Pork residues	H-	+	H-	+	<i>L. innocua</i>	+	H-	H-	+	<i>L. innocua</i>	+	+	PA	PA	H-	+	+	PA		6	a	
2021	5991	Matière bac déchet	Vegetable residues	H+	+	H+	+	<i>L. monocytogenes</i>	+	H+	H+	+	<i>L. monocytogenes</i>	+	+	PA	PA	H+	+	+	PA		6	a	
2021	6541	Résidus crème glacée homogénéisateur	Ice cream residues	st	st	st	-		-	st	-			-	-	NA	NA	-		-	NA	-	6	a	
2021	6542	Déchets sol crème glacée	Ice cream residues	st	-	st	-		-	st	st			-	-	NA	NA	st		-	NA	-	6	a	
2021	6543	Résidus crème glacée mélangeur	Ice cream residues	st	st	st	st		-	st	st			-	-	NA	NA	st		-	NA	-	6	a	
2021	6544	Résidus queues topping	Salmon residues	H+	+	H+	+	<i>L. monocytogenes</i>	+	H+	H+	+	<i>L. monocytogenes</i>	+	+	PA	PA	H+	+	+	PA		6	a	
2021	6545	Résidus matière parage	Salmon residues	H+/H-	+	H+/H-	+	<i>L. monocytogenes / L. innocua</i>	+	H+/H-	H+/H-	+/+	<i>L. monocytogenes / L. innocua</i>	+	+	PA	PA	H+/H-	+/+	+	PA		6	a	
2021	6739	Résidus crème glacée homogénéisateur	Ice cream residues	st	st	st	st		-	st	st			-	-	NA	NA	st		-	NA	-	6	a	
2021	6740	Résidus crème glacée pasteurisateur	Ice cream residues	st	st	st	st		-	st	st			-	-	NA	NA	st		-	NA	-	6	a	
2021	6741	Déchets sol crème glacée	Ice cream residues	st	st	st	st		-	st	st			-	-	NA	NA	st		-	NA	-	6	a	
2021	7424	Déchets poulet bac récupération (environnement plats préparés)	Chicken residues (ready prepared dish environment)	st	st	st	-		-	st	st			-	-	NA	NA	st		-	NA	-	6	a	
2021	7849	Déchets de saumon après fumage	Salmon residues	st	st	st	st		-	st	st			-	-	NA	NA	st		-	NA	-	6	a	
2021	7850	Déchets production de glace	Ice cream residues	-	-	-	-		-	st	-			-	-	NA	NA	-		-	NA	-	6	a	
2021	7852	Résidu mélangeur poulet	Chicken residues	st	st	st	st		-	st	st			-	-	NA	NA	st		-	NA	-	6	a	
2021	7856	Déchets abattoir porc	Pork residues	st	st	st	st		-	st	st			-	-	NA	NA	st		-	NA	-	6	a	
2021	4976	Eau de process	Process water (pork/beef environment)	st	st	st	st		-	st	st			-	-	NA	NA	st		-	NA	-	6	b	
2021	4977	Eau de process	Process water (pork/beef environment)	H+/H-	+	H+/H-	+	<i>L. monocytogenes / L. seeligeri</i>	+	H+/H-	H+/H-	+/+	<i>L. monocytogenes / L. seeligeri</i>	+	+	PA	PA	H+/H-	+/+	+	PA		6	b	
2021	4978	Eau bac échaudage abattoir porc	Process water (pork/beef environment)	H+/H-	+	H+/H-	+	<i>L. monocytogenes / L. welshimeri</i>	+	H+/H-	H+/H-	+/+	<i>L. monocytogenes / L. welshimeri</i>	+	+	PA	PA	H+/H-	+/+	+	PA		6	b	

* Analyses performed according to the COFRAC accreditation
 ADRIA Développement
 Summary report (Version 0)
 AL - Listeria spp. Detection

ENVIRONMENTAL SAMPLES																								
Date of analysis	Sample number	Product (French name)	Product	Reference method ISO 11290-1*						Alternative method: Agar Listeria (AL) for 18h at 30°C													Category	Type
				Half Fraser		Fraser		Identifications	Result	AL 22h	AL 48h	Confirmation		Result		Agreement		AL 48 h + 72h at 5°C ± 3°C		Result L spp AL 72 h 5°C	Agreement L spp AL 72 h	Subculture in Fraser broth and streaking on PALCAM/AL for negative samples		
				AL	PALCAM	AL	PALCAM					PALCAM	Identification (ISO tests)	22h	48h	22 h	48 h	AL	PALCAM					
2021	4979	Eau du tunnel de lavage abattoir porc	Process water (pork/beef environment)	st	st	st	st		-	st	st			-	-	NA	NA	st		-	NA	-	6	b
2021	4980	Eau du tunnel de lavage abattoir bœuf	Process water (pork/beef environment)	H+/H-	+	H+/H-	+	<i>L. monocytogenes / L. seeligeri</i>	+	H+/H-	H+/H-	+/+	<i>L. monocytogenes / L. seeligeri</i>	+	+	PA	PA	H+/H-	+/+	+	PA		6	b
2021	4981	Eau dégrossissage bonde découpe bœuf	Cleaning water (pork/beef environment)	H-	+	H-	+	<i>L. welshimeri</i>	+	H-	H-	+	<i>L. welshimeri</i>	+	+	PA	PA	H-	+	+	PA		6	b
2021	4988	Eau dégrossissage pousoir	Cleaning water (chicken environment)	H+	+	H+	+	<i>L. monocytogenes</i>	+	H+	H+	+	<i>L. monocytogenes</i>	+	+	PA	PA	H+	+	+	PA		6	b
2021	4989	Eau dégrossissage mélangeur	Cleaning water (chicken environment)	H+	+	H+	+	<i>L. monocytogenes</i>	+	H+	H+	+	<i>L. monocytogenes</i>	+	+	PA	PA	H+	+	+	PA		6	b
2021	5189	Eau de process charcuterie	Process water (pork environment)	H+	+	H+	+	<i>L. monocytogenes</i>	+	H+	H+	+	<i>L. monocytogenes</i>	+	+	PA	PA	H+	+	+	PA		6	b
2021	5280	Eau de nettoyage	Cleaning water (seafood environment)	H+	+	H+	+	<i>L. monocytogenes</i>	+	H+	H+	+	<i>L. monocytogenes</i>	+	+	PA	PA	H+	+	+	PA		6	b
2021	5281	Eau de rinçage	Cleaning water (seafood environment)	st	st	st	st		-	st	st			-	-	NA	NA	st		-	NA	-	6	b
2021	6550	Eau de rinçage homogénéisateur	Cleaning water (dairy environment)	st	st	st	-		-	st	st			-	-	NA	NA	st		-	NA	-	6	b
2021	6551	Eau de process	Process water (pork/beef environment)	H+	+	H+	+	<i>L. monocytogenes</i>	+	H+	H+	+	<i>L. monocytogenes</i>	+	+	PA	PA	H+	+	+	PA		6	b
2021	6552	Eau épileuse	Process water (pork/beef environment)	H+/H-	+	H+/H-	+	<i>L. monocytogenes / L. innocua</i>	+	H+/H-	H+/H-	+/+	<i>L. monocytogenes / L. innocua</i>	+	+	PA	PA	H+/H-	+/+	+	PA		6	b
2021	7584	Eau du tunnel de lavage abattoir porc	Process water (pork/beef environment)	st	st	st	st		-	st	st			-	-	NA	NA	st		-	NA	-	6	b
2021	7585	Eau bac échaudage abattoir porc	Process water (pork/beef environment)	H+	+	H+	+	<i>L. monocytogenes</i>	+	H+	H+	+	<i>L. monocytogenes</i>	+	+	PA	PA	H+	+	+	PA		6	b
2021	7851	Eau de nettoyage pousoir poulet	Cleaning water (chicken environment)	st	st	st	st		-	st	st			-	-	NA	NA	st		-	NA	-	6	b
2021	7853	Eau après rinçage (29)	Cleaning water (pork/beef environment)	st	st	st	st		-	st	st			-	-	NA	NA	st		-	NA	-	6	b
2021	7854	Eau après désinfection (28)	Cleaning water (pork/beef environment)	sr	sr	st	st		-	st	st			-	-	NA	NA	st		-	NA	-	6	b
2021	7855	Eau après détergent (27)	Cleaning water (pork/beef environment)	st	st	st	st		-	st	st			-	-	NA	NA	st		-	NA	-	6	b
2021	4967	Chiffonnette couteau découpe poulet	Wipe (chicken environment)	H+	+	H+	+	<i>L. ivanovii</i>	+	H+	H+	+	<i>L. ivanovii</i>	+	+	PA	PA	H+	+	+	PA		6	c
2021	4968	Chiffonnette table découpe poulet	Wipe (chicken environment)	H+/H-	+	H+	+	<i>L. monocytogenes / L. seeligeri</i>	+	H+/H-	H+/H-	+/+	<i>L. monocytogenes / L. seeligeri</i>	+	+	PA	PA	H+/H-	+/+	+	PA		6	c
2021	4969	Chiffonnette mélangeur	Wipe (chicken environment)	H+	+	H+	+	<i>L. monocytogenes</i>	+	H+	H+	+	<i>L. monocytogenes</i>	+	+	PA	PA	H+	+	+	PA		6	c
2021	4970	Chiffonnette sol atelier	Wipe (chicken environment)	H+/H-	+	H+/H-	+	<i>L. monocytogenes / L. welshimeri</i>	+	H+/H-	H+/H-	+/+	<i>L. monocytogenes / L. welshimeri</i>	+	+	PA	PA	H+/H-	+/+	+	PA		6	c
2021	4971	Chiffonnette broyeur poulet	Wipe (chicken environment)	H+	+	H+	+	<i>L. monocytogenes</i>	+	H+	H+	+	<i>L. monocytogenes</i>	+	+	PA	PA	H+	+	+	PA		6	c
2021	4972	Chiffonnette table parage des joues (après désinfection)	Wipe after cleaning process (pork/beef environment)	H+	+	H+	+	<i>L. monocytogenes</i>	+	H+	H+	+	<i>L. monocytogenes</i>	+	+	PA	PA	H+	+	+	PA		6	c
2021	4973	Chiffonnette découpe porc ligne longe (après désinfection)	Wipe after cleaning process (pork/beef environment)	H+/H-	+	H+/H-	+	<i>L. monocytogenes / L. seeligeri</i>	+	H+/H-	H+/H-	+/+	<i>L. monocytogenes / L. seeligeri</i>	+	+	PA	PA	H+/H-	+/+	+	PA		6	c

ENVIRONMENTAL SAMPLES																								
Date of analysis	Sample number	Product (French name)	Product	Reference method ISO 11290-1*						Alternative method: Agar Listeria (AL) for 18h at 30°C													Category	Type
				Half Fraser		Fraser		Identifications	Result	AL 22h	AL 48h	Confirmation		Result		Agreement		AL 48 h + 72h at 5°C ± 3°C		Result L spp AL 72 h 5°C	Agreement L spp AL 72 h	Subculture in Fraser broth and streaking on PALCAM/AL for negative samples		
				AL	PALCAM	AL	PALCAM					PALCAM	Identification (ISO tests)	22h	48h	22 h	48 h	AL	PALCAM					
2021	4974	Chiffonnette découpe porc ligne poitrine (après désinfection)	Wipe after cleaning process (pork/beef environment)	H+	+	H+	+	<i>L. monocytogenes</i>	+	H+	H+	+	<i>L. monocytogenes</i>	+	+	PA	PA	H+	+	+	PA		6	c
2021	4975	Chiffonnette table transfert (après désinfection)	Wipe after cleaning process (pork/beef environment)	st	st	st	st		-	st	st			-	-	NA	NA	st		-	NA	-	6	c
2021	6546	Chiffonnette trancheur DF1 après désinfection	Wipe after cleaning process (seafood environment)	st	st	st	-		-	st	st			-	-	NA	NA	st		-	NA	-	6	c
2021	6547	Chiffonnette tapis trancheur après désinfection	Wipe after cleaning process (seafood environment)	H+	+	H+	+	<i>L. monocytogenes</i>	+	H+	H+	+	<i>L. monocytogenes</i>	+	+	PA	PA	H+	+	+	PA		6	c
2021	6548	Chiffonnette mélangeur avant nettoyage	Wipe (dairy environment)	st	-	-	-		-	st	st			-	-	NA	NA	st		-	NA	-	6	c
2021	6549	Chiffonnette freezer avant nettoyage	Wipe (dairy environment)	st	-	-	-		-	st	-			-	-	NA	NA	st		-	NA	-	6	c
2021	6736	Chiffonnette mélangeur avant nettoyage	Wipe (dairy environment)	st	st	st	st		-	st	st			-	-	NA	NA	st		-	NA	-	6	c
2021	6737	Chiffonnette balance avant nettoyage	Wipe (dairy environment)	st	st	st	st		-	st	st			-	-	NA	NA	st		-	NA	-	6	c
2021	6738	Chiffonnette homogénéisateur avant nettoyage	Wipe (dairy environment)	st	st	st	st		-	st	st			-	-	NA	NA	st		-	NA	-	6	c
2021	7425	Chiffonnette trancheur CP4 après désinfection	Wipe (ready prepared dish environment)	st	st	st	st		-	st	st			-	-	NA	NA	st		-	NA	-	6	c
2021	7426	Chiffonnette trancheur n°19 après désinfection	Wipe (ready prepared dish environment)	H+	+	H+	+	<i>L. monocytogenes</i>	+	H+	H+	+	<i>L. monocytogenes</i>	+	+	PA	PA	H+	+	+	PA		6	c
2021	7427	Eponge tapis vers multivac	Sponge (ready prepared dish environment)	H+	+	H+	+	<i>L. monocytogenes</i>	+	H+	H+	+	<i>L. monocytogenes</i>	+	+	PA	PA	H+	+	+	PA		6	c
2021	7848	Chiffonnette trancheur tapis pesée après désinfection	Wipe (seafood environment)	st	st	st	st		-	st	st			-	-	NA	NA	st		-	NA	-	6	c

Appendix 10 – Relative level of detection study: raw data (Extension study, 2021 - ADRIA Développement)

Deli-salad (Piemontaise)

Strain : *L. welshimeri* Ad1175

Total viable count : 1,7.10⁴ CFU/g

Sample n°	Level	Inoculation level (CFU/sample)	Reference method ISO 11290-1 ♦					Alternative method: Agar Listeria (AL)							
			Half Fraser		Fraser		Final result	Positive Results/Total	22h	48h	Confirmation	Final Result		Positive Results/Total	
			AL	Palcam	AL	Palcam						22h	48h	22h	48h
5755	0	0	st	st	st	st	-	0/5	st	st		-	-	0/5	0/5
5756			st	st	st	st	-		st	st		-	-		
5757			st	st	st	st	-		st	st		-	-		
5758			st	st	st	st	-		st	st		-	-		
5759			st	st	st	st	-		st	st		-	-		
5796	1	0,5	H-	+	H-	+	+	8/20	H-	H-	<i>L. welshimeri</i>	+	+	8/20	8/20
5797			st	st	st	st	-		st	st		-	-		
5798			st	st	st	st	-		st	st		-	-		
5799			st	st	st	st	-		st	st		-	-		
5800			H-	+	H-	+	+		H-	H-	<i>L. welshimeri</i>	+	+		
5801			st	st	st	st	-		st	st		-	-		
5802			H-	+	H-	+	+		H-	H-	<i>L. welshimeri</i>	+	+		
5803			H-	+	H-	+	+		H-	H-	<i>L. welshimeri</i>	+	+		
5804			st	st	st	st	-		st	st		-	-		
5805			st	st	st	st	-		st	st		-	-		
5806			H-	+	H-	+	+		H-	H-	<i>L. welshimeri</i>	+	+		
5807			st	st	st	st	-		st	st		-	-		
5808			st	st	st	st	-		st	st		-	-		
5809			H-	+	H-	+	+		H-	H-	<i>L. welshimeri</i>	+	+		
5810			st	st	st	st	-		st	st		-	-		
5811			H-	+	H-	+	+		H-	H-	<i>L. welshimeri</i>	+	+		
5812			st	st	st	st	-		st	st		-	-		
5813			H-	+	H-	+	+		H-	H-	<i>L. welshimeri</i>	+	+		
5814			st	st	st	st	-		st	st		-	-		
5815			st	st	st	st	-		st	st		-	-		
5816	2	2,1	H-	+	H-	+	+	5/5	H-	H-	<i>L. welshimeri</i>	+	+	5/5	5/5
5817			H-	+	H-	+	+		H-	H-	<i>L. welshimeri</i>	+	+		
5818			H-	+	H-	+	+		H-	H-	<i>L. welshimeri</i>	+	+		
5819			H-	+	H-	+	+		H-	H-	<i>L. welshimeri</i>	+	+		
5820			H-	+	H-	+	+		H-	H-	<i>L. welshimeri</i>	+	+		

♦ Analyses performed according to the COFRAC accreditation

Rillettes

Strain : *L.monocytogenes* Ad669

Total viable count : < 10 CFU/g

Sample n°	Level	Inoculation level (CFU/sample)	Reference method ISO 11290-1 ♦					Alternative method: Agar Listeria (AL)							
			Half Fraser		Fraser		Final result	Positive Results/Total	22h	48h	Confirmation	Final Result		Positive Results/Total	
			AL	Palcam	AL	Palcam						22h	48h	22h	48h
5876	0	0	st	st	st	st	-	0/5	st	st		-	-	0/5	0/5
5877			st	st	st	st	-		st	st		-	-		
5878			st	st	st	st	-		st	st		-	-		
5879			st	st	st	st	-		st	st		-	-		
5880			st	st	st	st	-		st	st		-	-		
5881	1	0,75	st	st	st	st	-	8/20	st	st		-	-	8/20	8/20
5882			st	st	st	st	-		st	st		-	-		
5883			st	st	st	st	-		st	st		-	-		
5884			H+	+	H+	+	+		H+	H+	<i>L. monocytogenes</i>	+	+		
5885			st	st	st	st	-		st	st		-	-		
5886			st	st	st	st	-		st	st		-	-		
5887			st	st	st	st	-		st	st		-	-		
5888			st	st	st	st	-		st	st		-	-		
5889			H+	+	H+	+	+		H+	H+	<i>L. monocytogenes</i>	+	+		
5890			H+	+	H+	+	+		H+	H+	<i>L. monocytogenes</i>	+	+		
5891			H+	+	H+	+	+		H+	H+	<i>L. monocytogenes</i>	+	+		
5892			st	st	st	st	-		st	st		-	-		
5893			st	st	st	st	-		st	st		-	-		
5894			H+	+	H+	+	+		H+	H+	<i>L. monocytogenes</i>	+	+		
5895			H+	+	H+	+	+		H+	H+	<i>L. monocytogenes</i>	+	+		
5896	H+	+	H+	+	+	H+	H+	<i>L. monocytogenes</i>	+	+					
5897	st	st	st	st	-	st	st		-	-					
5898	st	st	st	st	-	st	st		-	-					
5899	st	st	st	st	-	st	st		-	-					
5900	H+	+	H+	+	+	H+	H+	<i>L. monocytogenes</i>	+	+					
5901	2	2,9	H+	+	H+	+	+	5/5	H+	H+	<i>L. monocytogenes</i>	+	+	5/5	5/5
5902			H+	+	H+	+	+		H+	H+	<i>L. monocytogenes</i>	+	+		
5903			H+	+	H+	+	+		H+	H+	<i>L. monocytogenes</i>	+	+		
5904			H+	+	H+	+	+		H+	H+	<i>L. monocytogenes</i>	+	+		
5905			H+	+	H+	+	+		H+	H+	<i>L. monocytogenes</i>	+	+		

♦ Analyses performed according to the COFRAC accreditation

Raw milk cheese

Strain : *L. ivanovii* Ad1737

Total viable count : 4,2 10⁷ CFU/g

Sample n°	Level	Inoculation level (CFU/sample)	Reference method ISO 11290-1 ♦					Alternative method: Agar Listeria (AL)							
			Half Fraser		Fraser		Final result	Positive Results/Total	22h	48h	Confirmation	Final Result		Positive Results/Total	
			AL	Palcam	AL	Palcam						22h	48h	22h	48h
7761	0	0	-	-	st	st	-	0/5	st	-		-	-	0/5	0/5
7762			-	-	st	st	-		st	-		-	-		
7763			-	-	st	st	-		st	-		-	-		
7764			-	-	st	st	-		st	-		-	-		
7765			-	-	st	st	-		st	-		-	-		
7741	1	2,3	-	-	-	-	-	7/20	-	-		-	-	11/20	11/20
7742			-	-	st	-	-		st	-		-	-		
7743			-	-	st	st	-		st	-		-	-		
7744			H+	+	H+	+	+		H+	H+	<i>L. ivanovii</i>	+	+		
7745			H+	+	H+	+	+		H+	H+	<i>L. ivanovii</i>	+	+		
7746			-	-	st	st	-		-	-		-	-		
7747			H+	+	H+	+	+		H+	H+	<i>L. ivanovii</i>	+	+		
7748			H+	+	H+	+	+		H+	H+	<i>L. ivanovii</i>	+	+		
7749			-	-	st	st	-		-	-		-	-		
7750			-	-	-	-	-		H+	H+	<i>L. ivanovii</i>	+	+		
7751			-	-	st	st	-		st	-		-	-		
7752			-	-	st	st	-		st	-		-	-		
7753			H+	+	H+	+	+		H+	H+	<i>L. ivanovii</i>	+	+		
7754			H+	+	H+	+	+		H+	H+	<i>L. ivanovii</i>	+	+		
7755			-	-	st	st	-		H+	H+	<i>L. ivanovii</i>	+	+		
7756			-	-	st	st	-		st	-		-	-		
7757			-	-	st	-	-		H+	H+	<i>L. ivanovii</i>	+	+		
7758			H+	+	H+	+	+		H+	H+	<i>L. ivanovii</i>	+	+		
7759			st	st	st	st	-		H+ (3)	H+ (3)	<i>L. ivanovii</i>	+	+		
7760			-	-	st	st	-		st	-		-	-		
7579	2	8,0	H+	+	H+	+	+	5/5	H+	H+	<i>L. ivanovii</i>	+	+	5/5	5/5
7580			H+	+	H+	+	+		H+	H+	<i>L. ivanovii</i>	+	+		
7581			H+	+	H+	+	+		H+	H+	<i>L. ivanovii</i>	+	+		
7582			H+	+	H+	+	+		H+	H+	<i>L. ivanovii</i>	+	+		
7583			H+	+	H+	+	+		H+	H+	<i>L. ivanovii</i>	+	+		

Results confirmed twice for both reference and alternative methods

♦ Analyses performed according to the COFRAC accreditation

Cantaloupe (frozen balls)

Strain : *L. monocytogenes* Ad532

Total viable count : 1,4.10⁶ CFU/g

Sample n°	Level	Inoculation level (CFU/sample)	Reference method ISO 11290-1 ♦					Alternative method: Agar Listeria (AL)							
			Half Fraser		Fraser		Final result	Positive Results/Total	22h	48h	Confirmation	Final Result		Positive Results/Total	
			AL	Palcam	AL	Palcam						22h	48h	22h	48h
6266	0	0	st	st	st	st	-	0/5	st	st		-	-	0/5	0/5
6267			st	st	st	st	-		st	st		-	-		
6268			st	st	st	st	-		st	st		-	-		
6269			st	st	st	st	-		st	st		-	-		
6270			st	st	st	st	-		st	st		-	-		
6303	1	0,8	st	st	st	st	-	10/20	st	st		-	-	10/20	10/20
6304			H+	+	H+	+	+		H+ (1)	H+ (1)	<i>L. monocytogenes</i>	+	+		
6305			H+	+	H+	+	+		H+	H+	<i>L. monocytogenes</i>	+	+		
6306			st	st	st	st	-		st	st		-	-		
6307			st	st	st	st	-		st	st		-	-		
6308			st	st	st	st	-		st	st		-	-		
6309			st	st	st	st	-		st	st		-	-		
6310			H+	+	H+	+	+		H+	H+	<i>L. monocytogenes</i>	+	+		
6311			H+	+	H+	+	+		H+	H+	<i>L. monocytogenes</i>	+	+		
6312			H+	+	H+	+	+		H+	H+	<i>L. monocytogenes</i>	+	+		
6313			H+	+	H+	+	+		H+	H+	<i>L. monocytogenes</i>	+	+		
6314			st	st	st	st	-		st	st		-	-		
6315			st	st	st	st	-		st	st		-	-		
6316			st	st	st	st	-		st	st		-	-		
6317			st	st	st	st	-		st	st		-	-		
6318			st	st	st	st	-		st	st		-	-		
6319			H+	+	H+	+	+		H+	H+	<i>L. monocytogenes</i>	+	+		
6320			H+	+	H+	+	+		H+	H+	<i>L. monocytogenes</i>	+	+		
6321			H+	+	H+	+	+		H+	H+	<i>L. monocytogenes</i>	+	+		
6322			H+	+	H+	+	+		H+	H+	<i>L. monocytogenes</i>	+	+		
6323	2	3,2	H+	+	H+	+	+	5/5	H+	H+	<i>L. monocytogenes</i>	+	+	5/5	5/5
6324			H+	+	H+	+	+		H+	H+	<i>L. monocytogenes</i>	+	+		
6325			H+	+	H+	+	+		H+	H+	<i>L. monocytogenes</i>	+	+		
6326			H+	+	H+	+	+		H+	H+	<i>L. monocytogenes</i>	+	+		
6327			H+	+	H+	+	+		H+	H+	<i>L. monocytogenes</i>	+	+		

♦ Analyses performed according to the COFRAC accreditation

Frozen shrimps

Strain : *L. innocua* Ad1200

Total viable count : 2,0.10³ CFU/g

Sample n°	Level	Inoculation level (CFU/sample)	Reference method ISO 11290-1 ♦					Alternative method: Agar Listeria (AL)							
			Half Fraser		Fraser		Final result	Positive Results/Total	22h	48h	Confirmation	Final Result		Positive Results/Total	
			AL	Palcam	AL	Palcam						22h	48h	22h	48h
6052	0	0	st	st	st	st	-	0/5	st	st		-	-	0/5	0/5
6053			st	st	st	st	-		st	st		-	-		
6054			st	st	st	st	-		st	st		-	-		
6055			st	st	st	st	-		st	st		-	-		
6056			st	st	st	st	-		st	st		-	-		
6094	1	0,8	st	st	st	st	-	8/20	st	st		-	-	8/20	8/20
6095			st	st	st	st	-		st	st		-	-		
6096			H+	+	H+	+	+		H+	H+	<i>L. monocytogenes</i>	+	+		
6097			st	st	st	st	-		st	st		-	-		
6098			st	st	st	st	-		st	st		-	-		
6099			st	st	st	st	-		st	st		-	-		
6100			st	st	st	st	-		st	st		-	-		
6101			H+	+	H+	+	+		H+	H+	<i>L. monocytogenes</i>	+	+		
6102			st	st	st	st	-		st	st		-	-		
6103			st	st	st	st	-		st	st		-	-		
6104			st	st	st	st	-		st	st		-	-		
6105			st	st	st	st	-		st	st		-	-		
6106			H+	+	H+	+	+		H+	H+	<i>L. monocytogenes</i>	+	+		
6107			H+	+	H+	+	+		H+	H+	<i>L. monocytogenes</i>	+	+		
6108			st	st	st	st	-		st	st		-	-		
6109	H+	+	H+	+	+	H+	H+	<i>L. monocytogenes</i>	+	+					
6110	H+	+	H+	+	+	H+	H+	<i>L. monocytogenes</i>	+	+					
6111	H+	+	H+	+	+	H+	H+	<i>L. monocytogenes</i>	+	+					
6112	st	st	st	st	-	st	st		-	-					
6113	H+	+	H+	+	+	H+	H+	<i>L. monocytogenes</i>	+	+					
6114	2	3,5	H+	+	H+	+	+	5/5	H+	H+	<i>L. monocytogenes</i>	+	+	5/5	5/5
6115			H+	+	H+	+	+		H+	H+	<i>L. monocytogenes</i>	+	+		
6116			H+	+	H+	+	+		H+	H+	<i>L. monocytogenes</i>	+	+		
6117			H+	+	H+	+	+		H+	H+	<i>L. monocytogenes</i>	+	+		
6118			H+	+	H+	+	+		H+	H+	<i>L. monocytogenes</i>	+	+		

♦ Analyses performed according to the COFRAC accreditation

Process water

Strain : *L. monocytogenes* Ad551

Total viable count : 300 CFU/g

Sample n°	Level	Inoculation level (CFU/sample)	Reference method ISO 11290-1 ♦					Alternative method: Agar Listeria (AL)							
			Half Fraser		Fraser		Final result	Positive Results/Total	22h	48h	Confirmation	Final Result		Positive Results/Total	
			AL	Palcam	AL	Palcam						22h	48h	22h	48h
4909	0	0	st	st	st	st	-	0/5	st	st		-	-	0/5	0/5
4910			st	st	st	st	-		st	st		-	-		
4911			st	st	st	st	-		st	st		-	-		
4912			st	st	st	st	-		st	st		-	-		
4913			st	st	st	st	-		st	st		-	-		
5092	1	0,9	H+	+	H+	+	+	12/20	H+	H+	<i>L. monocytogenes</i>	+	+	12/20	12/20
5093			st	st			-		st	st		-	-		
5094			H+	+	H+	+	+		H+	H+	<i>L. monocytogenes</i>	+	+		
5095			H+	+	H+	+	+		H+	H+	<i>L. monocytogenes</i>	+	+		
5096							-		st	st		-	-		
5097							-		st	st		-	-		
5098			H+	+	H+	+	+		H+	H+	<i>L. monocytogenes</i>	+	+		
5099							-		st	st		-	-		
5100			H+	+	H+	+	+		H+	H+	<i>L. monocytogenes</i>	+	+		
5101			H+	+	H+	+	+		H+	H+	<i>L. monocytogenes</i>	+	+		
5102							-		st	st		-	-		
5103							-		st	st		-	-		
5104			H+	+	H+	+	+		H+	H+	<i>L. monocytogenes</i>	+	+		
5105			H+	+	H+	+	+		H+	H+	<i>L. monocytogenes</i>	+	+		
5106			H+	+	H+	+	+		H+	H+	<i>L. monocytogenes</i>	+	+		
5107					-	st	st		-	-					
5108	H+	+	H+	+	+	H+	H+	<i>L. monocytogenes</i>	+	+					
5109	H+	+	H+	+	+	H+	H+	<i>L. monocytogenes</i>	+	+					
5110					-	st	st		-	-					
5111	H+	+	H+	+	+	H+	H+	<i>L. monocytogenes</i>	+	+					
4962	2	2,5	H+	+	H+	+	+	5/5	H+	H+	<i>L. monocytogenes</i>	+	+	5/5	5/5
4963			H+	+	H+	+	+		H+	H+	<i>L. monocytogenes</i>	+	+		
4964			H+	+	H+	+	+		H+	H+	<i>L. monocytogenes</i>	+	+		
4965			H+	+	H+	+	+		H+	H+	<i>L. monocytogenes</i>	+	+		
4966			H+	+	H+	+	+		H+	H+	<i>L. monocytogenes</i>	+	+		

♦ Analyses performed according to the COFRAC accreditation